



## SAN DIEGO CRIME VICTIMS AND SUSPECTS 2021

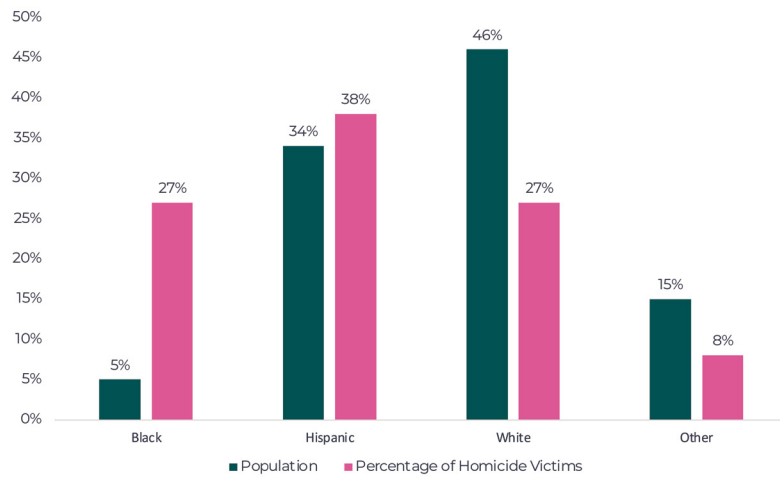
Given changing violent and property crime rates in the San Diego region in 2021, it is important to also understand trends in the characteristics of both victims and suspects. With the release of *San Diego Crime Victims and Suspects in 2021*, this CJ Flash highlights some of these trends, with a focus on demographic variation among victims and the motives for and means by which crimes were committed.

### Highlight 1

The demographic profile of crime victims in 2021 reflected significant racial differences. Among homicide victims, for example, White individuals were underrepresented in proportion to their composition of the population, while Black and Hispanic individuals were more likely to be homicide victims relative to their proportion of the population.

Figure 1

#### Demographic Differences in Homicide Victimhood



Sources: ARJIS; SANDAG, 2022.

### Highlight 2

There were striking differences in homicide motives by victim gender in 2021. While the most common motive for male victims was an argument (47%), the most common for females were domestic violence (27%) and child abuse (18%). This tracks closely with what we know about the relationship between female victims and their assailants: females are far more likely to be killed by a family member than are males.<sup>1</sup>

Figure 2

#### Most Common Homicide Motives by Victim Gender



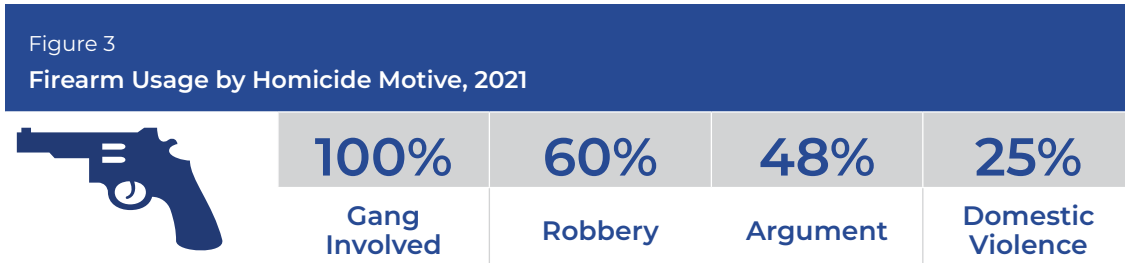
Sources: ARJIS; SANDAG, 2022.

<sup>1</sup>"Global Study on Homicide: Gender-related killing of women and girls." United Nations Office of Drugs and Crime, 2018.



### Highlight 3

The weapon of choice in homicides in the San Diego region in 2021 reflected the ongoing epidemic of gun violence across the country: 59% of all homicides in the region were committed with a firearm. Firearms were the weapons used in all gang-related homicides, 60% of robbery-related homicides, 48% in argument-related homicides, and 25% in domestic violence-related homicides.



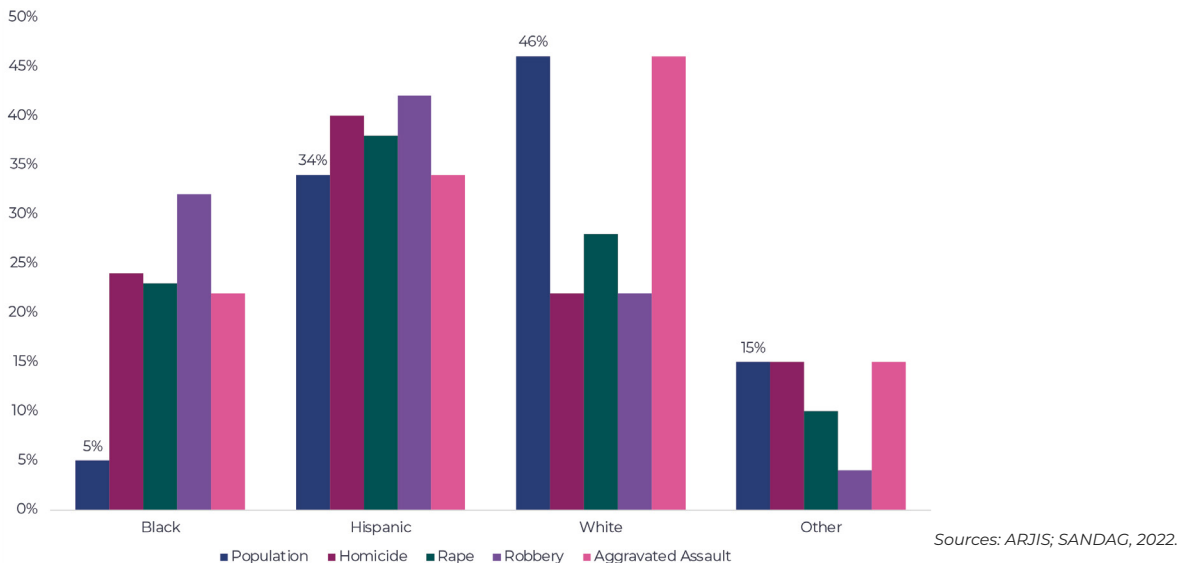
Sources: ARJIS; SANDAG, 2022.

### Highlight 4

As with victims, there were significant racial differences among crime suspects in the San Diego region in 2021. While Black and Hispanic suspects were overrepresented, White suspects were underrepresented compared to their percentage of the population. These differences could be reflective of racial inequities in society at large as well as differences in responses to crime.

Figure 4

### Racial Profiles of Crime Suspects by Crime Type



Free Language Assistance | Ayuda gratuita con el idioma | Libreng Tulong sa Wika | Hỗ trợ ngôn ngữ miễn phí  
 免費語言協助 | 免費語言協助 | مساعدة ترجمة مجانية | 무료 언어 지원 | کمک زبان رایگان | 無料の言語支援 | Бесплатная языковая помощь  
 Assistência linguística gratuita | मुफ्त भाषा सहायता | Assistance linguistique gratuite | ជំនួយភាសាឥតគិតថ្លៃ  
 ఉచిత భాషా సహాయం | ການຊ່ວຍເຫຼືອດ້ານພາສາພິທີ | Kaalmada Luqadda ee Bilaashka ah | Безкоштовна мовна допомога



[SANDAG.org/LanguageAssistance](https://www.sandag.org/LanguageAssistance) | 619.699.1900

401 B STREET, SUITE 800 | SAN DIEGO, CA 92101-4231 | T (619) 699-1900 | F (619) 699-6905 | [SANDAG.ORG/CJ](https://www.sandag.org/CJ)