

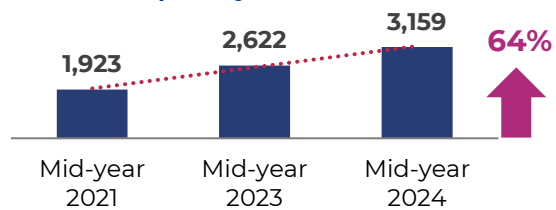
## Shoplifting Increases Despite Overall Decline in Crimes Against Property: Mid-Year 2024

As part of an agreement with local law enforcement agencies in San Diego County, the SANDAG Criminal Justice Clearinghouse collects and reports regional crime statistics twice a year, highlighting trends and drawing comparisons to previous years. Following the recent release of [Crime in the San Diego Region Mid-Year 2024](#), this CJ Flash highlights a recent rise in shoplifting amid a general decline in crimes against property, analyzing one- and three-year trends.

### Highlight 1: Sharp increase in shoplifting incidents since mid-year 2021

Over the past few years, shoplifting has experienced a significant surge in the region.<sup>1</sup> From mid-year 2021 (January to June) to mid-year 2024, incidents of shoplifting reported to regional law enforcement have risen by 64%. Notably, shoplifting now constitutes 20% of all reported larcenies, up from 11% in mid-2021 (not shown).

**Figure 1: Number of shoplifting incidents (mid-year 2021, 2023 and 2024)**

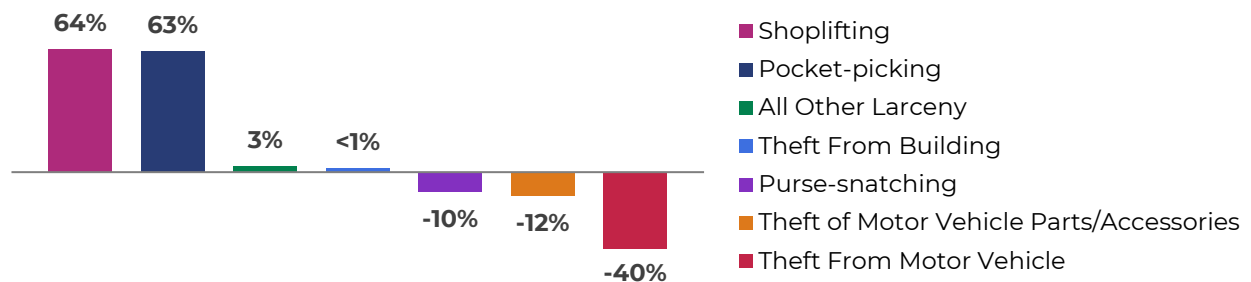


Source: SANDAG, 2023

### Highlight 2: Decline in thefts from motor vehicles drives larceny decrease

While shoplifting has been on the rise, overall larceny offenses in the region have actually declined by 10% since mid-year 2021. This decrease is largely attributed to a sharp drop in thefts from motor vehicles, which fell by 40%—from 7,928 incidents in mid-2021 to 4,791 by mid-2024, pointing to a shifting landscape in larceny trends.

**Figure 2: Rate changes across types of larcenies (mid-year 2021 to 2024)<sup>2</sup>**



Source: SANDAG, 2023

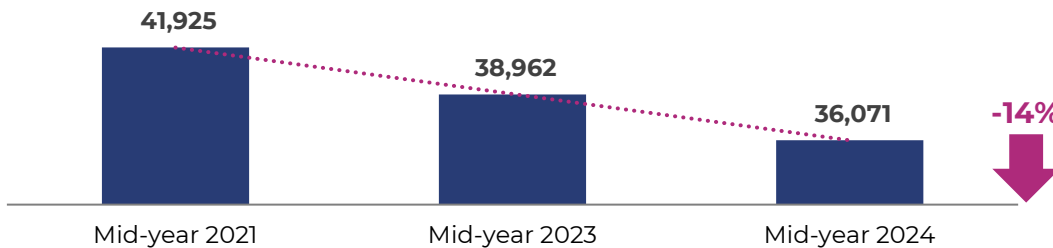
<sup>1</sup> It is possible that shoplifting counts in 2021 were influenced by pandemic-related store closures and quarantines, contributing to the perception of a significant rise in incidents once stores reopened.

<sup>2</sup> Offenses with relatively low number of reported incidents are not included. A full list of incident counts can be found in the CJ Bulletin [Crime in the San Diego Region Mid-Year 2024](#). Additionally, percent changes may not accurately reflect the scale of change (i.e., pocket-picking and purse-snatching each represent less than 100 incidents).

### Highlight 3: Broader decline in crimes against property since mid-2021

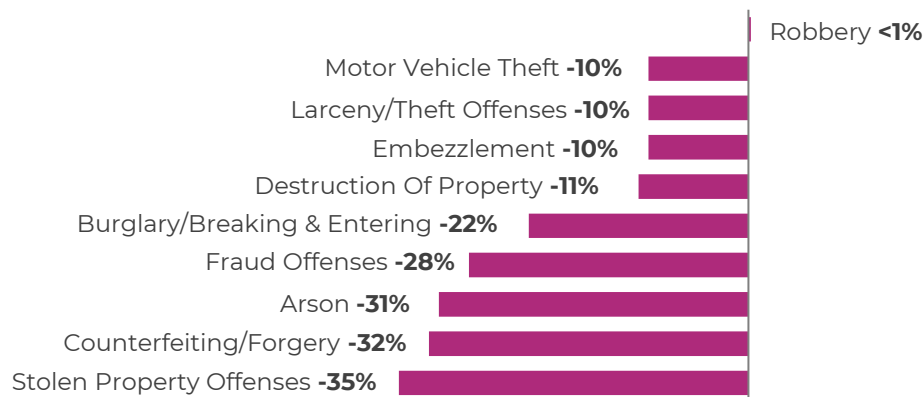
In the first half of 2024, regional law enforcement reported 36,071 property crime incidents, marking a 7% decrease from mid-year 2023 and a 14% drop from mid-year 2021. Almost all crime against property categories saw reductions, with the exception of robberies, which experienced a marginal increase of less than 1%. While nearly all crimes against property categories and their subcategories have experienced decreases, shoplifting stands out as one of the few exceptions.<sup>3</sup>

**Figure 3: Number of crime against property incidents (mid-year 2021, 2023, 2024)**



Source: SANDAG, 2023

**Figure 4: Changes in types of crimes against property (mid-year 2021 to 2024)<sup>4</sup>**



Source: SANDAG, 2023

<sup>3</sup> For a comprehensive list of crime against property counts, see the Appendix Tables in the CJ Bulletin [Crime in the San Diego Region Mid-Year 2024](#).

<sup>4</sup> Crimes against property categories with less than 30 incidents in any of the comparison years are not shown in chart (e.g., extortion/blackmail and bribery).

