



Data-Driven Approach to Protecting Public Safety, Improving and Expanding Rehabilitative Treatment and Services, and Advancing Equity through Alternatives to Incarceration

---

**Advisory Group Meeting**

August 2022

# Guidelines for Virtual Advisory Group Meetings

- Meetings are open to the public and being recorded.
- Only Advisory Group members and SANDAG staff will be able to speak due to the focus of these meetings.
- If you would like to speak, please raise your hand. If you agree with what another member is saying, you can use other icons to share this approval.
- Please note that we value your opinions but may need to move conversations along to ensure all the meeting topics are covered.

# Meeting Agenda

- ATI Working Groups Status and Update (4:00-4:20)
- Discussion of Second Interim Report (4:20-4:50)
- Gap Analysis Overview (4:50-5:10)
- Update on Project Timeline and Upcoming Tasks (5:10-5:25)
- Open Sharing by Advisory Group Members (5:25-5:45)



# ATI Working Groups Status and Update

4:00-4:20

# ATI Working Groups

## Best Practices

Andrea, Anthony, Betsy, Bill,  
Charlene, **Jackie**, Martin,  
Wehtahnah

## Disparities

Andrea, Anthony, Laila, Lon,  
Martin, **Wehtahnah**

## Future Research

Andrea, Bill, **Charlene**, Lon,  
Wehtahnah

## Law Enforcement

Andrea, **Anthony**, **Betsy**,  
Darwin, Lon, Manuel

# Additional Advisory Group Suggestions

- Add a fifth group – juvenile/youth justice system contact
- Advisory Group provide addendums to future SANDAG reports
- Elect a Chair/Vice Chair to the Advisory Group to help coordinate these efforts
- Advisory Group members with lived experience share their stories for future reports



# Discussion of Second Interim Report

4:20-4:50

# Report Highlights

Over **2,000** individuals shared feedback on alternatives to incarceration through a **community survey** and **4 community forums**.

Of the respondents who had never been incarcerated, **47%** thought there should be more emphasis on funding community services, compared to **75%** of those formerly or currently incarcerated.

The top 3 community concerns for those never incarcerated included **homelessness, mental health services, and property crime**. Those who have been incarcerated were more concerned about **inequities in the justice system**.

**79%** of incarcerated individuals reported having unmet needs at the time of their most recent incarceration and the average number of needs was almost **6**.

The most common significant needs of incarcerated individuals according to the survey included **employment assistance, housing navigation, and assistance paying for basic necessities**.

**Less than 2 in 5** who said they had a significant need for employment assistance, housing navigation, and assistance paying for basic necessities received these types of services.



# Report Highlights

Just over **two-thirds** of community survey respondents with a family member who has been incarcerated said that **substance use** was the primary unmet need that contributed to their family member's justice system involvement.

**68%** of survey respondents who had ever been incarcerated reported barriers to receiving services.

Incarcerated community survey respondents who indicated they had some type of **disability** reported significantly **more needs** and were more likely to report **barriers** to receiving services.

The most common barriers to receiving services are that they are **not easy to get to** and it is **difficult to find out what services are available**.

**9 in 10** formerly incarcerated community survey respondents say their incarceration **impacted their families** and more than **two-thirds** said it impacted their **employment status and mental health**.

Personal motivation, community support, services to address underlying needs, and consequences for behavior choices all play some part in **successful reentry**.

# Recommendations

- Addressing these issues will take all of us and a paradigm shift from a primary punitive perspective to one that includes restorative justice
- Conducting needs assessment is essential, as is seeing people as individuals; one size does not fit all
- Prevention is as important as reentry services
- Do not forget the victims
- Ensure proven programs are implemented as designed and with fidelity
- Provide more mentorship
- Encourage personal motivation

# Recommendations

- Explore ways to better share data across systems
- Support families who have family members with underlying needs
- Increase conversations regarding where there should be more serious consequences for criminal behavior or not engaging in treatment
- Prepare individuals for suitable jobs with a livable wage
- Establish private-public partnerships and remove the employment stigma associated with hiring incarcerated individuals
- Housing is critical
- Address disparities and disproportionality in programs and services



# Gap Analysis Overview

4:50-5:10

# Scope of Work Questions to Address

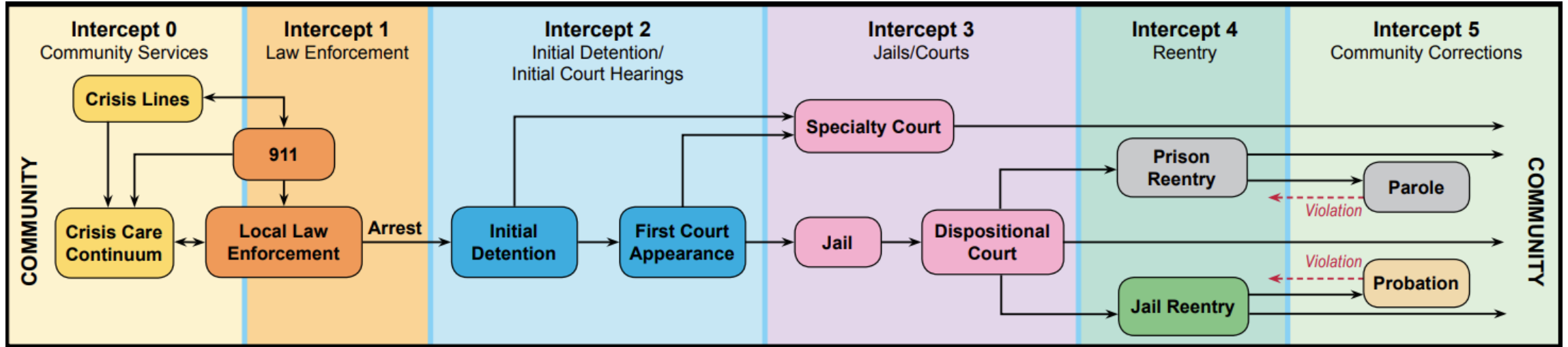
## **Project Goal 3, Research Question 11**

**What rehabilitative and restitutive program needs does this population have and how do needs vary by other characteristics? (SOW 3.7.6)**

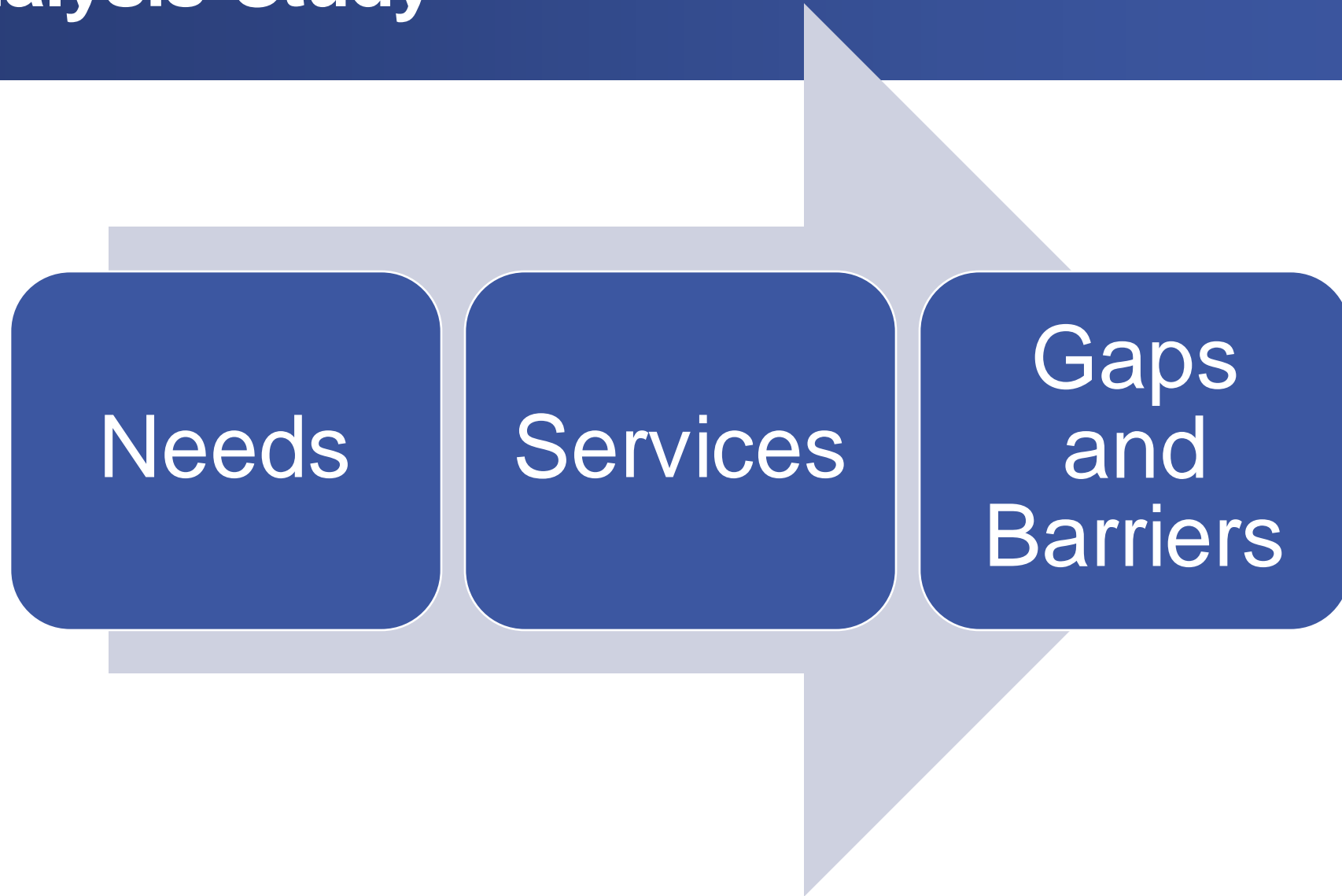
## **Project Goal 3, Research Question 12**

**What are the gaps in services and facilities for justice involved individuals who are unhoused or homeless, face substance use challenges, struggle with mental and behavioral health needs, are youth or young adult offenders, or are otherwise strong candidates for diversion programs and alternatives to incarceration? What are barriers and limitations to receiving services? (SOW 3.7.5)**

# The Sequential Intercept Model



# Gap Analysis Study



# Needs

## **What We Already Have:**

- ATI Community Survey
- Prop 47 Final Report
- Veterans Moving Forward Final Report
- Substance Abuse Monitoring Data

## **What We Are Trying to Get:**

- Probation COMPAS Assessment Data
- 211
- DA Care Center
- Homeless Solutions and Equitable Communities
- Any other BHS-funded service provider data



# Self-Reported Needs of Current/Formerly Incarcerated

**Table 2**  
**SELF-REPORTED NEEDS OF SURVEY RESPONDENTS AT THE TIME OF THEIR MOST RECENT INCARCERATION**

	Significant Need	Somewhat of a Need	Not a Need
Employment assistance	58%	16%	26%
Housing navigation	56%	17%	26%
Help paying for basic necessities	55%	21%	25%
Transportation assistance	46%	22%	32%
Medical health care	44%	21%	34%
Help obtaining documentation	43%	21%	36%
Substance abuse treatment	41%	19%	39%
Peer mentorship	40%	28%	32%
Education services	39%	26%	35%
Mental health treatment	36%	23%	41%
Anger management therapy	25%	22%	53%
<b>TOTAL</b>	339-356		

**NOTE:** Cases with missing information not included. Percentages based on multiple responses.

**SOURCE:** SANDAG ATI Community Survey, 2022

# Individuals with Greater Number of Needs

**Table 3**  
**MEAN NUMBER OF SIGNIFICANT AND ANY NEED BY INDIVIDUAL CHARACTERSTIC**

	Number of Significant Needs	Number of Needs at All
<b>Race*</b>		
White/Caucasian (n=147)	3.8	6.2
Black/African-American (n=47)	5.8	8.1
Asian/Pacific Islander (n=28)	4.8	7.1
Native American (n=6)	5.8	8.5
Other (n=88)	4.5	6.4
<b>Disability*</b>		
Yes (n=92)	5.4	7.8
No (n=265)	4.1	6.2
<b>Age*</b>		
Under 25 (n=17)	4.9	6.4
25 to 39 (n=159)	5.1	7.3
40 and older (n=173)	3.8	6.1

\*Significant at p < .05.

NOTE: Cases with missing information not included.

SOURCE: SANDAG ATI Community Survey, 2022

# Needs Questions

- What populations do we want to describe need for?
- What populations can we describe need for?
- How do we use the Sequential Intercept Model (SIM) to frame needs from community services (0) to community corrections (5)?
- Any other thoughts?

# Services

## **What We Are Trying to Get:**

- 211
- HHSA/BHS
- Public Defender
- Probation
- Homeless Solutions and Equitable Communities

# Services – Possible Data to Compile

- List of all providers
- Types of services provided
- Client population/criteria
- Location of services
- Number of clients served
- Client engagement or completion
- Waiting list
- Other?

# Service Questions

- What is scope – we had originally thought what County could control, but we started talking about any service in County.
- What data about services can we compile reliably that are valid?
- How do we use the Sequential Intercept Model (SIM) to frame services from community services (0) to community corrections (5)?
- Any other thoughts?

# Gap Identification

- More qualitative analysis than quantitative
- Map to compare where services are and where individuals who were arrested/booked live
- Map to compare where services are and where community members who are/have been incarcerated live
- Include preliminary analysis September 30<sup>th</sup> Third Interim Report for Advisory Group, Working Group, Community discussion if possible

# Individuals with Needs Who Received a Service

Table 4

PERCENT OF SURVEY RESPONDENTS WHO RECEIVED A SERVICE BY THEIR SELF-REPORTED LEVEL OF NEED\*

	Significant Need	Somewhat of a Need	Not a Need
	(Number in parentheses represents the number that indicated that need)		
Substance abuse treatment	59% (142)	60% (63)	25% (135)
Medical health care	58% (150)	54% (72)	27% (119)
Mental health treatment	52% (117)	51% (75)	14% (140)
Help obtaining documentation	48% (139)	45% (65)	16% (121)
Education services	44% (135)	46% (90)	22% (118)
Transportation assistance	34% (158)	35% (75)	14% (109)
Help paying for necessities	39% (189)	37% (71)	18% (87)
Peer mentorship	38% (133)	29% (96)	14% (108)
Anger management therapy	37% (82)	38% (72)	13% (180)
Employment assistance	35% (203)	36% (56)	15% (89)
Housing navigation	27% (196)	37% (60)	11% (92)

\*Significant at  $p < .05$ .

NOTE: Cases with missing information not included. Percentages based on multiple responses.

SOURCE: SANDAG ATI Community Survey, 2022



# Helpfulness of Services

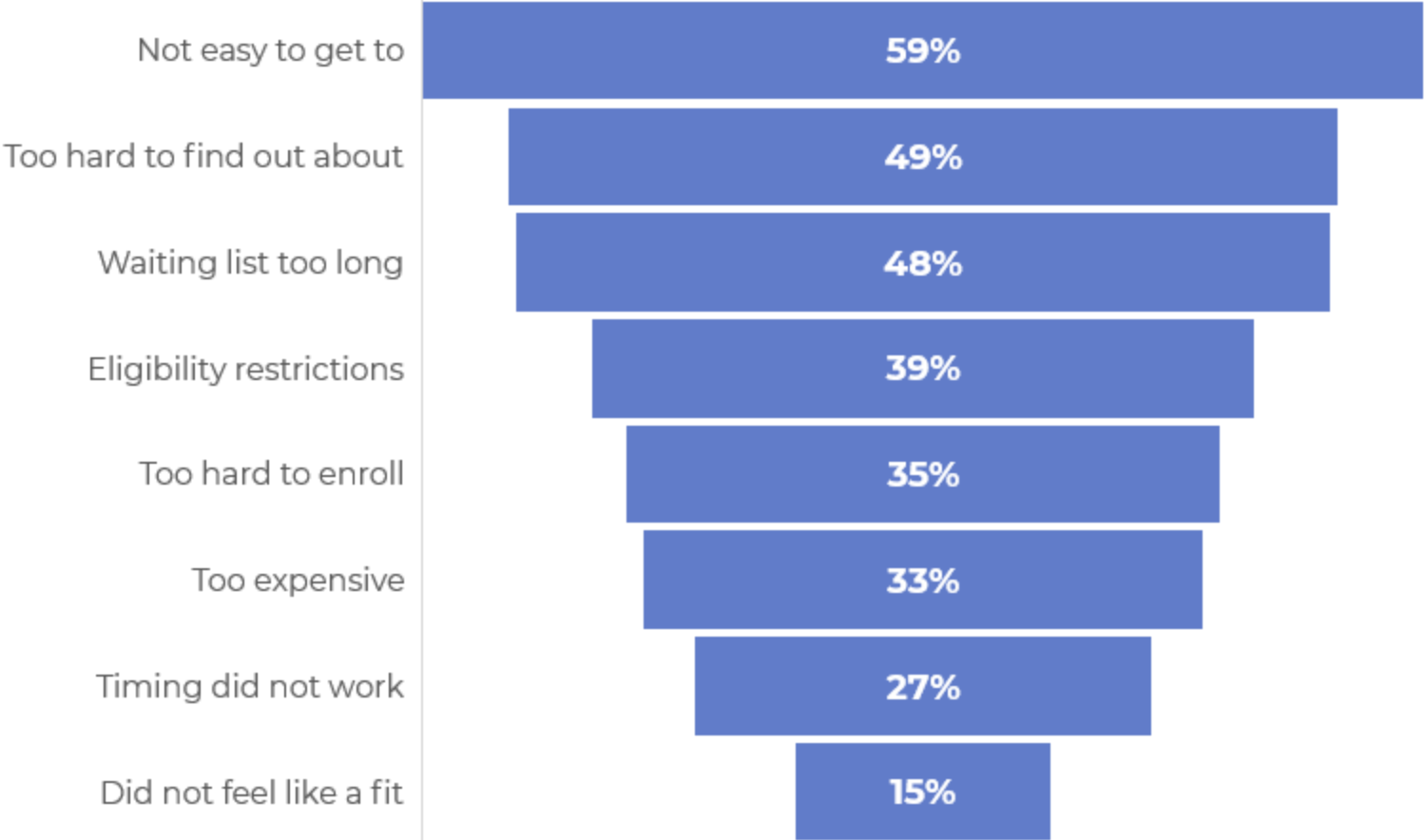
**Table 6**  
**HOW HELPFUL SERVICES RECEIVED WERE**

	Very Helpful	Somewhat Helpful	Not Very Helpful
Peer mentorship	64%	27%	9%
Help obtaining documentation	60%	32%	8%
Medical health care	57%	36%	7%
Employment assistance	57%	27%	16%
Help paying for necessities	56%	34%	10%
Substance abuse treatment	55%	30%	16%
Transportation assistance	53%	31%	17%
Housing navigation	51%	37%	12%
Mental health treatment	50%	37%	13%
Education services	50%	34%	16%
Anger management therapy	44%	40%	16%
Total	81-161		

NOTE: Cases with missing information not included.

SOURCE: SANDAG ATI Community Survey, 2022

# Barriers to Service



# Barrier by Service Need

## Not Easy to Get To

- Employment assistance
  - Basic necessities
- Transportation assistance
  - Medical health care
- Obtaining documentation
  - Mentorship
  - Education services
- Anger management

## Too Expensive

- Medical health care
- Mental health treatment

## Too Hard to Find Out About

- Basic necessities
- Mental health treatment

## Timing or Availability Did Not Work

- Medical health care

## Restrictions for Who They Would Accept

- Housing navigation

## Waiting List too Long

- Employment assistance
- Housing navigation



# Update on Project Timeline and Upcoming Tasks

5:10-5:25

# Deliverables Pending No-Cost Extension

- Third Interim Report: September 30, 2022  
*Best practices, needs assessment*
  - Return to Board: October 25, 2022
- Draft Comprehensive Report: December 15, 2022  
*All data, input, and recommendations to date*
- Final Comprehensive Report: March 15, 2023  
*Include all in draft with public comment and recommendations from community, Advisory Group, and Working Group*



# Open Sharing by Advisory Group Members

5:25-5:45