

Table 1 - Summary of Changes Report (\$000)
2023 RTIP Amendment No. 5

Project ID	Lead Agency	Project Title	Total Programmed Before	Total Programmed Revised	Cost Difference	Percent Change	Change Description
CAL09D	Caltrans	Interstate 5 and 805 - Convert HOV lanes to Express lanes	\$170,150	\$170,150	\$0	0%	↔ RSTP and CMAQ between fiscal years
CAL18B	Caltrans	I-15 Managed Lanes- South Segment and Mira Mesa Transit Center	\$395,309	\$395,529	\$220	0%	↑ TransNet - MC
CAL26	Caltrans	State Route 52 Freeway (E&F)	\$452,117	\$452,117	\$0	0%	↔ TransNet - MC and ↔ RSTP between fiscal years
CAL67	Caltrans	State Route 94 Transit Priority Lanes (I-5 to I-805)	\$22,100	\$22,100	\$0	0%	↔ TransNet - MC between fiscal years
CAL68	Caltrans	SR 94/125 Interchange and Arterial Operational Improvements	\$34,240	\$34,240	\$0	0%	↔ TransNet - MC between fiscal years
CAL78B	Caltrans	I-805 HOV/Managed Lanes - North	\$124,437	\$123,693	-\$744	-1%	↓ TransNet - MC
CAL78C	Caltrans	I-805 HOV/Managed Lanes - South	\$227,369	\$227,603	\$234	0%	↑ TransNet - MC; ↓ Local Funds
CAL78D	Caltrans	I-805 South Soundwalls - Unit 1	\$87,461	\$87,461	\$0	0%	↔ TransNet - MC between fiscal years
CAL105	Caltrans	Grouped Projects for Highway Safety Improvement - HSIP Program	\$21,137	\$23,530	\$2,392	11%	↑ HSIP; ↑ Local Funds
CAL107	Caltrans	I-15 Operational Improvements	\$31,195	\$27,395	-\$3,800	-12%	Completed project; Combined Vesta Street portion with CAL615
CAL277	Caltrans	I-15/SR 78 ML Connectors	\$32,937	\$32,937	\$0	0%	↔ TransNet - MC and SB1 - LPP Formula between fiscal years; ↓ CMAQ; ↑ RSTP
CAL277A	Caltrans	I-5 HOV/SR 78 Connector	\$16,118	\$16,118	\$0	0%	↔ TransNet - MC between fiscal years
CAL278	Caltrans	SR78 HOV/Managed Lanes	\$40,672	\$40,683	\$11	0%	↑ TransNet - MC; ↔ CMAQ between fiscal years

LEGEND:

↑ Increase

↓ Reduce

↔ Revise

+ Add new

Table 1 - Summary of Changes Report (\$000)
2023 RTIP Amendment No. 5

Project ID	Lead Agency	Project Title	Total Programmed Before	Total Programmed Revised	Cost Difference	Percent Change	Change Description
CAL536	Caltrans	SR-52 Operational Improvements	\$12,000	\$12,070	\$70	1%	↑ Local Funds; ↔ SB1 - LPP Formula between fiscal years
CAL538	Caltrans	SR 67 Improvements	\$16,000	\$16,000	\$0	0%	↔ TransNet - MC and ↔ RSTP between fiscal years
CAL571	Caltrans	I-805 Transit Priority Lanes (SR 94 to SR 52)	\$30,000	\$30,000	\$0	0%	↔ TransNet - MC between fiscal years; ↔ Revised fund source
CAL572	Caltrans	I-15 Transit Priority Lanes.	\$12,000	\$12,000	\$0	0%	↑ RSTP; ↓ SB1 - LPP Formula
CAL615	Caltrans	Harbor Drive 2.0	\$5,000	\$27,300	\$22,300	446%	+ SB1 - TCEP (Cycle 3); + CBI; ↔ funding between fiscal years, Revised project description to include Vesta Street (from CAL107)
CHV06	Chula Vista, City of	Pavement Rehabilitation Program	\$29,406	\$30,046	\$640	2%	↑ TransNet - LSI
CHV22	Chula Vista, City of	Advance Planning Studies	\$3,084	\$3,144	\$60	2%	↑ TransNet - LSI
CHV33	Chula Vista, City of	School Zone Traffic Calming Program	\$2,606	\$2,966	\$360	14%	↑ TransNet - LSI
CHV34	Chula Vista, City of	Neighborhood Traffic and Pedestrian Safety Program	\$6,334	\$6,534	\$200	3%	↑ TransNet - LSI
CHV35	Chula Vista, City of	Traffic Signing, Studies and Signal Upgrade	\$5,968	\$5,988	\$20	0%	↑ TransNet - LSI
CHV39	Chula Vista, City of	Traffic Signal System Optimization	\$5,079	\$5,094	\$15	0%	↑ TransNet - LSI
CHV45	Chula Vista, City of	Traffic Monitoring Program	\$2,782	\$2,902	\$120	4%	↑ TransNet - LSI
CHV48	Chula Vista, City of	Pavement Major Rehabilitation	\$73,437	\$81,592	\$8,155	11%	↑ TransNet - LSI

LEGEND:

↑ Increase

↓ Reduce

↔ Revise

+ Add new

Table 1 - Summary of Changes Report (\$000)
2023 RTIP Amendment No. 5

Project ID	Lead Agency	Project Title	Total Programmed Before	Total Programmed Revised	Cost Difference	Percent Change	Change Description
CHV50	Chula Vista, City of	Storm Drain and Bridge Culvert Repair	\$10,926	\$10,926	\$0	0%	↔ TransNet - LSI between fiscal years
CHV58	Chula Vista, City of	New Sidewalk Improvements	\$2,641	\$2,847	\$206	8%	↑ TransNet - LSI
CHV60	Chula Vista, City of	Traffic Signal Upgrades	\$4,082	\$4,082	\$0	0%	↔ TransNet - LSI between fiscal years
CHV69	Chula Vista, City of	Heritage Road Bridge	\$30,330	\$48,342	\$18,012	59%	↑ HBP ; ↑ Local Funds; per HBP listing dated 3/22/2023
CHV70	Chula Vista, City of	Bikeway Design and Construction	\$8,095	\$8,895	\$800	10%	↑ TransNet - LSI; + Local Funds
CHV75	Chula Vista, City of	ADA Curb Ramps	\$3,325	\$3,686	\$361	11%	↑ TransNet - LSI
CHV79	Chula Vista, City of	Raised Median Improvements	\$2,809	\$2,864	\$55	2%	↑ TransNet - LSI
CHV83	Chula Vista, City of	Local Street Utility Undergrounding Districts	\$490	\$290	-\$200	-41%	↓ TransNet - LSI
CHV88	Chula Vista, City of	F Street Promenade	\$100	\$125	\$25	25%	↑ TransNet - LSI
CHV90	Chula Vista, City of	North Second Avenue Shoulder Improvements	\$115	\$355	\$240	209%	↑ TransNet - LSI
CNTY102	San Diego County	Riverford Road Intersection at SR 67	\$0	\$22,150	\$22,150	N/A	New project
DM02	Del Mar, City of	Local Match to Bridge Retrofit Projects	\$1,053	\$374	-\$679	-64%	↓ TransNet - LSI; ↓ TransNet - LSI Carry Over
EL03	El Cajon, City of	Overlay/Reconstruction Projects	\$46,183	\$52,183	\$6,000	13%	↑ TransNet - LSI Carry Over

LEGEND:

↑ Increase

↓ Reduce

↔ Revise

+ Add new

Table 1 - Summary of Changes Report (\$000)
2023 RTIP Amendment No. 5

Project ID	Lead Agency	Project Title	Total Programmed Before	Total Programmed Revised	Cost Difference	Percent Change	Change Description
EL11	El Cajon, City of	Sidewalk, Curb and Gutter, and Pedestrian Ramp Repairs	\$6,381	\$6,931	\$550	9%	↑ TransNet - LSI Carry Over
EL21	El Cajon, City of	Street Resurfacing with Slurry Seals	\$11,394	\$12,394	\$1,000	9%	↑ TransNet - LSI Carry Over
ENC51	Encinitas, City of	Leucadia At-Grade Crossings	\$0	\$375	\$375	N/A	New project
ENC52	Encinitas, City of	Citywide Rail Corridor Quiet Zone	\$0	\$1,000	\$1,000	N/A	New project
ENC53	Encinitas, City of	La Costa Avenue Pedestrian Path	\$0	\$311	\$311	N/A	New project
ENC54	Encinitas, City of	Storm Drain Improvements and Repair	\$0	\$3,250	\$3,250	N/A	New project
ENC55	Encinitas, City of	N Coast Highway 101 Drainage Improvements	\$0	\$4,356	\$4,356	N/A	New CPF project
ENC56	Encinitas, City of	ADA Improvements	\$0	\$350	\$350	N/A	New project
ESC08	Escondido, City of	Felicita Ave/Juniper Street	\$6,436	\$4,722	-\$1,714	-27%	↓ TransNet - LSI
ESC37	Escondido, City of	Pavement Maintenance	\$26,680	\$27,985	\$1,305	5%	↑ TransNet - LSI
ESC38	Escondido, City of	Pavement Rehabilitation/Reconstruction	\$8,987	\$4,794	-\$4,194	-47%	↓ TransNet - LSI
ESC39	Escondido, City of	Traffic Signals	\$5,157	\$8,527	\$3,370	65%	↑ TransNet - LSI
ESC50	Escondido, City of	Lincoln Parkway Median Improvements	\$6,761	\$8,340	\$1,579	23%	↑ Local Funds; ↓ TransNet - LSI

LEGEND:

↑ Increase

↓ Reduce

↔ Revise

+ Add new

**Table 1 - Summary of Changes Report (\$000)
2023 RTIP Amendment No. 5**

LEGEND:
 ↑ Increase
 ↓ Reduce
 ↔ Revise
 + Add new

Project ID	Lead Agency	Project Title	Total Programmed Before	Total Programmed Revised	Cost Difference	Percent Change	Change Description
ESC51	Escondido, City of	Comprehensive Active Transportation Strategy	\$2,350	\$3,000	\$650	28%	↑ TransNet - LSI
ESC52	Escondido, City of	Bear Valley Parkway at Sunset	\$3,682	\$3,575	-\$107	-3%	↓ Local Funds
ESC55	Escondido, City of	Midway and E. Valley Drainage Improvements	\$8,847	\$3,003	-\$5,844	-66%	↓ TransNet - LSI; ↓ Local Funds
ESC56	Escondido, City of	Escondido Creek Trail Project	\$2,628	\$3,268	\$640	24%	↑ TransNet - LSI
ESC57	Escondido, City of	South Escondido Access Improvement Project	\$0	\$1,925	\$1,925	N/A	New CPF project
ESC58	Escondido, City of	Escondido Creek Drainage Capacity Upgrades	\$0	\$7,680	\$7,680	N/A	New project
IB02	Imperial Beach, City of	Street Maintenance Operations	\$6,299	\$6,133	-\$166	-3%	↓ TransNet - LSI
IB12	Imperial Beach, City of	Major Street Improvements	\$9,617	\$9,229	-\$388	-4%	↓ TransNet - LSI
LAM17	La Mesa, City of	Street Construction (CR)	\$4,660	\$4,657	-\$3	-1%	↓ TransNet - LSI
LAM40	La Mesa, City of	Street Reconstruction (CR)	\$2,931	\$2,934	\$3	1%	↑ TransNet - LSI Carry Over
MTS31	San Diego Metropolitan Transit System	Bus & Rail Electrification and Power	\$80,123	\$80,123	\$0	0%	↑ FTA 5337; ↓ TDA
MTS35	San Diego Metropolitan Transit System	Fixed Guideway Transitways/Lines	\$142,801	\$131,301	-\$11,500	-8%	↓ FTA 5337; ↓ STA; ↑ TDA
MTS45	San Diego Metropolitan Transit System	MTS Orange Line Corridor Improvement Study	\$750	\$750	\$0	0%	↔ Revised fund source

**Table 1 - Summary of Changes Report (\$000)
2023 RTIP Amendment No. 5**

LEGEND:
 ↑ Increase
 ↓ Reduce
 ↔ Revise
 + Add new

Project ID	Lead Agency	Project Title	Total Programmed Before	Total Programmed Revised	Cost Difference	Percent Change	Change Description
NCTD02	North County Transit District	Preventive Maintenance	\$237,247	\$227,786	-\$9,461	-4%	↓ FTA 5307; ↓ FTA 5337; ↓ TDA
NCTD05	North County Transit District	Bus Revenue Vehicle Purchases & Related Equipment	\$123,220	\$122,864	-\$356	-1%	↓ TDA
NCTD06	North County Transit District	Bus/Rail Support Equipment & Facilities	\$95,432	\$97,037	\$1,605	2%	↑ FTA 5307; ↓ FTA 5337; ↓ FTA 5339; ↑ STA
NCTD18	North County Transit District	Rail-Right-of-Way State of Good Repair & Improvements	\$24,241	\$30,641	\$6,400	26%	↓ FTA 5337; ↑ STA; + CPF - Transit Infra
NCTD20	North County Transit District	Rail Vehicles & Related Equipment	\$30,101	\$37,181	\$7,080	24%	↑ FTA 5337; ↑ STA
NCTD34	North County Transit District	Transit Service Operating Support	\$518,356	\$518,712	\$356	1%	↓ STA; ↑ TDA
SAN11A	San Diego Association of Governments	Regional Rideshare Program	\$35,000	\$46,253	\$11,253	32%	↑ CMAQ; + Local Funds
SAN13	San Diego Association of Governments	Joint Transit Operations Center	\$2,086	\$2,085	-\$1	-1%	Reconciled prior TransNet - Highways to match payments; ↔ Local Funds - Toll Funds between fiscal years
SAN26C	San Diego Association of Governments	SR 15 Bus Rapid Transit (BRT) Mid-City Centerline Stations	\$62,615	\$62,615	\$0	0%	↔ TransNet - MC between fiscal years
SAN27	San Diego Association of Governments	San Ysidro Intermodal Freight Facility/South Line Rail	\$87,195	\$87,866	\$671	1%	↑ TransNet - Border
SAN29	San Diego Association of Governments	Sorrento to Miramar Double Track/Realign	\$74,367	\$74,913	\$546	1%	↑ TransNet - MC
SAN36	San Diego Association of Governments	Bus/Rail Signal & Communications Equipment	\$28,133	\$29,167	\$1,034	4%	↑ TDA
SAN40	San Diego Association of Governments	Metropolitan Planning	\$83,667	\$85,197	\$1,530	2%	↑ FTA 5307

**Table 1 - Summary of Changes Report (\$000)
2023 RTIP Amendment No. 5**

LEGEND:
 ↑ Increase
 ↓ Reduce
 ↔ Revise
 + Add new

Project ID	Lead Agency	Project Title	Total Programmed Before	Total Programmed Revised	Cost Difference	Percent Change	Change Description
SAN47	San Diego Association of Governments	South Bay BRT	\$126,191	\$127,390	\$1,199	1%	↑ TransNet - MC
SAN54	San Diego Association of Governments	ITS Operating	\$5,730	\$6,003	\$273	5%	+ TransNet - LSI; ↑ TransNet - MC
SAN64	San Diego Association of Governments	Eastbrook to Shell Double Track	\$10,326	\$37,451	\$27,125	263%	↑ TransNet - MC; ↑ FRA; ↓ SB1 - LPP Formula
SAN66	San Diego Association of Governments	Grouped Projects for Rehabilitation or Reconstruction of Track Structures, Track, and Trackbed in Existing Rights-of-Way: Blue Line Corridor	\$30,288	\$30,288	\$0	0%	↔ TransNet - MC between fiscal years
SAN73A	San Diego Association of Governments	Chesterfield Drive Crossing Improvements	\$7,116	\$7,115	-\$1	-1%	↓ TransNet - MC
SAN78	San Diego Association of Governments	Mid-City Rapid Bus	\$44,527	\$44,527	\$0	0%	↔ TransNet - MC between fiscal years
SAN114	San Diego Association of Governments	Grouped Projects for Rehabilitation or Reconstruction of Track Structures, Track, and Trackbed in Existing Rights-of-Way: Coastal Rail Corridor	\$243,418	\$338,288	\$94,870	39%	↑ TransNet - MC; ↑ CMAQ; ↑ FRA; ↓ SB1 - LPP Formula; ↓ Local Funds; + SB1 - TIRCP; + State Coastal Conservancy CON grant award
SAN115	San Diego Association of Governments	San Onofre to Pulgas Double Track	\$73,233	\$73,233	\$0	0%	↔ Revised fund source
SAN129	San Diego Association of Governments	Downtown Multiuse and Bus Stopover Facility	\$45,975	\$45,975	\$0	0%	↔ TransNet - MC and RSTP between fiscal years
SAN132	San Diego Association of Governments	Elvira to Morena Double Track	\$188,811	\$198,412	\$9,601	5%	↑ TransNet - MC; ↑ FRA; ↑ Local Funds
SAN146	San Diego Association of Governments	I-805 Imperial BRT Station	\$1,404	\$1,673	\$269	19%	↑ TransNet - MC
SAN147	San Diego Association of Governments	Grouped Projects for Bicycle and Pedestrian Facilities - Bayshore Bikeway	\$66,081	\$75,005	\$8,925	14%	↓ TransNet - BPNS; ↑ CPF; + CRP
SAN148	San Diego Association of Governments	Grouped Projects for Bicycle and Pedestrian Facilities - Coastal Rail Trail	\$37,480	\$37,643	\$163	1%	↑ TransNet - BPNS

**Table 1 - Summary of Changes Report (\$000)
2023 RTIP Amendment No. 5**

LEGEND:
 ↑ Increase
 ↓ Reduce
 ↔ Revise
 + Add new

Project ID	Lead Agency	Project Title	Total Programmed Before	Total Programmed Revised	Cost Difference	Percent Change	Change Description
SAN153	San Diego Association of Governments	The Inland Rail Trail	\$87,135	\$88,099	\$964	1%	↑ TransNet - BPNS; + CRP
SAN163	San Diego Association of Governments	Los Penasquitos Lagoon Bridge Replacement	\$48,093	\$48,072	-\$21	-1%	↓ TransNet - MC; ↓ TDA
SAN164	San Diego Association of Governments	N. Green Beach Bridge	\$933	\$964	\$31	3%	↑ TransNet - MC
SAN196	San Diego Association of Governments	Grouped Projects for Bicycle and Pedestrian Facilities - San Diego River Trail	\$1,700	\$1,600	-\$100	-6%	↓ TransNet - BPNS
SAN199	San Diego Association of Governments	Rose Canyon Bridge Replacements	\$220	\$220	\$0	0%	↑ Local Funds; ↓ TDA; ↔ TransNet - MC and TDA between fiscal years
SAN224	San Diego Association of Governments	I-805/SR 94 Bus on Shoulder Demonstration Project	\$30,900	\$30,900	\$0	0%	↔ TransNet - MC between fiscal years
SAN227	San Diego Association of Governments	Grouped Projects for Bicycle and Pedestrian Facilities - North Park/Mid-City Bikeways	\$60,333	\$72,874	\$12,541	21%	↑ TransNet - BPNS; ↑ ATP-R; ↑ SB1 - TIRCP; + CRP; ↔ RSTP between fiscal years
SAN228	San Diego Association of Governments	Grouped Projects for Bicycle and Pedestrian Facilities - Uptown Bikeways	\$53,345	\$64,699	\$11,354	21%	↑ TransNet - BPNS; ↓ TransNet - MC; ↑ Local Funds
SAN258	San Diego Association of Governments	Central Mobility Hub	\$42,938	\$42,921	-\$17	-1%	↓ Local Funds; ↔ Revised funding between fiscal years
SAN260	North County Transit District	COASTER Train Sets	\$58,800	\$58,800	\$0	0%	↔ TransNet - MC and TDA between fiscal years
SAN261	San Diego Association of Governments	Palomar Street Rail Grade Separation	\$7,000	\$7,000	\$0	0%	↔ Revised TransNet - MC between fiscal years
SAN262	San Diego Metropolitan Transit System	Low-Floor Light Rail Transit Vehicles	\$72,260	\$72,260	\$0	0%	↔ TransNet - MC and RSTP between fiscal years
SAN264	San Diego Association of Governments	Regional Electric Vehicle Charging Incentive Program	\$8,000	\$14,800	\$6,800	85%	↑ TransNet - MC; + Local Funds; ↔ CMAQ between fiscal years

**Table 1 - Summary of Changes Report (\$000)
2023 RTIP Amendment No. 5**

LEGEND:
 ↑ Increase
 ↓ Reduce
 ↔ Revise
 + Add new

Project ID	Lead Agency	Project Title	Total Programmed Before	Total Programmed Revised	Cost Difference	Percent Change	Change Description
SAN268	San Diego Association of Governments	Del Mar Bluffs V	\$77,999	\$77,999	\$0	0%	↔ Revised fund source
SAN275	San Diego Association of Governments	Pacific Coast Highway/Central Mobility Bikeway	\$3,496	\$7,314	\$3,818	109%	+ ATP-R; ↔ RSTP between fiscal years
SAN285	San Diego Association of Governments	Blue Line and San Ysidro Mobility Hub	\$5,155	\$5,021	-\$134	-3%	↓ RSTP; ↑ Local Funds
SAN287	San Diego Association of Governments	TDM Transit Equity Pilot	\$9,500	\$0	-\$9,500	-100%	Completing project; Funding moved to SAN11A
SAN289	San Diego Association of Governments	San Dieguito to Sorrento Valley Double-Track	\$0	\$155,218	\$155,218	N/A	New project; + \$152m of TIRCP Cap & Trade
SAN291	San Diego Association of Governments	Clean Transit Advancement Campus - CTAC Planning	\$1,000	\$0	-\$1,000	-100%	Deleting project: \$1m CPF funding, is programmed on MTS30
SAN294	San Diego Association of Governments	FACT Full Access and Coordinated Transportation - One-call One-click Transportation Access	\$0	\$240	\$240	N/A	New FACT ICAM-funded project
SAN298	San Diego Association of Governments	Elfin Forest Recreational Reserve Visitor Access I	\$0	\$965	\$965	N/A	New Rec Trails project
SAN299	San Diego Association of Governments	SR 76 Roadway Straightening	\$0	\$2,000	\$2,000	N/A	New project per FY24 OWP
SAN300	San Diego Association of Governments	I-8/Willows Road Interchange Improvements	\$0	\$3,000	\$3,000	N/A	New project per FY24 OWP
SAN301	San Diego Association of Governments	Central Mobility Hub and Connections	\$0	\$1,000	\$1,000	N/A	New project per FY24 OWP
SAN302	San Diego Association of Governments	Smart Corridors	\$0	\$600	\$600	N/A	New project per FY24 OWP
SAN303	San Diego Association of Governments	Active Transportation Planning and Programs	\$0	\$1,067	\$1,067	N/A	New project per FY24 OWP

Table 1 - Summary of Changes Report (\$000)
2023 RTIP Amendment No. 5

Project ID	Lead Agency	Project Title	Total Programmed Before	Total Programmed Revised	Cost Difference	Percent Change	Change Description
SAN304	San Diego Association of Governments	FACT - Vehicle Purchase	\$0	\$779	\$779	N/A	New FACT FTA 5339-funded project
SB22	Solana Beach, City of	Lomas Santa Fe Drive Roadway and Corridor Improvements	\$0	\$8,400	\$8,400	N/A	New CPF project
SM22	San Marcos, City of	South Santa Fe from Bosstick to Smilax #88179	\$7,199	\$7,424	\$225	3%	↑ Local Funds; ↔ TransNet - LSI Carry Over between fiscal years
SM31	San Marcos, City of	San Marcos Creek Specific Plan - Discovery St. Widening and Flood Control Improvements #88265	\$12,347	\$13,529	\$1,182	10%	↑ Local Funds
SM32	San Marcos, City of	Via Vera Cruz Bridge and Street Improvements #88264	\$40,214	\$41,467	\$1,253	3%	↑ Local Funds
SM48	San Marcos, City of	San Marcos Creek Specific Plan: Creekside Drive and Pad Grading #88505	\$14,613	\$10,492	-\$4,121	-28%	↓ Local Funds
SM56	San Marcos, City of	Bent Ave. Bridge and Improvements #88263	\$9,554	\$12,823	\$3,269	34%	↑ Local Funds
SM62	San Marcos, City of	Annual Surface Seal Project #ST001	\$350	\$680	\$330	94%	↑ Local Funds
SM64	San Marcos, City of	San Marcos Blvd. Reconstruction #ST005	\$11,600	\$11,601	\$1	1%	↑ TransNet - LSI; ↓ TransNet - LSI Carry Over; ↑ Local Funds
SM67	San Marcos, City of	San Marcos Blvd. at Discovery Street Intersection Improvements #86002	\$3,425	\$3,525	\$100	3%	↑ Local Funds; ↔ TransNet - LSI Carry Over between fiscal years
SM68	San Marcos, City of	Traffic Management System Enhancement #88532	\$2,626	\$2,746	\$120	5%	↑ Local Funds; ↔ TransNet - LSI Carry Over between fiscal years
SM72	San Marcos, City of	Annual Surface Seal Project FY24-FY27 #ST011	\$10,000	\$10,000	\$0	0%	↓ TransNet - LSI; ↑ TransNet - LSI Carry Over
SM74	San Marcos, City of	Olive Street Bridge #ST012	\$2,500	\$2,500	\$0	0%	↓ TransNet - LSI; ↑ TransNet - LSI Carry Over

LEGEND:

↑ Increase

↓ Reduce

↔ Revise

+ Add new

**Table 1 - Summary of Changes Report (\$000)
2023 RTIP Amendment No. 5**

LEGEND:
 ↑ Increase
 ↓ Reduce
 ↔ Revise
 + Add new

Project ID	Lead Agency	Project Title	Total Programmed Before	Total Programmed Revised	Cost Difference	Percent Change	Change Description
V07	Various Agencies	Biological Mitigation Program	\$458,000	\$462,000	\$4,000	1%	↑ Local Funds
V08	Various Agencies	Regional Habitat Conservation Fund	\$77,961	\$77,961	\$0	0%	↑ TransNet - LEMP; ↓ TransNet - REMP
V10	Various Agencies	Grouped Projects for TransNet Smart Growth Incentive Program	\$40,036	\$39,285	-\$751	-2%	↑ TransNet - LSI; ↓ TransNet - SGIP; ↓ Local Funds
V11	Various Agencies	State Route 11	\$997,969	\$1,052,770	\$54,801	5%	↑ TransNet - Border; ↑ TransNet - MC; ↑ Other Fed - TIFIA; ↑ SB1 - TCEP; ↓ Local Funds
V12	Various Agencies	Grouped Projects for Bicycle and Pedestrian Facilities.	\$42,199	\$46,902	\$4,703	11%	↓ TransNet - BPNS; ↑ ATP-R; ↑ Local Funds; + TDA - Bicycles
V14	Various Agencies	Grouped Projects for Bicycle and pedestrian facilities - Active Transportation Program (ATP)	\$86,324	\$108,709	\$22,385	26%	↑ TransNet - BPNS; ↓ TransNet - LSI; ↑ ATP - R; ↑ ATP - S; ↑ Local Funds
V17	Various Agencies	Grouped Projects for Bicycle and pedestrian facilities funded with TransNet Active Transportation Grant Program (ATGP)	\$4,778	\$4,616	-\$162	-3%	↓ Local Funds; ↓ TDA
V18	Various Agencies	I-5/Voigt Drive Improvements	\$42,811	\$43,380	\$569	1%	↑ TransNet - MC
V20	Various Agencies	Grouped Projects for Engineering - Complete Corridor Studies	\$43,267	\$34,249	-\$9,018	-21%	↑ TransNet - MC; ↓ RSTP; Deleted SAN288

Abbreviation

- ATP-R
- ATP-S
- BIP/CBI
- Coastal Conservancy
- CRP
- Fed Disc. - CPF - Transit Infra
- Fed Disc. - CPF - Highway Infra
- FRA PRIAA
- FTA 5307
- FTA 5337
- FTA 5339

Fund Type

- Active Transportation Program - Regional
- Active Transportation Program - Statewide
- Border Infrastructure Program/Corridors and Borders Infrastructure Program
- California State Coastal Conservancy Grant Program
- Carbon Reduction Program
- Community Planning Earmark Funds
- Community Planning Earmark Funds
- Federal Railroad Administration - Passenger Rail Investment and Improvement Act
- Federal Transit Administration Urbanized Area Formula Program
- Federal Transit Administration State of Good Repair Grant Program
- Federal Transit Administration Bus and Bus Facilities Grant Program

**Table 1 - Summary of Changes Report (\$000)
2023 RTIP Amendment No. 5**

LEGEND:
 ↑ Increase
 ↓ Reduce
 ↔ Revise
 + Add new

Project ID	Lead Agency	Project Title	Total Programmed Before	Total Programmed Revised	Cost Difference	Percent Change	Change Description
HBP		Highway Bridge Program under SAFETEA-LU					
HSIP		Highway Safety Improvement Program					
ICAM		Innovative Coordinated Access and Mobility Grants					
NHPP		National Highway Performance Program					
Local Funds		Funds available from other sources such as developer fees, fare revenue or general fund					
RTP		Recreational Trails Program					
RSTP		Regional Surface Transportation Block Grant					
TDA - Bike		Transportation Development Act for Bicycles					
SB1 - LPP		Senate Bill 1 - Local Partnership Program					
SB1 - TCEP		Senate Bill 1 - Trade Corridor Enhancement Program					
SB1 - TIRCP		Senate Bill 1 - Tranist and Intercity Rail Capital Program					
STA		State Transit Assistance					
TDA		Transportation Development Act					
TIFIA		Transportation Infrastructure Finance and Innovation Act					
Toll Credits		Local funds that can be used to match federal funds					
<i>TransNet - Border</i>		Prop A Extension - Border					
<i>TransNet - BPNS</i>		Prop A Extension - Bicycle, Pedestrian and Neighborhood Safety Program					
<i>TransNet - LEMP</i>		Prop A Extension - Local Environmental Mitigation Program					
<i>TransNet - LSI</i>		Prop A Extension - Local System Improvements					
<i>TransNet - MC</i>		Prop A Extension - Major Corridors					
<i>TransNet - REMP</i>		Prop A Extension - Regional Environmental Mitigation Program					
<i>TransNet - SGIP</i>		Prop A Extension - Smart Growth Incentive Program					



Project Detail Tables

Amendment No. 5

Draft

Table 2
2023 Regional Transportation Improvement Program
Amendment No. 5
San Diego Region (in \$000s)

Caltrans

MPO ID: CAL09D		RTIP #:23-05									
Project Title:	Interstate 5 and 805 - Convert HOV lanes to Express lanes.								RTP REF: CC046		
Project Description:	Interstate 5, Interstate 805 - Construct infrastructure to convert HOV lanes to Express lanes on I-805 from SR-52 to the I-5/I805 merge and on I-5/I805 merge to SR-78.								SANDAG ID: 1200514, 1200515, 1280517		
Change Reason:	Revise Fund Source										
RT:5	Capacity Status:NCI	Exempt Category:Safety - Non signalization traffic control and operating									
Est Total Cost: \$170,150											
	TOTAL	PRIOR	22/23	23/24	24/25	25/26	26/27	FUTURE	PE	RW	CON
TransNet - MC	\$6,250		\$800			\$1,425	\$1,100	\$2,925	\$2,250		\$4,000
TransNet - MC AC	\$0		\$3,250	\$(3,000)	\$(250)						
CMAQ	\$17,590					\$17,590					\$17,590
RSTP	\$47,060					\$12,425	\$34,635				\$47,060
STIP-RIP AC	\$99,250			\$18,350			\$80,900		\$17,100	\$1,250	\$80,900
TOTAL	\$170,150		\$4,050	\$15,350	\$(250)	\$31,440	\$116,635	\$2,925	\$19,350	\$1,250	\$149,550
PROJECT LAST AMENDED 23-00											
	TOTAL	PRIOR	22/23	23/24	24/25	25/26	26/27	FUTURE	PE	RW	CON
TransNet - MC	\$6,250		\$800			\$1,425	\$1,100	\$2,925	\$2,250		\$4,000
TransNet - MC AC	\$0		\$3,250	\$(3,000)	\$(250)						
CMAQ	\$5,500					\$5,500					\$5,500
RSTP	\$59,150					\$15,000	\$44,150				\$59,150
STIP-RIP AC	\$99,250			\$18,350			\$80,900		\$17,100	\$1,250	\$80,900
TOTAL	\$170,150		\$4,050	\$15,350	\$(250)	\$21,925	\$126,150	\$2,925	\$19,350	\$1,250	\$149,550

**2023 Regional Transportation Improvement Program
Amendment No. 5
San Diego Region (in \$000s)**

Caltrans

MPO ID: CAL18B			RTIP #:23-05								
Project Title:	I-15 Managed Lanes- South Segment and Mira Mesa Transit Center								EA NO: 081501		
Project Description:	In San Diego on I-15 from just south of SR 52 to SR 56 and on SR 163 from SR 52 to I-15. - construct managed lanes, south segment including Direct Access Ramps and BRT Station: construct auxiliary lane along northbound I-15 from Pomerado Rd. overcrossing to Carroll Canyon Rd. overcrossing, construct transit center at Miramar College near Hillery Dr.								PPNO: 0672G RTP REF: A-9 (2007) SANDAG ID: 1201501, 1201506, 1201518, 1201520		
Change Reason:	Increase funding, Revise funding between fiscal years										
RT:15	Capacity Status:CI	Exempt Category:Non-Exempt									
Est Total Cost: \$395,529			Open to Traffic: Jun 2011								
	TOTAL	PRIOR	22/23	23/24	24/25	25/26	26/27	FUTURE	PE	RW	CON
TransNet - MC	\$80,393	\$78,482	\$789	\$863	\$259				\$36,205	\$13,674	\$30,514
CMAQ	\$11,744	\$11,744							\$11,744		
Prop 1B - CMIA	\$288,972	\$288,972									\$288,972
STIP-RIP NHS	\$8,853	\$8,853							\$8,853		
STIP-RIP State Cash	\$1,147	\$1,147							\$1,147		
Local Funds	\$4,420	\$4,420								\$692	\$3,728
TOTAL	\$395,529	\$393,618	\$789	\$863	\$259				\$57,949	\$14,366	\$323,214
PROJECT LAST AMENDED 23-00											
	TOTAL	PRIOR	22/23	23/24	24/25	25/26	26/27	FUTURE	PE	RW	CON
TransNet - MC	\$80,173	\$79,516	\$430	\$227					\$36,261	\$14,202	\$29,710
CMAQ	\$11,744	\$11,744							\$11,744		
Prop 1B - CMIA	\$288,972	\$288,972									\$288,972
STIP-RIP NHS	\$8,853	\$8,853							\$8,853		
STIP-RIP State Cash	\$1,147	\$1,147							\$1,147		
Local Funds	\$4,420	\$4,420								\$692	\$3,728
TOTAL	\$395,309	\$394,652	\$430	\$227					\$58,005	\$14,894	\$322,410

**2023 Regional Transportation Improvement Program
Amendment No. 5
San Diego Region (in \$000s)**

Caltrans

MPO ID: CAL26		RTIP #:23-05
Project Title:	State Route 52 Freeway (E&F)	EA NO: 010611
Project Description:	In San Diego, Santee and Lakeside, from SR 125 to Cuyamaca Street to SR 67 - construct 4 lane freeway. Toll Credits will be used to match federal funds for the CON phase	PPNO: 0260 RTP REF: T-5 SANDAG ID: 1205203 EARMARK NO: CA424/604, HPP 1134/2735
Change Reason:	Revise funding between fiscal years	
RT:52	Capacity Status:CI	Exempt Category:Non-Exempt

Est Total Cost: \$460,509		Open to Traffic: Mar 2011									
	TOTAL	PRIOR	22/23	23/24	24/25	25/26	26/27	FUTURE	PE	RW	CON
TransNet - H	\$44,945	\$44,945							\$671	\$44,274	
TransNet - MC	\$65,029	\$64,673	\$79	\$277					\$14,007	\$31,954	\$19,068
DEMO	\$2,234	\$2,234								\$2,234	
HPP	\$10,409	\$10,409									\$10,409
RSTP	\$54,738	\$53,238					\$1,500		\$110	\$24,426	\$30,202
TCSP	\$1,228	\$1,228								\$1,228	
STIP-IIP NHS	\$3,010	\$3,010							\$2,125	\$885	
STIP-IIP State Cash	\$5,355	\$5,355							\$4,732	\$623	
STIP-RIP NHS	\$26,558	\$26,558							\$5,848	\$20,710	
STIP-RIP Prior NHS	\$16,375	\$16,375								\$16,375	
STIP-RIP Prior State Cash	\$802	\$802								\$802	
STIP-RIP State Cash	\$177,501	\$177,501							\$10,825	\$19,274	\$147,402
TCRP	\$43,700	\$43,700								\$43,700	
Local Funds	\$233	\$233								\$233	
TOTAL	\$452,117	\$450,261	\$79	\$277			\$1,500		\$38,318	\$206,718	\$207,081

* State contributed \$8.392M in additional funds outside of the RTIP

PROJECT LAST AMENDED 23-00											
	TOTAL	PRIOR	22/23	23/24	24/25	25/26	26/27	FUTURE	PE	RW	CON
TransNet - H	\$44,945	\$44,945							\$671	\$44,274	
TransNet - MC	\$65,029	\$64,752	\$277						\$14,007	\$31,954	\$19,068
DEMO	\$2,234	\$2,234								\$2,234	
HPP	\$10,409	\$10,409									\$10,409
RSTP	\$54,738	\$53,238		\$1,500					\$95	\$24,421	\$30,222
TCSP	\$1,228	\$1,228								\$1,228	
STIP-IIP NHS	\$3,010	\$3,010							\$2,125	\$885	
STIP-IIP State Cash	\$5,355	\$5,355							\$4,732	\$623	
STIP-RIP NHS	\$26,558	\$26,558							\$5,848	\$20,710	
STIP-RIP Prior NHS	\$16,375	\$16,375								\$16,375	
STIP-RIP Prior State Cash	\$802	\$802								\$802	
STIP-RIP State Cash	\$177,501	\$177,501							\$10,825	\$19,274	\$147,402
TCRP	\$43,700	\$43,700								\$43,700	
Local Funds	\$233	\$233								\$233	
TOTAL	\$452,117	\$450,340	\$277	\$1,500					\$38,303	\$206,713	\$207,101

**2023 Regional Transportation Improvement Program
Amendment No. 5
San Diego Region (in \$000s)**

Caltrans

MPO ID: CAL67		RTIP #:23-05
Project Title:	State Route 94 Transit Priority Lanes (I-5 to I-805)	EA NO: 28710
Project Description:	In San Diego on SR 94 between I-805 and I-5 - Environmental and Feasibility studies for transit priority lanes and transit priority lanes direct connectors to I-805. Post Miles 1.4/4.4	PPNO: T0770
		RTP REF: A-5 (2019)
		SANDAG ID: 1280508, 1280518
Change Reason:	Revise funding between fiscal years	
RT:94	Capacity Status:NCI	Exempt Category:Other - Engineering studies

Est Total Cost: **\$22,100**

	TOTAL	PRIOR	22/23	23/24	24/25	25/26	26/27	FUTURE	PE	RW	CON
TransNet - MC	\$12,100	\$11,300	\$266	\$533	\$1				\$12,100		
TCRP	\$10,000	\$10,000							\$10,000		
TOTAL	\$22,100	\$21,300	\$266	\$533	\$1				\$22,100		

PROJECT LAST AMENDED 23-01

	TOTAL	PRIOR	22/23	23/24	24/25	25/26	26/27	FUTURE	PE	RW	CON
TransNet - MC	\$12,100	\$11,300	\$708	\$92					\$12,100		
TCRP	\$10,000	\$10,000							\$10,000		
TOTAL	\$22,100	\$21,300	\$708	\$92					\$22,100		

Draft

**2023 Regional Transportation Improvement Program
Amendment No. 5
San Diego Region (in \$000s)**

Caltrans

MPO ID: CAL68		RTIP #:23-05
Project Title:	SR 94/125 Interchange and Arterial Operational Improvements	EA NO: 14665
Project Description:	Interchange on SR 94 at SR 94 and SR125 Milepost begins at 1 ends at 2 - In San Diego County in and near La Mesa on Route 94 from Spring Street Undercrossing to Kenwood Drive Undercrossing and on Route 125 from Spring Street Undercrossing to 0.1 mile north of Murray Drive Undercrossing. Design and Right-Of-Way of southbound 125 to eastbound SR 94 direct connector.	PPNO: 0356 RTP REF: CC108; T-3 (2021) SANDAG ID: 1212501
Change Reason:	Revise funding between phases	
RT:94	Capacity Status:CI	Exempt Category:Non-Exempt

Est Total Cost: \$34,240		Open to Traffic: Feb 2025									
	TOTAL	PRIOR	22/23	23/24	24/25	25/26	26/27	FUTURE	PE	RW	CON
TransNet - MC	\$3,914	\$2,045	\$29	\$877	\$574	\$389			\$2,053	\$1,861	
RSTP	\$6,000	\$4,000	\$2,000						\$1,673	\$4,327	
SB1 - LPP Formula	\$4,000	\$4,000								\$4,000	
STIP-RIP AC	\$13,948	\$7,948	\$6,000						\$13,948		
State Cash	\$26	\$26								\$26	
TCRP	\$6,352	\$6,352							\$5,000	\$1,352	
TOTAL	\$34,240	\$24,371	\$8,029	\$877	\$574	\$389			\$22,674	\$11,566	

PROJECT LAST AMENDED 23-00											
	TOTAL	PRIOR	22/23	23/24	24/25	25/26	26/27	FUTURE	PE	RW	CON
TransNet - MC	\$3,914	\$3,413	\$434	\$67					\$2,053	\$1,861	
RSTP	\$6,000	\$4,000	\$2,000						\$1,673	\$4,327	
SB1 - LPP Formula	\$4,000	\$4,000								\$4,000	
STIP-RIP AC	\$13,948	\$7,948	\$6,000						\$13,948		
State Cash	\$26	\$26								\$26	
TCRP	\$6,352	\$6,352							\$5,000	\$1,352	
TOTAL	\$34,240	\$25,739	\$8,434	\$67					\$22,674	\$11,566	

**2023 Regional Transportation Improvement Program
Amendment No. 5
San Diego Region (in \$000s)**

Caltrans

MPO ID: CAL78B		RTIP #:23-05
Project Title:	I-805 HOV/Managed Lanes - North	EA NO: 08163, 2T200, 2T330
Project Description:	On I-805 from the I-805/SR 52 to Sorrento Valley on SR 52 at the I-805/SR 52 separation - preliminary engineering for construction of managed lanes; design and construct Phase 1 - one High Occupancy Vehicle (HOV) lane in the median in each direction including the south facing Direct Access Ramps at Carroll Canyon Rd. Phase 1 Post Miles 23.7-27.6	PPNO: 0732 RTP REF: A-51 (2019) SANDAG ID: 1280503, 1280511
Change Reason:	Reduce funding, Revise funding between fiscal years	
RT:805	Capacity Status:CI	Exempt Category:Non-Exempt

Est Total Cost: \$123,693		Open to Traffic: Sep 2016									
	TOTAL	PRIOR	22/23	23/24	24/25	25/26	26/27	FUTURE	PE	RW	CON
TransNet - MC	\$18,052	\$13,874	\$3,801	\$377					\$11,751	\$511	\$5,790
CMAQ	\$61,870	\$61,870							\$1,000		\$60,870
RSTP	\$1,775	\$1,775							\$1,775		
Prop 1B - CMIA	\$40,638	\$40,638									\$40,638
Prop 1B - SLPP	\$1,358	\$1,358									\$1,358
TOTAL	\$123,693	\$119,515	\$3,801	\$377					\$14,526	\$511	\$108,656

PROJECT LAST AMENDED 23-02											
	TOTAL	PRIOR	22/23	23/24	24/25	25/26	26/27	FUTURE	PE	RW	CON
TransNet - MC	\$18,796	\$17,275	\$465	\$295	\$761				\$11,877	\$515	\$6,404
CMAQ	\$61,870	\$61,870							\$1,000		\$60,870
RSTP	\$1,775	\$1,775							\$1,775		
Prop 1B - CMIA	\$40,638	\$40,638									\$40,638
Prop 1B - SLPP	\$1,358	\$1,358									\$1,358
TOTAL	\$124,437	\$122,916	\$465	\$295	\$761				\$14,652	\$515	\$109,270

**2023 Regional Transportation Improvement Program
Amendment No. 5
San Diego Region (in \$000s)**

Caltrans

MPO ID: CAL78C		RTIP #:23-05
Project Title:	I-805 HOV/Managed Lanes - South	EA NO: 08161
Project Description:	I-805 Freeway - environmental document for I-805 widening in San Diego, Chula Vista, and National City from Palomar Street to State Route 94; design and construct 2 High Occupancy Vehicle (HOV) lanes in the median of I-805 including a Direct Access Ramp (DAR) and a transit station at Palomar Street; design and construct one auxiliary lane on northbound I-805 from Grove Street to 16th Street in National City; design and construct one auxiliary lane on southbound I-805 from 20th Street to Plaza Boulevard in National City; design one HOV lane in each direction from Hilltop Drive to Landis Street and a direct HOV connector from I-805 to I-15	PPNO: 0730A-B RTP REF: A-5 (2019) SANDAG ID: 1280501, 1280514, 1280510
Change Reason:	Increase funding, Revise funding between phases	

RT:805 Capacity Status:CI Exempt Category:Non-Exempt

Est Total Cost: \$227,603	Open to Traffic: Phase 1: Feb 2016 Phase 2: Jan 2017										
	TOTAL	PRIOR	22/23	23/24	24/25	25/26	26/27	FUTURE	PE	RW	CON
TransNet - MC	\$159,551	\$150,776	\$8,743	\$31	\$1				\$56,546	\$8,565	\$94,440
TransNet - Transit	\$42	\$42							\$42		
IM	\$975	\$975							\$975		
RSTP	\$9,661	\$9,661							\$9,661		
Prop 1B - CMIA	\$56,763	\$56,763									\$56,763
SHOPP (AC)-Misc	\$82	\$82								\$82	
Local Funds	\$529	\$580	\$(51)						\$180		\$349
TOTAL	\$227,603	\$218,879	\$8,692	\$31	\$1				\$67,404	\$8,647	\$151,552

PROJECT LAST AMENDED 23-00											
	TOTAL	PRIOR	22/23	23/24	24/25	25/26	26/27	FUTURE	PE	RW	CON
TransNet - MC	\$159,266	\$158,730	\$536						\$56,546	\$8,565	\$94,155
TransNet - Transit	\$42	\$42							\$42		
IM	\$975	\$975							\$975		
RSTP	\$9,661	\$9,661							\$9,661		
Prop 1B - CMIA	\$56,763	\$56,763									\$56,763
SHOPP (AC)-Misc	\$82	\$82								\$82	
Local Funds	\$580	\$580							\$180		\$400
TOTAL	\$227,369	\$226,833	\$536						\$67,404	\$8,647	\$151,318

**2023 Regional Transportation Improvement Program
Amendment No. 5
San Diego Region (in \$000s)**

Caltrans

MPO ID: CAL78D		RTIP #:23-05
Project Title:	I-805 South Soundwalls - Unit 1	EA NO: 2T260, 43018, 2T343
Project Description:	Palomar to SR 54 - construct soundwalls (phase 1 and 2) and design Sweetwater River Bridge improvements.. Toll Credits will be used to match federal funds for the PE phase, ROW phase, and the CON phase	RTP REF: A-5 (2019) SANDAG ID: 1280515 EARMARK NO: CA643; CA604
Change Reason:	Revise funding between fiscal years	
RT:805	Capacity Status:NCI	Exempt Category:Other - Noise attenuation

Est Total Cost: **\$113,810**

	TOTAL	PRIOR	22/23	23/24	24/25	25/26	26/27	FUTURE	PE	RW	CON
TransNet - MC	\$14,388	\$5,535	\$2,283	\$3,332	\$1,413	\$1,641	\$97	\$87	\$6,111	\$549	\$7,728
TransNet - MC AC	\$0		\$28,000	\$(9,500)	\$(4,000)	\$(7,000)	\$(7,500)				
HPP Conversion	\$1,080		\$1,080								\$1,080
RSTP	\$43,993	\$31,993	\$12,000						\$14,961	\$2,402	\$26,630
RSTP - Conversion	\$28,000			\$9,500	\$4,000	\$7,000	\$7,500				\$28,000
TOTAL	\$87,461	\$37,528	\$43,363	\$3,332	\$1,413	\$1,641	\$97	\$87	\$21,072	\$2,951	\$63,438

* SHOPP funding for Sweetwater Bridge Construction is programmed on CAL484 - \$23.4M

PROJECT LAST AMENDED 23-01											
	TOTAL	PRIOR	22/23	23/24	24/25	25/26	26/27	FUTURE	PE	RW	CON
TransNet - MC	\$14,388	\$5,535	\$3,154	\$2,442	\$1,390	\$1,655	\$110	\$102	\$6,039	\$549	\$7,800
TransNet - MC AC	\$0		\$28,000	\$(9,500)	\$(14,500)	\$(3,200)	\$(800)				
HPP Conversion	\$1,080		\$1,080								\$1,080
RSTP	\$43,993	\$31,993	\$12,000						\$14,961	\$2,402	\$26,630
RSTP - Conversion	\$28,000			\$9,500	\$14,500	\$3,200	\$800				\$28,000
TOTAL	\$87,461	\$37,528	\$44,234	\$2,442	\$1,390	\$1,655	\$110	\$102	\$21,000	\$2,951	\$63,510

**2023 Regional Transportation Improvement Program
Amendment No. 5
San Diego Region (in \$000s)**

Caltrans

MPO ID: CAL105		RTIP #:23-05
Project Title:	Grouped Projects for Highway Safety Improvement - HSIP Program	
Project Description:	Projects are consistent with 40 CFR Parts 93.126 and 93.127 Exempt Tables 2 and 3 categories - railroad/highway crossing, safer non-federal-aid system roads, shoulder improvements, traffic control devices and operating assistance other than signalization projects, intersection signalization projects at individual intersections, pavement marking demonstration, truck climbing lanes outside the urbanized area, lighting improvements, emergency truck pullovers	
Change Reason:	Increase funding	
	Capacity Status:NCI	Exempt Category:Safety - Safety Improvement Program
Est Total Cost: \$23,530		

	TOTAL	PRIOR	22/23	23/24	24/25	25/26	26/27	FUTURE	PE	RW	CON
HSIP	\$21,868	\$2,475	\$5,471	\$2,757	\$3,381	\$7,783					\$21,868
Local Funds	\$1,662	\$94	\$252	\$212	\$331	\$772					\$1,662
TOTAL	\$23,530	\$2,569	\$5,723	\$2,969	\$3,712	\$8,555					\$23,530

PROJECT LAST AMENDED 23-02

	TOTAL	PRIOR	22/23	23/24	24/25	25/26	26/27	FUTURE	PE	RW	CON
HSIP	\$19,687	\$2,475	\$4,043	\$2,005	\$3,381	\$7,783					\$19,687
Local Funds	\$1,450	\$94	\$252		\$331	\$772					\$1,450
TOTAL	\$21,137	\$2,569	\$4,295	\$2,005	\$3,712	\$8,555					\$21,137

COMPLETED

MPO ID: CAL107		RTIP #:23-05
Project Title:	I-15 Operational Improvements	
Project Description:	Point location on I-15 at Main Street - In San Diego County, in San Diego from Main Street to Harbor Drive (Vesta Street overcrossing and Operational Improvements.)Toll Credits will be used to match federal funds for the PE phase.	EA NO: 43105 PPNO: 1417 RTP REF: GM09 EARMARK NO: CA380/618
Change Reason:	Complete project	
RT:15	Capacity Status:NCI	Exempt Category:Safety - Railroad/highway crossing
Est Total Cost: \$124,395		

	TOTAL	PRIOR	22/23	23/24	24/25	25/26	26/27	FUTURE	PE	RW	CON
HPP	\$800	\$800							\$800		
Local Funds	\$26,595	\$26,595							\$13,485	\$13,110	
TOTAL	\$27,395	\$27,395							\$14,285	\$13,110	

PROJECT LAST AMENDED 21-30

	TOTAL	PRIOR	22/23	23/24	24/25	25/26	26/27	FUTURE	PE	RW	CON
CBI	\$3,800	\$3,800							\$3,800		
HPP	\$800	\$800							\$800		
Local Funds	\$26,595	\$26,595							\$13,485	\$13,110	
TOTAL	\$31,195	\$31,195							\$18,085	\$13,110	

**2023 Regional Transportation Improvement Program
Amendment No. 5
San Diego Region (in \$000s)**

Caltrans

MPO ID: CAL277		RTIP #:23-05
Project Title:	I-15/SR 78 ML Connectors	EA NO: 2T240
Project Description:	SR-78 from Post Mile 15.49 to R16.6 and on I-15 from Post Mile R30.63 to R31.56 - preliminary engineering for northbound I-15 to westbound SR-78 and eastbound SR-78 to southbound I-15 HOV connectors and operational improvements....	RTP REF: CC073 (2021) SANDAG ID: 1207802
Change Reason:	Reduce funding, Revise funding between fiscal years	
RT:15	Capacity Status:CI	Exempt Category:Non-Exempt

Est Total Cost: \$340,000		Open to Traffic: Oct 2027									
	TOTAL	PRIOR	22/23	23/24	24/25	25/26	26/27	FUTURE	PE	RW	CON
TransNet - MC	\$4,907	\$1,000	\$158	\$324	\$598	\$1,175	\$1,632	\$20	\$4,907		
CMAQ	\$0										
RSTP	\$12,030				\$12,030				\$12,030		
SB1 - LPP Formula	\$4,000					\$4,000			\$4,000		
STIP-RIP AC	\$12,000	\$7,000	\$5,000						\$12,000		
TOTAL	\$32,937	\$8,000	\$5,158	\$324	\$12,628	\$5,175	\$1,632	\$20	\$32,937		

PROJECT LAST AMENDED 23-00											
	TOTAL	PRIOR	22/23	23/24	24/25	25/26	26/27	FUTURE	PE	RW	CON
TransNet - MC	\$4,907	\$1,010	\$660	\$1,034	\$697	\$1,506			\$4,907		
CMAQ	\$6,090		\$6,090						\$6,090		
RSTP	\$5,940				\$5,940				\$5,940		
SB1 - LPP Formula	\$4,000		\$4,000						\$4,000		
STIP-RIP AC	\$12,000	\$7,000	\$5,000						\$12,000		
TOTAL	\$32,937	\$8,010	\$15,750	\$1,034	\$6,637	\$1,506			\$32,937		

MPO ID: CAL277A		RTIP #:23-05
Project Title:	I-5 HOV/SR 78 Connector	RTP REF: CC064 (2021)
Project Description:	In Oceanside and Carlsbad, Intersection of SR 78 and I-5 Milepost begins at 0 ends at 2 - environmental studies and preliminary engineering for high-occupancy vehicle/managed lanes direct connectors at SR 78 to I-5	SANDAG ID: 1207803
Change Reason:	Reduce funding, Revise funding between fiscal years	
RT:78	Capacity Status:NCI	Exempt Category:Other - Engineering studies

Est Total Cost: \$16,118											
	TOTAL	PRIOR	22/23	23/24	24/25	25/26	26/27	FUTURE	PE	RW	CON
TransNet - MC	\$12,706	\$2,627	\$721	\$3,045	\$3,026	\$1,556	\$898	\$833	\$12,706		
RSTP	\$3,412			\$3,412					\$3,412		
TOTAL	\$16,118	\$2,627	\$721	\$6,457	\$3,026	\$1,556	\$898	\$833	\$16,118		

PROJECT LAST AMENDED 23-00											
	TOTAL	PRIOR	22/23	23/24	24/25	25/26	26/27	FUTURE	PE	RW	CON
TransNet - MC	\$12,706	\$2,627	\$2,463	\$3,124	\$2,086	\$2,406			\$12,706		
RSTP	\$3,412			\$3,412					\$3,412		
TOTAL	\$16,118	\$2,627	\$2,463	\$6,536	\$2,086	\$2,406			\$16,118		

**2023 Regional Transportation Improvement Program
Amendment No. 5
San Diego Region (in \$000s)**

Caltrans

MPO ID: CAL278			RTIP #:23-05		
Project Title:	SR78 HOV/Managed Lanes		EA NO: 2T241		
Project Description:	SR 78 from I-5 to I-15 Milepost begins at 0 ends at 16.54 (16.54 miles) - environmental studies and preliminary engineering for high-occupancy vehicle/managed lanes. Toll Credits will be used to match federal funds for the PE phase		RTP REF: CC036/CC037 (2021) SANDAG ID: 1207801, 1207804		
Change Reason:	Revise funding between fiscal years				
RT:78	Capacity Status:NCI	Exempt Category:Other - Engineering studies			

Est Total Cost: **\$40,683**

	TOTAL	PRIOR	22/23	23/24	24/25	25/26	26/27	FUTURE	PE	RW	CON
TransNet - MC	\$9,662	\$1,677	\$22	\$2,568	\$2,646	\$1,800	\$275	\$674	\$9,662		
CMAQ	\$22,021			\$6,000	\$5,000	\$11,021			\$22,021		
RSTP	\$4,000	\$4,000							\$4,000		
SB1 - LPP Formula	\$5,000			\$5,000					\$5,000		
TOTAL	\$40,683	\$5,677	\$22	\$13,568	\$7,646	\$12,821	\$275	\$674	\$40,683		

PROJECT LAST AMENDED 23-01

	TOTAL	PRIOR	22/23	23/24	24/25	25/26	26/27	FUTURE	PE	RW	CON
TransNet - MC	\$9,651	\$2,200	\$1,052	\$1,000	\$3,000	\$1,000	\$1,399		\$9,651		
CMAQ	\$22,021		\$4,000	\$6,000	\$5,000	\$7,021			\$22,021		
RSTP	\$4,000	\$4,000							\$4,000		
SB1 - LPP Formula	\$5,000			\$5,000					\$5,000		
TOTAL	\$40,672	\$6,200	\$5,052	\$12,000	\$8,000	\$8,021	\$1,399		\$40,672		

MPO ID: CAL536			RTIP #:23-05		
Project Title:	SR-52 Operational Improvements		EA NO: 43012		
Project Description:	SR 52 from I-805 to SR 125 Milepost begins at 7.4 ends at 14.9 (7.5 miles) - operational improvements including a truck climbing lane WB from Mast Boulevard to Santo Road and EB auxiliary lane from I-15 to Santo Road		PPNO: 1351 RTP REF: T-3 (2021) SANDAG ID: 1205204		
Change Reason:	Increase funding, Revise funding between fiscal years				
RT:52	Capacity Status:CI	Exempt Category:Non-Exempt			

Est Total Cost: **\$45,000** Open to Traffic: Sep 2024

	TOTAL	PRIOR	22/23	23/24	24/25	25/26	26/27	FUTURE	PE	RW	CON
TransNet - MC	\$3,000		\$55	\$70	\$103	\$2,772			\$3,000		
SB1 - LPP Formula	\$3,000					\$3,000			\$3,000		
Local Funds	\$6,070	\$3,084	\$2,986						\$6,070		
TOTAL	\$12,070	\$3,084	\$3,041	\$70	\$103	\$5,772			\$12,070		

PROJECT LAST AMENDED 23-00

	TOTAL	PRIOR	22/23	23/24	24/25	25/26	26/27	FUTURE	PE	RW	CON
TransNet - MC	\$3,000		\$80	\$1,541	\$1,205	\$174			\$3,000		
SB1 - LPP Formula	\$3,000	\$3,000							\$3,000		
Local Funds	\$6,000	\$3,084	\$2,916						\$6,000		
TOTAL	\$12,000	\$6,084	\$2,996	\$1,541	\$1,205	\$174			\$12,000		

**2023 Regional Transportation Improvement Program
Amendment No. 5
San Diego Region (in \$000s)**

Caltrans

MPO ID: CAL538		RTIP #:23-05
Project Title:	SR 67 Improvements	RTP REF: CC050 (2021) SANDAG ID: 1206701
Project Description:	SR 67 from Maplevue Street to Highland Valley/Dye Road Milepost begins at 5.4 ends at 21.4 (14.8 miles) - SR67 from Maplevue Street to Highland Valley/Dye Road Milepost begins at 5.4 ends at 21.4 (14.8 miles) - environmental studies and preliminary engineering for a four lane facility along SR 67. Toll Credits will be used to match federal funds for the PE phase	
Change Reason:	Revise funding between fiscal years	
RT:67	Capacity Status:NCI	Exempt Category:Other - Engineering studies

Est Total Cost: **\$35,000**

	TOTAL	PRIOR	22/23	23/24	24/25	25/26	26/27	FUTURE	PE	RW	CON
TransNet - MC	\$832	\$17	\$171	\$419	\$199	\$26			\$832		
RSTP	\$11,125	\$6,000	\$1,082	\$4,043					\$11,125		
SB1 - LPP Formula	\$4,043		\$4,043						\$4,043		
TOTAL	\$16,000	\$6,017	\$5,296	\$4,462	\$199	\$26			\$16,000		

PROJECT LAST AMENDED 23-00

	TOTAL	PRIOR	22/23	23/24	24/25	25/26	26/27	FUTURE	PE	RW	CON
TransNet - MC	\$832	\$200	\$400	\$232					\$832		
RSTP	\$11,125	\$6,000	\$5,125						\$11,125		
SB1 - LPP Formula	\$4,043		\$4,043						\$4,043		
TOTAL	\$16,000	\$6,200	\$9,568	\$232					\$16,000		

MPO ID: CAL571		RTIP #:23-05
Project Title:	I-805 Transit Priority Lanes (SR 94 to SR 52)	EA NO: 2T371 RTP REF: CC019/CC020/CC021 (2021) SANDAG ID: 1280519
Project Description:	On I-805 from SR-94 to SR-52. - Add two transit priority lanes between SR-94 and SR-52 and restripe viaduct. Post Mile-Begin 13.3, End 24.0.	
Change Reason:	Revise Fund Source, Revise funding between fiscal years	
RT:805	Capacity Status:NCI	Exempt Category:Other - Engineering studies

Est Total Cost: **\$30,000**

	TOTAL	PRIOR	22/23	23/24	24/25	25/26	26/27	FUTURE	PE	RW	CON
TransNet - MC	\$24,000			\$3,801	\$5,362	\$5,689	\$5,597	\$3,551	\$24,000		
RSTP	\$6,000			\$6,000					\$6,000		
TOTAL	\$30,000			\$9,801	\$5,362	\$5,689	\$5,597	\$3,551	\$30,000		

PROJECT LAST AMENDED 23-00

	TOTAL	PRIOR	22/23	23/24	24/25	25/26	26/27	FUTURE	PE	RW	CON
TransNet - MC	\$24,000			\$12,485	\$11,260	\$255			\$24,000		
TransNet - MC AC	\$0			\$4,000		\$(4,000)					
CMAQ	\$6,000			\$2,000		\$4,000			\$6,000		
TOTAL	\$30,000			\$18,485	\$11,260	\$255			\$30,000		

**2023 Regional Transportation Improvement Program
Amendment No. 5
San Diego Region (in \$000s)**

Caltrans

MPO ID: CAL572		RTIP #:23-05									
Project Title:	I-15 Transit Priority Lanes.								RTP REF: CC110 (2021)		
Project Description:	Clairemont Mesa Blvd Milepost begins at 5.84 ends at 12.1 (6.4 miles) - Construct two transit lanes and a south facing Direct Access Ramp (DAR) at Clairemont Mesa Blvd. Environmental and Design phases.. Toll Credits will be used to match federal funds for the PE phase								SANDAG ID: 1201519		
Change Reason:	Revise funding between fiscal years										
RT:15	Capacity Status:NCI	Exempt Category:Other - Engineering studies									
Est Total Cost: \$12,000											
	TOTAL	PRIOR	22/23	23/24	24/25	25/26	26/27	FUTURE	PE	RW	CON
RSTP	\$10,454					\$10,454			\$10,454		
SB1 - LPP Formula	\$1,546					\$1,546			\$1,546		
TOTAL	\$12,000					\$12,000			\$12,000		
PROJECT LAST AMENDED 23-00											
	TOTAL	PRIOR	22/23	23/24	24/25	25/26	26/27	FUTURE	PE	RW	CON
RSTP	\$10,394				\$2,000	\$5,000		\$3,394	\$10,394		
SB1 - LPP Formula	\$1,606				\$1,606				\$1,606		
TOTAL	\$12,000				\$3,606	\$5,000		\$3,394	\$12,000		

MPO ID: CAL615		RTIP #:23-05									
Project Title:	Harbor Drive 2.0 & I-15 Operational Improvements (Vesta St)								EA NO: 43131, 43105		
Project Description:	Harbor Drive (I-5) from R 9.84 to R 14.70 (4.86 miles), Harbor Drive (I-15) from 0.00 to 0.45 (.45 miles), Vesta St (I-15) from 0.400 to 0.400 - Vesta St- In San Diego County, in San Diego from Main Street to Harbor Drive (Vesta Street overcrossing and Operational Improvements.) Updating CAL615 with combining CAL107 (Vesta St) to make one RTIP. CAL107 will be marked complete. Toll Credits will be used to match federal funds for the PE phase.. Toll Credits will be used to match federal funds for the PE phase								PPNO: 1447, 1417		
Change Reason:	Add new funding source, Increase funding, Revise funding between fiscal years, Revise project description										
	Capacity Status:NCI	Exempt Category:Other - Transportation enhancement activities									
Est Total Cost: \$67,700											
	TOTAL	PRIOR	22/23	23/24	24/25	25/26	26/27	FUTURE	PE	RW	CON
CBI	\$8,800	\$3,800		\$5,000					\$8,800		
SB1 - TCEP	\$18,500			\$18,500					\$13,000	\$5,500	
TOTAL	\$27,300	\$3,800		\$23,500					\$21,800	\$5,500	
PROJECT LAST AMENDED 23-01											
	TOTAL	PRIOR	22/23	23/24	24/25	25/26	26/27	FUTURE	PE	RW	CON
CBI	\$5,000			\$5,000					\$5,000		
TOTAL	\$5,000			\$5,000					\$5,000		

**2023 Regional Transportation Improvement Program
Amendment No. 5
San Diego Region (in \$000s)**

Chula Vista, City of

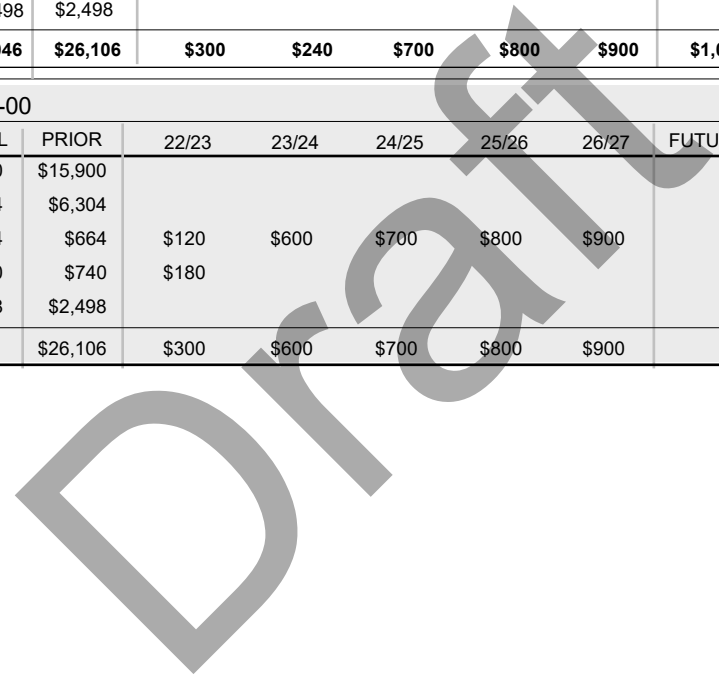
MPO ID: CHV06	RTIP #:23-05
Project Title: Pavement Rehabilitation Program	<i>TransNet - LSI: Maint</i>
Project Description: In Chula Vista - citywide - Pavement maintenance treatment repairs as well as managing and maintaining the City's Pavement Management System (PMS).	
Change Reason: Increase funding, Revise funding between fiscal years	
Capacity Status:NCI Exempt Category:Safety - Pavement resurfacing and/or rehabilitation	

Est Total Cost: **\$30,046**

	TOTAL	PRIOR	22/23	23/24	24/25	25/26	26/27	FUTURE	PE	RW	CON
<i>TransNet - L</i>	\$15,900	\$15,900							\$3,250		\$12,650
<i>TransNet - L (Cash)</i>	\$6,304	\$6,304							\$1,300		\$5,004
<i>TransNet - LSI</i>	\$4,424	\$664	\$120	\$240	\$700	\$800	\$900	\$1,000	\$945		\$3,479
<i>TransNet - LSI Carry Over</i>	\$920	\$740	\$180						\$740		\$180
Local Funds	\$2,498	\$2,498							\$160		\$2,338
TOTAL	\$30,046	\$26,106	\$300	\$240	\$700	\$800	\$900	\$1,000	\$6,395		\$23,651

PROJECT LAST AMENDED 23-00

	TOTAL	PRIOR	22/23	23/24	24/25	25/26	26/27	FUTURE	PE	RW	CON
<i>TransNet - L</i>	\$15,900	\$15,900							\$3,250		\$12,650
<i>TransNet - L (Cash)</i>	\$6,304	\$6,304							\$1,300		\$5,004
<i>TransNet - LSI</i>	\$3,784	\$664	\$120	\$600	\$700	\$800	\$900		\$855		\$2,929
<i>TransNet - LSI Carry Over</i>	\$920	\$740	\$180						\$740		\$180
Local Funds	\$2,498	\$2,498							\$160		\$2,338
TOTAL	\$29,406	\$26,106	\$300	\$600	\$700	\$800	\$900		\$6,305		\$23,101



**2023 Regional Transportation Improvement Program
Amendment No. 5
San Diego Region (in \$000s)**

Chula Vista, City of

MPO ID: CHV22	RTIP #:23-05
Project Title: Advance Planning Studies	TransNet - LSI: Maint
Project Description: In Chula Vista - citywide - Manages asset inventories, master plans, special studies to identify current and future infrastructure needs and manages available funding sources.	
Change Reason: Increase funding, Revise funding between fiscal years	
Capacity Status:NCI Exempt Category:Other - Engineering studies	

Est Total Cost: **\$3,144**

	TOTAL	PRIOR	22/23	23/24	24/25	25/26	26/27	FUTURE	PE	RW	CON
TransNet - L	\$375	\$375							\$375		
TransNet - L (Cash)	\$114	\$114							\$114		
TransNet - LSI	\$1,691	\$621	\$210	\$60	\$200	\$200	\$200	\$200	\$1,691		
TransNet - LSI (Cash)	\$16	\$16							\$16		
TransNet - LSI Carry Over	\$363	\$245	\$118						\$363		
Local Funds	\$585	\$585							\$585		
TOTAL	\$3,144	\$1,956	\$328	\$60	\$200	\$200	\$200	\$200	\$3,144		

PROJECT LAST AMENDED 23-00

	TOTAL	PRIOR	22/23	23/24	24/25	25/26	26/27	FUTURE	PE	RW	CON
TransNet - L	\$375	\$375							\$375		
TransNet - L (Cash)	\$114	\$114							\$114		
TransNet - LSI	\$1,631	\$621	\$210	\$200	\$200	\$200	\$200		\$1,631		
TransNet - LSI (Cash)	\$16	\$16							\$16		
TransNet - LSI Carry Over	\$363	\$245	\$118						\$363		
Local Funds	\$585	\$585							\$585		
TOTAL	\$3,084	\$1,956	\$328	\$200	\$200	\$200	\$200		\$3,084		

**2023 Regional Transportation Improvement Program
Amendment No. 5
San Diego Region (in \$000s)**

Chula Vista, City of

MPO ID: CHV33		RTIP #:23-05
Project Title:	School Zone Traffic Calming Program	TransNet - LSI: Maint
Project Description:	In Chula Vista - citywide - Field investigation and installation/construction of traffic calming devices in public school zones, such as traffic control devices (flashing beacons), signs, striping and minor street improvements	
Change Reason:	Increase funding	
	Capacity Status:NCI	Exempt Category:Safety - Non signalization traffic control and operating

Est Total Cost: \$2,966											
	TOTAL	PRIOR	22/23	23/24	24/25	25/26	26/27	FUTURE	PE	RW	CON
TransNet - L	\$280	\$280							\$280		
TransNet - L (Cash)	\$232	\$232							\$232		
TransNet - LSI	\$970	\$170	\$200	\$200	\$100	\$100	\$100	\$100	\$970		
TransNet - LSI Carry Over	\$1,314	\$1,314							\$1,314		
Local Funds	\$170	\$170							\$170		
TOTAL	\$2,966	\$2,166	\$200	\$200	\$100	\$100	\$100	\$100	\$2,966		

PROJECT LAST AMENDED 23-00											
	TOTAL	PRIOR	22/23	23/24	24/25	25/26	26/27	FUTURE	PE	RW	CON
TransNet - L	\$280	\$280							\$280		
TransNet - L (Cash)	\$232	\$232							\$232		
TransNet - LSI	\$610	\$170	\$200	\$60	\$60	\$60	\$60		\$610		
TransNet - LSI Carry Over	\$1,314	\$1,314							\$1,314		
Local Funds	\$170	\$170							\$170		
TOTAL	\$2,606	\$2,166	\$200	\$60	\$60	\$60	\$60		\$2,606		

MPO ID: CHV34		RTIP #:23-05
Project Title:	Neighborhood Traffic and Pedestrian Safety Program	TransNet - LSI: Maint
Project Description:	In Chula Vista - citywide - To provide community outreach and education regarding traffic/safety hazards; preparation of plans and construction of traffic calming, pedestrian safety measures and ADA improvements.	
Change Reason:	Increase funding, Revise funding between fiscal years	
	Capacity Status:NCI	Exempt Category:Safety - Non signalization traffic control and operating

Est Total Cost: \$6,534											
	TOTAL	PRIOR	22/23	23/24	24/25	25/26	26/27	FUTURE	PE	RW	CON
TransNet - L	\$280	\$280							\$280		
TransNet - LSI	\$3,055	\$1,375	\$480	\$200	\$250	\$250	\$250	\$250	\$2,521		\$534
TransNet - LSI Carry Over	\$3,129	\$1,517	\$1,612						\$1,517		\$1,612
Local Funds	\$70	\$70							\$70		
TOTAL	\$6,534	\$3,242	\$2,092	\$200	\$250	\$250	\$250	\$250	\$4,388		\$2,146

PROJECT LAST AMENDED 23-00											
	TOTAL	PRIOR	22/23	23/24	24/25	25/26	26/27	FUTURE	PE	RW	CON
TransNet - L	\$280	\$280							\$280		
TransNet - LSI	\$2,855	\$1,375	\$480	\$250	\$250	\$250	\$250		\$2,321		\$534
TransNet - LSI Carry Over	\$3,129	\$1,517	\$1,612						\$1,517		\$1,612
Local Funds	\$70	\$70							\$70		
TOTAL	\$6,334	\$3,242	\$2,092	\$250	\$250	\$250	\$250		\$4,188		\$2,146

**2023 Regional Transportation Improvement Program
Amendment No. 5
San Diego Region (in \$000s)**

Chula Vista, City of

MPO ID: CHV35		RTIP #:23-05
Project Title:	Traffic Signing, Studies and Signal Upgrade	<i>TransNet - LSI: Maint</i>
Project Description:	Citywide program - upgrading and maintenance of traffic signal and street light systems in the City. Work includes, but is not limited to interconnect cables and conduit, vehicle and bike detection systems, emergency vehicle pre-emption systems, traffic signal controllers, and new street light fixtures.	
Change Reason:	Increase funding, Revise funding between fiscal years	
Capacity Status:	NCI Exempt Category: Other - Intersection signalization projects	

Est Total Cost: \$5,988											
	TOTAL	PRIOR	22/23	23/24	24/25	25/26	26/27	FUTURE	PE	RW	CON
<i>TransNet - L</i>	\$135	\$135							\$135		
<i>TransNet - L (Cash)</i>	\$24	\$24									\$24
<i>TransNet - LSI</i>	\$1,957	\$837	\$300	\$20	\$200	\$200	\$200	\$200	\$181		\$1,776
<i>TransNet - LSI (Cash)</i>	\$27	\$27									\$27
<i>TransNet - LSI Carry Over</i>	\$3,088	\$3,043	\$45						\$953		\$2,135
Local Funds	\$757	\$757							\$571		\$186
TOTAL	\$5,988	\$4,823	\$345	\$20	\$200	\$200	\$200	\$200	\$1,840		\$4,148

PROJECT LAST AMENDED 23-00											
	TOTAL	PRIOR	22/23	23/24	24/25	25/26	26/27	FUTURE	PE	RW	CON
<i>TransNet - L</i>	\$135	\$135							\$135		
<i>TransNet - L (Cash)</i>	\$24	\$24									\$24
<i>TransNet - LSI</i>	\$1,937	\$837	\$300	\$200	\$200	\$200	\$200		\$181		\$1,756
<i>TransNet - LSI (Cash)</i>	\$27	\$27									\$27
<i>TransNet - LSI Carry Over</i>	\$3,088	\$3,043	\$45						\$953		\$2,135
Local Funds	\$757	\$757							\$571		\$186
TOTAL	\$5,968	\$4,823	\$345	\$200	\$200	\$200	\$200		\$1,840		\$4,128

**2023 Regional Transportation Improvement Program
Amendment No. 5
San Diego Region (in \$000s)**

Chula Vista, City of

MPO ID: CHV39 **RTIP #:23-05**

Project Title: Traffic Signal System Optimization *TransNet* - LSI: CR

Project Description: Citywide Program - provision of consultant services and/or equipment such as traffic signal timing coordination projects and adaptive traffic control systems, to optimize the performance of existing traffic signal systems in order to improve traffic circulation, reduce intersection delays, and reduce congestion throughout the City. *TransNet*. *TransNet* - LSI RAMS of \$15.5 is programmed though FY 2027

Change Reason: Increase funding

Capacity Status: NCI Exempt Category: Other - Traffic signal synchronization projects

Est Total Cost: **\$5,094**

	TOTAL	PRIOR	22/23	23/24	24/25	25/26	26/27	FUTURE	PE	RW	CON
<i>TransNet</i> - L	\$150	\$150							\$150		
<i>TransNet</i> - L (Cash)	\$19	\$19							\$19		
<i>TransNet</i> - LSI	\$3,060	\$1,616	\$229	\$16	\$300	\$300	\$300	\$300	\$3,060		
<i>TransNet</i> - LSI Carry Over	\$1,485	\$765	\$719						\$1,485		
Local Funds	\$380	\$380							\$380		
TOTAL	\$5,094	\$2,930	\$948	\$16	\$300	\$300	\$300	\$300	\$5,094		

PROJECT LAST AMENDED 23-00

	TOTAL	PRIOR	22/23	23/24	24/25	25/26	26/27	FUTURE	PE	RW	CON
<i>TransNet</i> - L	\$150	\$150							\$150		
<i>TransNet</i> - L (Cash)	\$19	\$19							\$19		
<i>TransNet</i> - LSI	\$3,045	\$1,616	\$229	\$300	\$300	\$300	\$300		\$3,045		
<i>TransNet</i> - LSI Carry Over	\$1,485	\$765	\$719						\$1,485		
Local Funds	\$380	\$380							\$380		
TOTAL	\$5,079	\$2,930	\$948	\$300	\$300	\$300	\$300		\$5,079		

**2023 Regional Transportation Improvement Program
Amendment No. 5
San Diego Region (in \$000s)**

Chula Vista, City of


MPO ID: CHV45	RTIP #:23-05
Project Title: Traffic Monitoring Program	<i>TransNet</i> - LSI: Maint
Project Description: In Chula Vista - citywide - traffic monitoring to evaluate conformance with the city's traffic threshold standards and provide data for advanced planning studies, capital improvements projects, speed surveys and other related studies.	
Change Reason: Increase funding, Revise funding between fiscal years	
Capacity Status:NCI Exempt Category:Safety - Non signalization traffic control and operating	

Est Total Cost: **\$2,902**

	TOTAL	PRIOR	22/23	23/24	24/25	25/26	26/27	FUTURE	PE	RW	CON
<i>TransNet</i> - L (Cash)	\$67	\$67							\$67		
<i>TransNet</i> - LSI	\$1,469	\$539	\$170	\$120	\$160	\$160	\$160	\$160	\$1,469		
<i>TransNet</i> - LSI Carry Over	\$1,303	\$901	\$403						\$1,303		
Local Funds	\$13	\$13							\$13		
Local RTCIP	\$50	\$50							\$50		
TOTAL	\$2,902	\$1,570	\$573	\$120	\$160	\$160	\$160	\$160	\$2,902		

PROJECT LAST AMENDED 23-00

	TOTAL	PRIOR	22/23	23/24	24/25	25/26	26/27	FUTURE	PE	RW	CON
<i>TransNet</i> - L (Cash)	\$67	\$67							\$67		
<i>TransNet</i> - LSI	\$1,349	\$539	\$170	\$160	\$160	\$160	\$160		\$1,349		
<i>TransNet</i> - LSI Carry Over	\$1,303	\$901	\$403						\$1,303		
Local Funds	\$13	\$13							\$13		
Local RTCIP	\$50	\$50							\$50		
TOTAL	\$2,782	\$1,570	\$573	\$160	\$160	\$160	\$160		\$2,782		



**2023 Regional Transportation Improvement Program
Amendment No. 5
San Diego Region (in \$000s)**

Chula Vista, City of

MPO ID: CHV48	RTIP #:23-05
Project Title: Pavement Major Rehabilitation	TransNet - LSI: CR
Project Description: In Chula Vista - citywide - annual pavement rehabilitation and reconstruction projects requiring thick overlays (greater than 1") and/or major street reconstruction.	
Change Reason: Increase funding, Revise funding between fiscal years	
Capacity Status:NCI Exempt Category:Safety - Pavement resurfacing and/or rehabilitation	

Est Total Cost: \$81,592

	TOTAL	PRIOR	22/23	23/24	24/25	25/26	26/27	FUTURE	PE	RW	CON
TransNet - L (Cash)	\$72	\$72									\$72
TransNet - LSI	\$49,141	\$8,365	\$5,261	\$7,331	\$6,755	\$6,960	\$7,146	\$7,323	\$5,140		\$44,001
TransNet - LSI (Cash)	\$218	\$219							\$18		\$200
TransNet - LSI Carry Over	\$31,811	\$24,723	\$7,089						\$3,569		\$28,242
Local Funds	\$350	\$350									\$350
TOTAL	\$81,592	\$33,729	\$12,350	\$7,331	\$6,755	\$6,960	\$7,146	\$7,323	\$8,727		\$72,865

PROJECT LAST AMENDED 23-00

	TOTAL	PRIOR	22/23	23/24	24/25	25/26	26/27	FUTURE	PE	RW	CON
TransNet - L (Cash)	\$72	\$72									\$72
TransNet - LSI	\$40,986	\$8,365	\$5,622	\$6,419	\$6,624	\$6,858	\$7,098		\$4,540		\$36,446
TransNet - LSI (Cash)	\$218	\$219							\$18		\$200
TransNet - LSI Carry Over	\$31,811	\$24,723	\$7,089						\$3,569		\$28,242
Local Funds	\$350	\$350									\$350
TOTAL	\$73,437	\$33,729	\$12,711	\$6,419	\$6,624	\$6,858	\$7,098		\$8,127		\$65,310

MPO ID: CHV50

RTIP #:23-05

Project Title: Storm Drain and Bridge Culvert Repair	TransNet - LSI: Maint
Project Description: In Chula Vista - citywide - storm drain repairs due to pipe failure at several locations that need to be repaired before the following storm season. Repair of culverts under City bridges to maintain bridge safety.	
Change Reason: Revise funding between fiscal years	
Capacity Status:NCI Exempt Category:Safety - Hazard elimination program	

Est Total Cost: \$10,926

	TOTAL	PRIOR	22/23	23/24	24/25	25/26	26/27	FUTURE	PE	RW	CON
TransNet - L (Cash)	\$1,811	\$1,811							\$1,307		\$504
TransNet - LSI	\$3,247	\$1,247			\$500	\$500	\$500	\$500	\$543		\$2,704
TransNet - LSI Carry Over	\$5,868	\$3,113	\$2,755						\$428		\$5,440
TOTAL	\$10,926	\$6,171	\$2,755		\$500	\$500	\$500	\$500	\$2,278		\$8,648

PROJECT LAST AMENDED 23-00

	TOTAL	PRIOR	22/23	23/24	24/25	25/26	26/27	FUTURE	PE	RW	CON
TransNet - L (Cash)	\$1,811	\$1,811							\$1,307		\$504
TransNet - LSI	\$3,247	\$1,247		\$500	\$500	\$500	\$500		\$543		\$2,704
TransNet - LSI Carry Over	\$5,868	\$3,113	\$2,755						\$428		\$5,440
TOTAL	\$10,926	\$6,171	\$2,755	\$500	\$500	\$500	\$500		\$2,278		\$8,648

**2023 Regional Transportation Improvement Program
Amendment No. 5
San Diego Region (in \$000s)**

Chula Vista, City of

MPO ID: CHV58		RTIP #:23-05
Project Title:	New Sidewalk Improvements	TransNet - LSI: CR
Project Description:	In Chula Vista - citywide - design and construction of sidewalk and other pedestrian improvements in areas without existing sidewalk.	
Change Reason:	Increase funding	
Capacity Status:	NCI Exempt Category: Air Quality - Bicycle and pedestrian facilities	

Est Total Cost: \$2,847											
	TOTAL	PRIOR	22/23	23/24	24/25	25/26	26/27	FUTURE	PE	RW	CON
TransNet - L (Cash)	\$97	\$97									\$97
TransNet - LSI	\$819	\$118	\$95	\$206	\$100	\$100	\$100	\$100	\$295		\$524
TransNet - LSI Carry Over	\$1,931	\$1,630	\$302						\$530		\$1,401
TOTAL	\$2,847	\$1,845	\$397	\$206	\$100	\$100	\$100	\$100	\$825		\$2,022

PROJECT LAST AMENDED 23-00											
	TOTAL	PRIOR	22/23	23/24	24/25	25/26	26/27	FUTURE	PE	RW	CON
TransNet - L (Cash)	\$97	\$97									\$97
TransNet - LSI	\$613	\$118	\$95	\$100	\$100	\$100	\$100		\$245		\$368
TransNet - LSI Carry Over	\$1,931	\$1,630	\$302						\$530		\$1,401
TOTAL	\$2,641	\$1,845	\$397	\$100	\$100	\$100	\$100		\$775		\$1,866

MPO ID: CHV60		RTIP #:23-05
Project Title:	Traffic Signal Upgrades	TransNet - LSI: CR
Project Description:	In Chula Vista - citywide - Modifications at these intersections will allow motorists to safely maneuver left turns into the intersection with a protected phase, and improve signal visibility by installing signal standards with mast arms. This will enhance traffic safety, reduce broadside accidents, potentially decrease delays and improve air quality.	
Change Reason:	Revise funding between fiscal years	
Capacity Status:	NCI Exempt Category: Other - Intersection signalization projects	

Est Total Cost: \$4,082											
	TOTAL	PRIOR	22/23	23/24	24/25	25/26	26/27	FUTURE	PE	RW	CON
TransNet - L (Cash)	\$2	\$2									\$2
TransNet - LSI	\$1,234	\$434			\$200	\$200	\$200	\$200	\$354		\$880
TransNet - LSI Carry Over	\$2,004	\$1,724	\$280						\$508		\$1,496
Earmark Repurposing	\$454	\$454							\$100		\$354
Local Funds	\$388	\$388							\$175		\$213
TOTAL	\$4,082	\$3,002	\$280		\$200	\$200	\$200	\$200	\$1,137		\$2,945

* Demo ID CA356 repurposed to FHWA transfer number CA 17-RP-006

PROJECT LAST AMENDED 23-00											
	TOTAL	PRIOR	22/23	23/24	24/25	25/26	26/27	FUTURE	PE	RW	CON
TransNet - L (Cash)	\$2	\$2									\$2
TransNet - LSI	\$1,234	\$434		\$200	\$200	\$200	\$200		\$354		\$880
TransNet - LSI Carry Over	\$2,004	\$1,724	\$280						\$508		\$1,496
Earmark Repurposing	\$454	\$454							\$100		\$354
Local Funds	\$388	\$388							\$175		\$213
TOTAL	\$4,082	\$3,002	\$280	\$200	\$200	\$200	\$200		\$1,137		\$2,945

**2023 Regional Transportation Improvement Program
Amendment No. 5
San Diego Region (in \$000s)**

Chula Vista, City of

MPO ID: CHV69		RTIP #:23-05									
Project Title:	Heritage Road Bridge								RTP REF: A-60; C-50 (2021) RAS (T2-1)		
Project Description:	Bridge 57C0670 - widen and lengthen bridge over Otay River from four lane to six lane bridge that accommodates shoulders, sidewalk and median; project is on Heritage Road from the intersection of Main Street to Entertainment Circle. Also includes Main Street widening to accommodate a third eastbound travel lane from the intersection of Nirvana Avenue to Heritage Road.										
Change Reason:	Increase funding, Revise funding between fiscal years										
Capacity Status:	CI	Exempt Category:	Non-Exempt								
Est Total Cost: \$48,342		Open to Traffic: Sep 2026									
	TOTAL	PRIOR	22/23	23/24	24/25	25/26	26/27	FUTURE	PE	RW	CON
HBP	\$37,119	\$4,138		\$3,045	\$14,968	\$14,968			\$6,829	\$354	\$29,936
Local Funds	\$11,223	\$536	\$6,414	\$395	\$3,878				\$885	\$46	\$10,292
Local Funds AC	\$0				\$14,968	\$(14,968)					
TOTAL	\$48,342	\$4,674	\$6,414	\$3,440	\$33,814				\$7,714	\$400	\$40,228

* CON funds shown in FY 22/23 to show that project is fully funded

PROJECT LAST AMENDED 23-01											
	TOTAL	PRIOR	22/23	23/24	24/25	25/26	26/27	FUTURE	PE	RW	CON
HBP	\$21,173	\$4,138		\$8,853	\$8,182				\$3,784	\$354	\$17,035
Local Funds	\$9,157	\$536	\$6,414	\$2,207					\$490	\$46	\$8,621
Local Funds AC	\$0			\$8,182	\$(8,182)						
TOTAL	\$30,330	\$4,674	\$6,414	\$19,242					\$4,274	\$400	\$25,656

MPO ID: CHV70		RTIP #:23-05									
Project Title:	Bikeway Design and Construction								TransNet - LSI: CR		
Project Description:	In Chula Vista - Broadway from C Street to Main Street (3.9 miles) - Design and construction of various Bikeway facilities citywide. Supplements grant funding of bikeway construction projects.										
Change Reason:	Increase funding										
Capacity Status:	NCI	Exempt Category:	Air Quality - Bicycle and pedestrian facilities								
Est Total Cost: \$8,895											
	TOTAL	PRIOR	22/23	23/24	24/25	25/26	26/27	FUTURE	PE	RW	CON
TransNet - LSI	\$3,157	\$2,462		\$695					\$215		\$2,942
TransNet - LSI Carry Over	\$4,677	\$4,022	\$655						\$194		\$4,483
ATP - S	\$851	\$851							\$104		\$747
Local Funds	\$105			\$105							\$105
Local RTCIP	\$105		\$105								\$105
TOTAL	\$8,895	\$7,335	\$760	\$800					\$513		\$8,382

PROJECT LAST AMENDED 23-02											
	TOTAL	PRIOR	22/23	23/24	24/25	25/26	26/27	FUTURE	PE	RW	CON
TransNet - LSI	\$2,462	\$2,462							\$115		\$2,347
TransNet - LSI Carry Over	\$4,677	\$4,022	\$655						\$194		\$4,483
ATP - S	\$851	\$851							\$104		\$747
Local RTCIP	\$105		\$105								\$105
TOTAL	\$8,095	\$7,335	\$760						\$413		\$7,682

**2023 Regional Transportation Improvement Program
Amendment No. 5
San Diego Region (in \$000s)**

Chula Vista, City of

MPO ID: CHV75		RTIP #:23-05
Project Title:	ADA Curb Ramps	<i>TransNet - LSI: Maint</i>
Project Description:	In Chula Vista - Citywide - Installation of American with Disabilities Act-compliant ramps at missing locations in accordance with the City's priority list	
Change Reason:	Increase funding, Revise funding between fiscal years	
	Capacity Status:NCI Exempt Category:Air Quality - Bicycle and pedestrian facilities	

Est Total Cost: \$3,686											
	TOTAL	PRIOR	22/23	23/24	24/25	25/26	26/27	FUTURE	PE	RW	CON
<i>TransNet - L (Cash)</i>	\$84	\$84							\$50		\$34
<i>TransNet - LSI</i>	\$2,572	\$961	\$611		\$250	\$250	\$250	\$250	\$430		\$2,142
<i>TransNet - LSI Carry Over</i>	\$1,030	\$494	\$536						\$92		\$938
TOTAL	\$3,686	\$1,539	\$1,147		\$250	\$250	\$250	\$250	\$572		\$3,114

PROJECT LAST AMENDED 23-00											
	TOTAL	PRIOR	22/23	23/24	24/25	25/26	26/27	FUTURE	PE	RW	CON
<i>TransNet - L (Cash)</i>	\$84	\$84							\$50		\$34
<i>TransNet - LSI</i>	\$2,211	\$961	\$250	\$250	\$250	\$250	\$250		\$430		\$1,781
<i>TransNet - LSI Carry Over</i>	\$1,030	\$494	\$536						\$92		\$938
TOTAL	\$3,325	\$1,539	\$786	\$250	\$250	\$250	\$250		\$572		\$2,753

MPO ID: CHV79		RTIP #:23-05
Project Title:	Raised Median Improvements	<i>TransNet - LSI: CR</i>
Project Description:	Telegraph Canyon Road from Paseo Del Rey to Medical Center Drive (.1 miles) - Design and construction of new/modification of existing raised medians to improve traffic safety.	
Change Reason:	Increase funding	
	Capacity Status:NCI Exempt Category:Safety - Adding medians	

Est Total Cost: \$2,864											
	TOTAL	PRIOR	22/23	23/24	24/25	25/26	26/27	FUTURE	PE	RW	CON
<i>TransNet - LSI</i>	\$1,247	\$1,118	\$75	\$55					\$200		\$1,047
<i>TransNet - LSI Carry Over</i>	\$1,617	\$500	\$1,117						\$199		\$1,418
TOTAL	\$2,864	\$1,618	\$1,192	\$55					\$399		\$2,465

PROJECT LAST AMENDED 23-00											
	TOTAL	PRIOR	22/23	23/24	24/25	25/26	26/27	FUTURE	PE	RW	CON
<i>TransNet - LSI</i>	\$1,192	\$1,118	\$75						\$200		\$992
<i>TransNet - LSI Carry Over</i>	\$1,617	\$500	\$1,117						\$199		\$1,418
TOTAL	\$2,809	\$1,618	\$1,192						\$399		\$2,410

**2023 Regional Transportation Improvement Program
Amendment No. 5
San Diego Region (in \$000s)**

Chula Vista, City of

MPO ID: CHV83		RTIP #:23-05
Project Title:	Local Street Utility Undergrounding Districts	<i>TransNet</i> - LSI: Maint
Project Description:	In Chula Vista on F Street from Bay Boulevard to F St (.9 miles) - Associated work required to convert overhead utility lines to underground; includes traffic lighting and signal relocation/installation, pedestrian infrastructure.	
Change Reason:	Reduce funding	
	Capacity Status:NCI	Exempt Category:Safety - Lighting improvements

Est Total Cost: **\$290**

	TOTAL	PRIOR	22/23	23/24	24/25	25/26	26/27	FUTURE	PE	RW	CON
<i>TransNet</i> - LSI	\$181	\$61	\$120						\$131		\$50
<i>TransNet</i> - LSI Carry Over	\$109	\$38	\$71						\$109		
TOTAL	\$290	\$99	\$191						\$240		\$50

PROJECT LAST AMENDED 23-00

	TOTAL	PRIOR	22/23	23/24	24/25	25/26	26/27	FUTURE	PE	RW	CON
<i>TransNet</i> - LSI	\$381	\$61	\$120	\$50	\$50	\$50	\$50		\$331		\$50
<i>TransNet</i> - LSI Carry Over	\$109	\$38	\$71						\$109		
TOTAL	\$490	\$99	\$191	\$50	\$50	\$50	\$50		\$440		\$50

MPO ID: CHV88		RTIP #:23-05
Project Title:	F Street Promenade	<i>TransNet</i> - LSI: CR
Project Description:	F Street from Bay Boulevard to Broadway (.5 miles) - To complete design of F Street Promenade improvement plans which includes complete streets facilities such as bicycle paths, traffic signal modifications, street lighting, pedestrian lighting, sidewalk/crossing improvements and roadway resurfacing.	
Change Reason:	Increase funding	
	Capacity Status:NCI	Exempt Category:Air Quality - Bicycle and pedestrian facilities

Est Total Cost: **\$125**

	TOTAL	PRIOR	22/23	23/24	24/25	25/26	26/27	FUTURE	PE	RW	CON
<i>TransNet</i> - LSI	\$125		\$100	\$25					\$125		
TOTAL	\$125		\$100	\$25					\$125		

PROJECT LAST AMENDED 23-00

	TOTAL	PRIOR	22/23	23/24	24/25	25/26	26/27	FUTURE	PE	RW	CON
<i>TransNet</i> - LSI	\$100		\$100						\$100		
TOTAL	\$100		\$100						\$100		

**2023 Regional Transportation Improvement Program
Amendment No. 5
San Diego Region (in \$000s)**

Chula Vista, City of

MPO ID: CHV90

RTIP #:23-05

Project Title:	North Second Avenue Shoulder Improvements	<i>TransNet - LSI: Maint</i>
Project Description:	Second Avenue from Shirley Street to Bayview Way (.13 miles) - Project upgrades existing guardrail on the easterly frontage of North Second Avenue. Includes roadway safety improvements at this location.	
Change Reason:	Increase funding	
Capacity Status:	NCI Exempt Category: Safety - Guardrails, median barriers, crash cushions	

Est Total Cost: \$355

	TOTAL	PRIOR	22/23	23/24	24/25	25/26	26/27	FUTURE	PE	RW	CON
<i>TransNet - LSI</i>	\$355		\$115	\$240					\$55		\$300
TOTAL	\$355		\$115	\$240					\$55		\$300

PROJECT LAST AMENDED 23-00

	TOTAL	PRIOR	22/23	23/24	24/25	25/26	26/27	FUTURE	PE	RW	CON
<i>TransNet - LSI</i>	\$115		\$115						\$15		\$100
TOTAL	\$115		\$115						\$15		\$100

Draft

**2023 Regional Transportation Improvement Program
Amendment No. 5
San Diego Region (in \$000s)**

Del Mar, City of

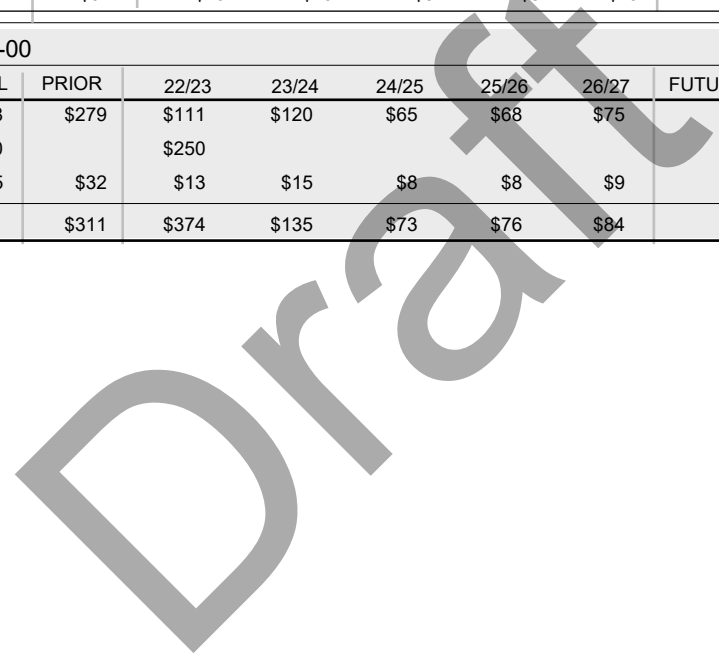
MPO ID: DM02	RTIP #:23-05
Project Title: Local Match to Bridge Retrofit Projects	<i>TransNet</i> - LSI: CR
Project Description: Camino del Mar Bridge over San Dieguito River, Jimmy Durante Blvd Bridge, Via de la Valle Bridge, Camino del Mar Overpass. - Local match to federal Highway Bridge Program providing for seismic retrofit (part of CAL44); project will undertake full replacement of bridge upper deck, full depth pavement repair, and seismic upgrades	
Change Reason: Reduce funding, Revise funding between fiscal years	
Capacity Status:NCI Exempt Category:Safety - Non capacity widening or bridge reconstruction	

Est Total Cost: **\$374**

	TOTAL	PRIOR	22/23	23/24	24/25	25/26	26/27	FUTURE	PE	RW	CON
<i>TransNet</i> - LSI	\$289	\$279					\$10				\$289
Local Funds	\$85	\$32	\$13	\$15	\$8	\$8	\$9				\$85
TOTAL	\$374	\$311	\$13	\$15	\$8	\$8	\$19				\$374

PROJECT LAST AMENDED 23-00

	TOTAL	PRIOR	22/23	23/24	24/25	25/26	26/27	FUTURE	PE	RW	CON
<i>TransNet</i> - LSI	\$718	\$279	\$111	\$120	\$65	\$68	\$75				\$718
<i>TransNet</i> - LSI Carry Over	\$250		\$250								\$250
Local Funds	\$85	\$32	\$13	\$15	\$8	\$8	\$9				\$85
TOTAL	\$1,053	\$311	\$374	\$135	\$73	\$76	\$84				\$1,053



**2023 Regional Transportation Improvement Program
Amendment No. 5
San Diego Region (in \$000s)**

El Cajon, City of

MPO ID: EL03	RTIP #:23-05
Project Title: Overlay/Reconstruction Projects	RAS (M-39)
Project Description: Various locations per the attached list - street reconstruction and overlays greater than 1" thick, including thoroughfares, collectors & residential streets	TransNet - LSI: CR
Change Reason: Increase funding	
Capacity Status: NCI	Exempt Category: Safety - Pavement resurfacing and/or rehabilitation

Est Total Cost: \$52,183

	TOTAL	PRIOR	22/23	23/24	24/25	25/26	26/27	FUTURE	PE	RW	CON
TransNet - L	\$6,747	\$6,747									\$6,747
TransNet - L (Cash)	\$2,541	\$2,541									\$2,541
TransNet - LSI	\$18,521	\$11,107	\$1,636	\$1,600	\$1,178	\$1,500	\$1,500				\$18,521
TransNet - LSI (Cash)	\$416	\$416									\$416
TransNet - LSI Carry Over	\$14,871	\$8,871		\$6,000							\$14,871
Local Funds	\$8,807	\$4,457	\$1,450	\$1,450	\$1,450						\$8,807
Local RTCIP	\$280	\$280									\$280
TOTAL	\$52,183	\$34,419	\$3,086	\$9,050	\$2,628	\$1,500	\$1,500				\$52,183

PROJECT LAST AMENDED 23-00

	TOTAL	PRIOR	22/23	23/24	24/25	25/26	26/27	FUTURE	PE	RW	CON
TransNet - L	\$6,747	\$6,747									\$6,747
TransNet - L (Cash)	\$2,541	\$2,541									\$2,541
TransNet - LSI	\$18,521	\$11,107	\$1,636	\$1,600	\$1,178	\$1,500	\$1,500				\$18,521
TransNet - LSI (Cash)	\$416	\$416									\$416
TransNet - LSI Carry Over	\$8,871	\$8,871									\$8,871
Local Funds	\$8,807	\$4,457	\$1,450	\$1,450	\$1,450						\$8,807
Local RTCIP	\$280	\$280									\$280
TOTAL	\$46,183	\$34,419	\$3,086	\$3,050	\$2,628	\$1,500	\$1,500				\$46,183

**2023 Regional Transportation Improvement Program
Amendment No. 5
San Diego Region (in \$000s)**

El Cajon, City of

MPO ID: EL11	RTIP #:23-05
Project Title: Sidewalk, Curb and Gutter, and Pedestrian Ramp Repairs	TransNet - LSI: Maint
Project Description: Various locations as shown on the Maintenance Zone Map - repair damaged sidewalk, curb and gutter, pedestrian ramps, driveways, etc.	
Change Reason: Increase funding	
Capacity Status:NCI Exempt Category:Air Quality - Bicycle and pedestrian facilities	

Est Total Cost: \$6,931											
	TOTAL	PRIOR	22/23	23/24	24/25	25/26	26/27	FUTURE	PE	RW	CON
TransNet - L	\$450	\$450							\$150		\$300
TransNet - L (Cash)	\$250	\$250									\$250
TransNet - LSI	\$3,783	\$2,604	\$215	\$364	\$100	\$250	\$250				\$3,783
TransNet - LSI (Cash)	\$8	\$8									\$8
TransNet - LSI Carry Over	\$1,165	\$615		\$550							\$1,165
Local Funds	\$1,275	\$525	\$250	\$250	\$250						\$1,275
TOTAL	\$6,931	\$4,452	\$465	\$1,164	\$350	\$250	\$250		\$150		\$6,781

PROJECT LAST AMENDED 23-00											
	TOTAL	PRIOR	22/23	23/24	24/25	25/26	26/27	FUTURE	PE	RW	CON
TransNet - L	\$450	\$450							\$150		\$300
TransNet - L (Cash)	\$250	\$250									\$250
TransNet - LSI	\$3,783	\$2,604	\$215	\$364	\$100	\$250	\$250				\$3,783
TransNet - LSI (Cash)	\$8	\$8									\$8
TransNet - LSI Carry Over	\$615	\$615									\$615
Local Funds	\$1,275	\$525	\$250	\$250	\$250						\$1,275
TOTAL	\$6,381	\$4,452	\$465	\$614	\$350	\$250	\$250		\$150		\$6,231

MPO ID: EL21	RTIP #:23-05
Project Title: Street Resurfacing with Slurry Seals	TransNet - LSI: Maint
Project Description: Various locations in the City - as grouped by the maintenance zone map for street resurfacing with rubber polymer modified slurry (RPMS) seals less than 1" thick	
Change Reason: Increase funding	
Capacity Status:NCI Exempt Category:Safety - Pavement resurfacing and/or rehabilitation	

Est Total Cost: \$12,394											
	TOTAL	PRIOR	22/23	23/24	24/25	25/26	26/27	FUTURE	PE	RW	CON
TransNet - LSI	\$4,575	\$2,075	\$500	\$500	\$500	\$500	\$500				\$4,575
TransNet - LSI (Cash)	\$5	\$5									\$5
TransNet - LSI Carry Over	\$4,814	\$3,814		\$1,000							\$4,814
Local Funds	\$3,000	\$1,200	\$600	\$600	\$600						\$3,000
TOTAL	\$12,394	\$7,094	\$1,100	\$2,100	\$1,100	\$500	\$500				\$12,394

PROJECT LAST AMENDED 23-00											
	TOTAL	PRIOR	22/23	23/24	24/25	25/26	26/27	FUTURE	PE	RW	CON
TransNet - LSI	\$4,575	\$2,075	\$500	\$500	\$500	\$500	\$500				\$4,575
TransNet - LSI (Cash)	\$5	\$5									\$5
TransNet - LSI Carry Over	\$3,814	\$3,814									\$3,814
Local Funds	\$3,000	\$1,200	\$600	\$600	\$600						\$3,000
TOTAL	\$11,394	\$7,094	\$1,100	\$1,100	\$1,100	\$500	\$500				\$11,394

**2023 Regional Transportation Improvement Program
Amendment No. 5
San Diego Region (in \$000s)**

Encinitas, City of

MPO ID: ENC51										RTIP #:23-05	
<p>Project Title: Leucadia At-Grade Crossings</p> <p>Project Description: NCTD railroad at Grandview Street and Phoebe Street - The project would provide safe new crossing locations. Some people who seek to cross east to west, trespass and cross the tracks on foot at-grade, which is unsafe. This project will install pedestrian crossings of the NCTD railroad at Grandview Street and Phoebe Street</p> <p>Change Reason: New Project</p> <p>Capacity Status:NCI Exempt Category:Safety - Railroad/highway crossing</p>											
Est Total Cost: \$6,000											
	TOTAL	PRIOR	22/23	23/24	24/25	25/26	26/27	FUTURE	PE	RW	CON
Local Funds	\$375			\$375					\$375		
TOTAL	\$375			\$375					\$375		

MPO ID: ENC52										RTIP #:23-05	
<p>Project Title: Citywide Rail Corridor Quiet Zone</p> <p>Project Description: Between North Vulcan Avenue and N Coast Highway 101 from East E Street to Leucadia Boulevard (1.46 miles) - This project involves the development of a citywide quiet zone that will extend from East E Street through Leucadia, including the at-grade vehicular crossings at D Street, Encinitas Coaster Station, and Leucadia Boulevard. The project requires coordination with FRA and CPUC, and design and implementation of required supplemental safety measures. This project will reduce noise impacts of the existing rail system and will provide an increasing benefit into the future as rail traffic increases.</p> <p>Change Reason: New Project</p> <p>Capacity Status:NCI Exempt Category:Safety - Railroad/hwy crossing warning devices</p>											
Est Total Cost: \$12,000											
	TOTAL	PRIOR	22/23	23/24	24/25	25/26	26/27	FUTURE	PE	RW	CON
Local Funds	\$1,000		\$750	\$250					\$1,000		
TOTAL	\$1,000		\$750	\$250					\$1,000		

MPO ID: ENC53										RTIP #:23-05	
<p>Project Title: La Costa Avenue Pedestrian Path</p> <p>Project Description: La Costa Avenue from Vulcan Avenue to I-5 (.5 miles) - This project is to construct a decomposed granite pedestrian path on the south side of La Costa Ave. from Vulcan Avenue to I-5 and add a bicycle buffer lane. This project will improve walkability, reduces traffic, and benefits public health.</p> <p>Change Reason: New Project</p> <p>Capacity Status:NCI Exempt Category:Air Quality - Bicycle and pedestrian facilities</p>											
Est Total Cost: \$1,000											
	TOTAL	PRIOR	22/23	23/24	24/25	25/26	26/27	FUTURE	PE	RW	CON
Local Funds	\$311			\$311					\$311		
TOTAL	\$311			\$311					\$311		

**2023 Regional Transportation Improvement Program
Amendment No. 5
San Diego Region (in \$000s)**

Encinitas, City of

MPO ID: ENC54										RTIP #:23-05	
<p>Project Title: Storm Drain Improvements and Repair</p> <p>Project Description: Not Location Specific - The City's storm drain system is aging and as such, some deterioration and failures are expected. Some work involved in this project includes cleaning existing CMP culverts, complete point repairs along the culverts, and lining culverts. The work also includes emergency channel repair consisting of demolition of collapsed gabion retaining wall and construction of new gabion retaining wall.</p> <p>Change Reason: New Project</p> <p>Capacity Status:NCI Exempt Category:Safety - Hazard elimination program</p>											
Est Total Cost: \$11,000											
	TOTAL	PRIOR	22/23	23/24	24/25	25/26	26/27	FUTURE	PE	RW	CON
Local Funds	\$3,250		\$2,000	\$250	\$250	\$250	\$250	\$250			\$3,250
TOTAL	\$3,250		\$2,000	\$250	\$250	\$250	\$250	\$250			\$3,250

MPO ID: ENC55										RTIP #:23-05	
<p>Project Title: N Coast Highway 101 Drainage Improvements</p> <p>Project Description: N Coast Highway 101 from Basil Street to La Costa Avenue (1.5 miles) - The North Coast Highway 101 (N101) Drainage Improvements Project is located within the N101 road right-of-way . Major drainage improvements are planned on N101 from Basil Street north to La Costa Avenue. This project will reduce the frequency and intensity of flooding that is common on the N101. Runoff from a 200-acre drainage area ponds on N101 impacting the bike lane, pedestrian walkways, parking areas, bus stops, homes, businesses and the traveled way.</p> <p>Change Reason: New Project</p> <p>Capacity Status:NCI Exempt Category:Safety - Hazard elimination program</p>											
Est Total Cost: \$25,000											
	TOTAL	PRIOR	22/23	23/24	24/25	25/26	26/27	FUTURE	PE	RW	CON
Federal Disc.-CPF-Hwy/Infra	\$4,000			\$4,000							\$4,000
Local Funds	\$356		\$356						\$356		
TOTAL	\$4,356		\$356	\$4,000					\$356		\$4,000

MPO ID: ENC56										RTIP #:23-05	
<p>Project Title: ADA Improvements</p> <p>Project Description: Not Location Specific - This project involves replacing existing curb ramps that are not in compliance with current ADA Standards</p> <p>Change Reason: New Project</p> <p>Capacity Status:NCI Exempt Category:Air Quality - Bicycle and pedestrian facilities</p>											
Est Total Cost: \$500											
	TOTAL	PRIOR	22/23	23/24	24/25	25/26	26/27	FUTURE	PE	RW	CON
Local Funds	\$350		\$50	\$50	\$50	\$50	\$50	\$100			\$350
TOTAL	\$350		\$50	\$50	\$50	\$50	\$50	\$100			\$350

**2023 Regional Transportation Improvement Program
Amendment No. 5
San Diego Region (in \$000s)**

Escondido, City of

MPO ID: ESC08

RTIP #:23-05

Project Title: Felicity Ave/Juniper Street

RTP REF: A-27; B-34
RAS (T2-3)
TransNet - LSI: CR

Project Description: Juniper Street between Chestnut Street and Vermont Avenue; Felicity Avenue between Juniper Street and Escondido Boulevard - The first phase of this project widens Juniper Street between Felicity Avenue and Chestnut Street with Active Transportation Program grant (Juniper Safe Routes to School Project) and Transnet funding. This phase is expected to be completed during Summer 2023. A future phase is to widen Felicity Avenue from Escondido Boulevard to Juniper Street to add one lane in each direction in accordance with the Circulation Element and as needed to address the current failing level of service. Local funds are programmed in FY27/28 to begin design.. Toll Credits will be used to match federal funds for the CON phase

Change Reason: Reduce funding

Capacity Status:CI

Exempt Category:Non-Exempt

Est Total Cost: **\$4,722**

Open to Traffic: Phase 1: Dec 2022

Phase 2: Jun 2030

	TOTAL	PRIOR	22/23	23/24	24/25	25/26	26/27	FUTURE	PE	RW	CON
TransNet - LSI	\$212	\$162	\$50								\$212
TransNet - LSI Carry Over	\$538		\$538								\$538
ATP - R	\$1,336	\$1,336							\$179		\$1,157
Local Funds	\$2,636			\$286	\$450	\$500	\$1,400		\$250	\$250	\$2,136
TOTAL	\$4,722	\$1,498	\$588	\$286	\$450	\$500	\$1,400		\$429	\$250	\$4,043

PROJECT LAST AMENDED 23-00

	TOTAL	PRIOR	22/23	23/24	24/25	25/26	26/27	FUTURE	PE	RW	CON
TransNet - LSI	\$2,212	\$162	\$50			\$600	\$1,400				\$2,212
TransNet - LSI Carry Over	\$538		\$538								\$538
ATP - R	\$1,336	\$1,336							\$179		\$1,157
Local Funds	\$2,350				\$450	\$500	\$1,400		\$250	\$250	\$1,850
TOTAL	\$6,436	\$1,498	\$588		\$450	\$1,100	\$2,800		\$429	\$250	\$5,757

**2023 Regional Transportation Improvement Program
Amendment No. 5
San Diego Region (in \$000s)**

Escondido, City of

MPO ID: ESC37		RTIP #:23-05
Project Title:	Pavement Maintenance	TransNet - LSI: Maint
Project Description:	Various streets - This is an annual project that includes maintenance (crackseal, chipseal, slurry, sidewalk repairs) of various street elements citywide. This annual project provides for the maintenance and repair of City streets. Work is focused on one of eight maintenance zones each year. In addition, the project repairs lifted sidewalks and stripes bike lanes on resurfaced streets in accordance with the Bicycle Master Plan.	
Change Reason:	Increase funding	
Capacity Status:	NCl Exempt Category: Safety - Pavement resurfacing and/or rehabilitation	

Est Total Cost: \$27,985											
	TOTAL	PRIOR	22/23	23/24	24/25	25/26	26/27	FUTURE	PE	RW	CON
TransNet - LSI	\$8,762		\$1,397	\$1,595	\$869	\$1,361	\$1,747	\$1,793			\$8,762
TransNet - LSI (Cash)	\$1		\$1								\$1
TransNet - LSI Carry Over	\$1,028		\$1,028								\$1,028
Local Funds	\$18,194		\$3,780	\$3,551	\$3,586	\$3,621	\$3,656				\$18,194
TOTAL	\$27,985		\$6,206	\$5,146	\$4,455	\$4,982	\$5,403	\$1,793			\$27,985

PROJECT LAST AMENDED 23-00											
	TOTAL	PRIOR	22/23	23/24	24/25	25/26	26/27	FUTURE	PE	RW	CON
TransNet - LSI	\$7,457		\$1,397	\$1,449	\$1,491	\$1,537	\$1,583				\$7,457
TransNet - LSI (Cash)	\$1		\$1								\$1
TransNet - LSI Carry Over	\$1,028		\$1,028								\$1,028
Local Funds	\$18,194		\$3,780	\$3,551	\$3,586	\$3,621	\$3,656				\$18,194
TOTAL	\$26,680		\$6,206	\$5,000	\$5,077	\$5,158	\$5,239				\$26,680

MPO ID: ESC38		RTIP #:23-05
Project Title:	Pavement Rehabilitation/Reconstruction	TransNet - LSI: CR
Project Description:	various roads - Annual pavement project to rehabilitate existing pavement greater than 1" in depth within one of the city's 8 maintenance zones. Each year, the project rotates to a new zone, and identifies roads in need of rehabilitation or reconstruction.	
Change Reason:	Reduce funding	
Capacity Status:	NCl Exempt Category: Safety - Pavement resurfacing and/or rehabilitation	

Est Total Cost: \$4,794											
	TOTAL	PRIOR	22/23	23/24	24/25	25/26	26/27	FUTURE	PE	RW	CON
TransNet - LSI	\$2,009			\$1,349			\$275	\$385			\$2,009
TransNet - LSI (Cash)	\$3		\$3								\$3
TransNet - LSI Carry Over	\$2,782		\$2,782								\$2,782
TOTAL	\$4,794		\$2,785	\$1,349			\$275	\$385			\$4,794

PROJECT LAST AMENDED 23-00											
	TOTAL	PRIOR	22/23	23/24	24/25	25/26	26/27	FUTURE	PE	RW	CON
TransNet - LSI	\$6,202			\$1,401	\$1,430	\$1,678	\$1,693				\$6,202
TransNet - LSI (Cash)	\$3		\$3								\$3
TransNet - LSI Carry Over	\$2,782		\$2,782								\$2,782
TOTAL	\$8,987		\$2,785	\$1,401	\$1,430	\$1,678	\$1,693				\$8,987

**2023 Regional Transportation Improvement Program
Amendment No. 5
San Diego Region (in \$000s)**

Escondido, City of

MPO ID: ESC39

RTIP #:23-05

Project Title: Traffic Signals TransNet - LSI: CR

Project Description: Various Locations - This project is for traffic signal and intersection improvements Citywide as prioritized in the City's Local Roadway Safety Plan. Grant match funding is provided for a Highway Safety Improvement Program Grant secured for Project #1 in the LRSP that improves 12 of the priority locations. Funding is also programmed within the five-year planning horizon for construction of Projects #2 & #3 in the LRSP and study for further evaluation of Project #5 identified in the LRSP. This project also includes construction of improvements to the traffic signal located at Washington and Rose.

Change Reason: Increase funding

Capacity Status: NCI Exempt Category: All Projects - Intersection signalization projects at individual intersections

Est Total Cost: **\$8,527**

	TOTAL	PRIOR	22/23	23/24	24/25	25/26	26/27	FUTURE	PE	RW	CON
TransNet - LSI	\$5,770		\$1,100	\$170	\$1,500	\$1,500	\$750	\$750			\$5,770
TransNet - LSI Carry Over	\$1,245		\$1,245								\$1,245
Local Funds	\$1,512		\$1,162	\$350							\$1,512
TOTAL	\$8,527		\$3,507	\$520	\$1,500	\$1,500	\$750	\$750			\$8,527

PROJECT LAST AMENDED 23-00

	TOTAL	PRIOR	22/23	23/24	24/25	25/26	26/27	FUTURE	PE	RW	CON
TransNet - LSI	\$2,400		\$1,100	\$650	\$650						\$2,400
TransNet - LSI Carry Over	\$1,245		\$1,245								\$1,245
Local Funds	\$1,512		\$1,162	\$350							\$1,512
TOTAL	\$5,157		\$3,507	\$1,000	\$650						\$5,157

**2023 Regional Transportation Improvement Program
Amendment No. 5
San Diego Region (in \$000s)**

Escondido, City of

MPO ID: ESC50	RTIP #:23-05
Project Title: Lincoln Parkway Median Improvements	RAS (T2-3) TransNet - LSI: CR
Project Description: Lincoln Parkway/Avenue from Garrick Way to Fig Street (.21 miles) - This project updates the Specific Alignment Plan for Lincoln Parkway/Avenue to address the current capacity deficiency and improve safety. Future year programming is projected to complete environmental review, design and construction for widening of Lincoln Parkway/Avenue between Garrick Way and Fig Street. The project is expected to include medians, sidewalks, bike lanes, traffic calming, and improvements to the intersection at Lincoln/Fig St. for this key gateway to the City.	
Change Reason: Increase funding	
Capacity Status:NCI Exempt Category:Safety - Adding medians	

Est Total Cost: \$8,340											
	TOTAL	PRIOR	22/23	23/24	24/25	25/26	26/27	FUTURE	PE	RW	CON
TransNet - LSI	\$0										
Local Funds	\$8,340		\$750	\$250	\$2,424	\$2,624	\$2,292		\$750		\$7,590
TOTAL	\$8,340		\$750	\$250	\$2,424	\$2,624	\$2,292		\$750		\$7,590

PROJECT LAST AMENDED 23-00											
	TOTAL	PRIOR	22/23	23/24	24/25	25/26	26/27	FUTURE	PE	RW	CON
TransNet - LSI	\$707					\$707					\$707
Local Funds	\$6,054		\$750	\$672	\$1,128	\$2,244	\$1,260		\$750		\$5,304
TOTAL	\$6,761		\$750	\$672	\$1,128	\$2,951	\$1,260		\$750		\$6,011

MPO ID: ESC51	RTIP #:23-05
Project Title: Comprehensive Active Transportation Strategy	
Project Description: A Comprehensive Active Transportation Strategy (CATS) evaluates current infrastructure and demand to develop a well-connected active transportation network. This study also includes an update to the Mobility Element of the General Plan. The CATS will evaluate trail, bike lane and sidewalk connectivity to ensure that limited resources are used to improve the highest priority facilities. Funds budgeted in FY25 through FY28 are included as matching funds for grant applications for the highest priority projects identified in the CATS.	
Change Reason: Increase funding, Revise funding between fiscal years	
Capacity Status:NCI Exempt Category:Air Quality - Bicycle and pedestrian facilities	

Est Total Cost: \$3,000											
	TOTAL	PRIOR	22/23	23/24	24/25	25/26	26/27	FUTURE	PE	RW	CON
TransNet - LSI	\$2,500			\$250	\$250	\$500	\$750	\$750	\$250		\$2,250
TransNet - LSI Carry Over	\$500		\$500						\$250		\$250
TOTAL	\$3,000		\$500	\$250	\$250	\$500	\$750	\$750	\$500		\$2,500

PROJECT LAST AMENDED 23-00											
	TOTAL	PRIOR	22/23	23/24	24/25	25/26	26/27	FUTURE	PE	RW	CON
TransNet - LSI	\$1,850			\$250	\$400	\$600	\$600				\$1,850
TransNet - LSI Carry Over	\$500		\$500						\$250		\$250
TOTAL	\$2,350		\$500	\$250	\$400	\$600	\$600		\$250		\$2,100

**2023 Regional Transportation Improvement Program
Amendment No. 5
San Diego Region (in \$000s)**

Escondido, City of

MPO ID: ESC52										RTIP #:23-05	
Project Title: Bear Valley Parkway at Sunset								RAS (T2-3)			
Project Description: Bear Valley Parkway from Encino Drive to Sunset (.5 miles) - Widening of Bear Valley Parkway from the southerly limit of the Wohlford Residential project to Sunset/Ranchito.											
Change Reason: Reduce funding, Revise funding between fiscal years											
Capacity Status:NCI Exempt Category:Other - Engineering studies											
Est Total Cost: \$3,575											
	TOTAL	PRIOR	22/23	23/24	24/25	25/26	26/27	FUTURE	PE	RW	CON
Local Funds	\$3,575		\$575		\$500	\$250	\$500	\$1,750	\$575		\$3,000
TOTAL	\$3,575		\$575		\$500	\$250	\$500	\$1,750	\$575		\$3,000
PROJECT LAST AMENDED 23-00											
	TOTAL	PRIOR	22/23	23/24	24/25	25/26	26/27	FUTURE	PE	RW	CON
Local Funds	\$3,682		\$575	\$1,857	\$1,250				\$2,432		\$1,250
TOTAL	\$3,682		\$575	\$1,857	\$1,250				\$2,432		\$1,250

MPO ID: ESC55										RTIP #:23-05	
Project Title: Midway and E. Valley Drainage Improvements								TransNet - LSI: CR			
Project Description: E Valley Parkway; Midway Drive - Construct a new storm drain system and upsize the existing system to remove structures and roadways from the floodplain. The FEMA floodplain areas along E. Valley Parkway, between Ash and Citrus, and along Midway Drive, between Bear Valley Parkway and Lincoln Ave have been studied to determine necessary improvements. The preliminary drainage study estimates a total cost of \$34.7M. The City is seeking a grant to cover 75% or more of the costs of the project. The funds programmed are intended to serve as grant matching funds.											
Change Reason: Reduce funding											
Capacity Status:NCI Exempt Category:Other - Transportation enhancement activities											
Est Total Cost: \$34,700											
	TOTAL	PRIOR	22/23	23/24	24/25	25/26	26/27	FUTURE	PE	RW	CON
TransNet - LSI	\$2,200		\$2,200						\$2,200		\$2,150
Local Funds	\$803		\$803						\$803		\$3,694
TOTAL	\$3,003		\$3,003						\$3,003		\$5,844
PROJECT LAST AMENDED 23-00											
	TOTAL	PRIOR	22/23	23/24	24/25	25/26	26/27	FUTURE	PE	RW	CON
TransNet - LSI	\$4,350		\$2,200	\$1,150	\$1,000				\$2,200		\$2,150
Local Funds	\$4,497		\$803	\$784	\$779	\$1,070	\$1,061		\$803		\$3,694
TOTAL	\$8,847		\$3,003	\$1,934	\$1,779	\$1,070	\$1,061		\$3,003		\$5,844

**2023 Regional Transportation Improvement Program
Amendment No. 5
San Diego Region (in \$000s)**

Escondido, City of

MPO ID: ESC56										RTIP #:23-05	
Project Title: Escondido Creek Trail Project											
Project Description: Improvements to approximately 4.5 miles of the Escondido Creek Trail (between Harmony Grove Road and Midway Drive). Work to include resurfacing, striping, landscaping, fencing, and lighting.											
Change Reason: Increase funding											
Capacity Status:NCI Exempt Category:Air Quality - Bicycle and pedestrian facilities											
Est Total Cost: \$13,128											
	TOTAL	PRIOR	22/23	23/24	24/25	25/26	26/27	FUTURE	PE	RW	CON
TransNet - LSI	\$900		\$260	\$320	\$320						\$900
TransNet - LSI Carry Over	\$2,368		\$2,368								\$2,368
TOTAL	\$3,268		\$2,628	\$320	\$320						\$3,268

* Additional funding provide by California Coastal Conservancy Grant of \$8.5 M and \$1M ARPA funds

PROJECT LAST AMENDED 23-00											
	TOTAL	PRIOR	22/23	23/24	24/25	25/26	26/27	FUTURE	PE	RW	CON
TransNet - LSI	\$260		\$260								\$260
TransNet - LSI Carry Over	\$2,368		\$2,368								\$2,368
TOTAL	\$2,628		\$2,628								\$2,628

MPO ID: ESC57										RTIP #:23-05	
Project Title: South Escondido Access Improvement Project											
Project Description: Intersection at Centre City Parkway and Brotherton Road - Centre City Parkway at Brotherton Road - Install a new traffic signal and ADA-compliant improvements; frontage streets S. Centre City Parkway and S. Escondido Boulevard to be included in the design. Project to include landscape and hardscape improvements. Centre City Parkway at S. Escondido Boulevard - Restrict left turns from S. Escondido Boulevard and install new ADA-compliant improvements.											
Change Reason: New Project											
Capacity Status:NCI Exempt Category:All Projects - Intersection signalization projects at individual intersections											
Est Total Cost: \$1,925											
	TOTAL	PRIOR	22/23	23/24	24/25	25/26	26/27	FUTURE	PE	RW	CON
Federal Disc.-CPF-HwyInfra	\$1,400			\$1,400							\$1,400
Local Funds	\$525		\$350	\$175					\$350		\$175
TOTAL	\$1,925		\$350	\$1,575					\$350		\$1,575

**2023 Regional Transportation Improvement Program
Amendment No. 5
San Diego Region (in \$000s)**

Escondido, City of

MPO ID: ESC58		RTIP #:23-05
Project Title:	Escondido Creek Drainage Capacity Upgrades	<i>TransNet</i> - LSI: CR
Project Description:	various roads - This project upgrades the drainage system to improve over six miles of deficient capacity storm drains to alleviate localized flooding and improve safety as identified in the City's Master Drainage Facility Plan.	
Change Reason:	New Project	
	Capacity Status:NCI	Exempt Category:Safety - Hazard elimination program

Est Total Cost: \$7,680											
	TOTAL	PRIOR	22/23	23/24	24/25	25/26	26/27	FUTURE	PE	RW	CON
<i>TransNet</i> - LSI	\$7,680			\$480	\$1,800	\$1,800	\$1,800	\$1,800	\$480		\$7,200
TOTAL	\$7,680			\$480	\$1,800	\$1,800	\$1,800	\$1,800	\$480		\$7,200

Draft

**2023 Regional Transportation Improvement Program
Amendment No. 5
San Diego Region (in \$000s)**

Imperial Beach, City of

MPO ID: IB02		RTIP #:23-05									
Project Title:	Street Maintenance Operations								TransNet - LSI: Maint		
Project Description:	Various locations - preventative maintenance - slurry seals and localized pavement repairs										
Change Reason:	Reduce funding										
Capacity Status:	NCI Exempt Category: Safety - Pavement resurfacing and/or rehabilitation										
Est Total Cost: \$6,133											
	TOTAL	PRIOR	22/23	23/24	24/25	25/26	26/27	FUTURE	PE	RW	CON
TransNet - L	\$1,655	\$1,655									\$1,655
TransNet - LSI	\$3,860	\$2,637	\$190	\$165	\$267	\$296	\$305				\$3,860
TransNet - LSI Carry Over	\$618	\$507	\$111								\$618
TOTAL	\$6,133	\$4,799	\$301	\$165	\$267	\$296	\$305				\$6,133
PROJECT LAST AMENDED 23-00											
	TOTAL	PRIOR	22/23	23/24	24/25	25/26	26/27	FUTURE	PE	RW	CON
TransNet - L	\$1,655	\$1,655									\$1,655
TransNet - LSI	\$4,026	\$2,637	\$190	\$203	\$307	\$339	\$350				\$4,026
TransNet - LSI Carry Over	\$618	\$507	\$111								\$618
TOTAL	\$6,299	\$4,799	\$301	\$203	\$307	\$339	\$350				\$6,299

MPO ID: IB12		RTIP #:23-05									
Project Title:	Major Street Improvements								TransNet - LSI: CR		
Project Description:	Various Locations - work includes but not limited to overlay greater than 1", new sidewalks, curbs and gutters, ramps, and storm drain										
Change Reason:	Reduce funding										
Capacity Status:	NCI Exempt Category: Safety - Pavement resurfacing and/or rehabilitation										
Est Total Cost: \$9,229											
	TOTAL	PRIOR	22/23	23/24	24/25	25/26	26/27	FUTURE	PE	RW	CON
TransNet - L (Cash)	\$200	\$200									\$200
TransNet - LSI	\$6,682	\$4,117	\$383	\$158	\$623	\$692	\$711		\$1,700		\$4,982
TransNet - LSI Carry Over	\$2,347	\$2,088	\$259						\$854		\$1,493
TOTAL	\$9,229	\$6,405	\$642	\$158	\$623	\$692	\$711		\$2,554		\$6,675
PROJECT LAST AMENDED 23-00											
	TOTAL	PRIOR	22/23	23/24	24/25	25/26	26/27	FUTURE	PE	RW	CON
TransNet - L (Cash)	\$200	\$200									\$200
TransNet - LSI	\$7,070	\$4,117	\$383	\$247	\$716	\$790	\$816		\$1,739		\$5,331
TransNet - LSI Carry Over	\$2,347	\$2,088	\$259						\$854		\$1,493
TOTAL	\$9,617	\$6,405	\$642	\$247	\$716	\$790	\$816		\$2,593		\$7,024

**2023 Regional Transportation Improvement Program
Amendment No. 5
San Diego Region (in \$000s)**

La Mesa, City of

MPO ID: LAM17		RTIP #:23-05
Project Title:	Street Construction (CR)	<i>TransNet - LSI: CR</i>
Project Description:	Resurfacing Projects Citywide - rehabilitate pavement of identified priority streets that are in poor condition and in need of major reconstruction including removal of existing pavement greater than 1" in depth, and construction of new structural pavement to provide a smooth travel surface	
Change Reason:	Reduce funding	
Capacity Status:NCI		Exempt Category:Safety - Pavement resurfacing and/or rehabilitation

Est Total Cost: **\$4,660**

	TOTAL	PRIOR	22/23	23/24	24/25	25/26	26/27	FUTURE	PE	RW	CON
<i>TransNet - CP</i>	\$2,500	\$2,500							\$150		\$2,350
<i>TransNet - L</i>	\$1,100	\$1,100							\$100		\$1,000
<i>TransNet - LSI</i>	\$665	\$668	\$(3)						\$80		\$585
<i>TransNet - LSI Carry Over</i>	\$392	\$392									\$392
TOTAL	\$4,657	\$4,660	\$(3)						\$330		\$4,327

PROJECT LAST AMENDED 14-30

	TOTAL	PRIOR	22/23	23/24	24/25	25/26	26/27	FUTURE	PE	RW	CON
<i>TransNet - CP</i>	\$2,500	\$2,500							\$150		\$2,350
<i>TransNet - L</i>	\$1,100	\$1,100							\$100		\$1,000
<i>TransNet - LSI</i>	\$668	\$668							\$80		\$588
<i>TransNet - LSI Carry Over</i>	\$392	\$392									\$392
TOTAL	\$4,660	\$4,660							\$330		\$4,330

MPO ID: LAM40		RTIP #:23-05
Project Title:	Street Reconstruction (CR)	<i>TransNet - LSI: CR</i>
Project Description:	In La Mesa, various locations citywide - street reconstruction including construction of a new structural pavement surface greater than 1" in depth, to provide a smooth travel surface	
Change Reason:	Increase funding	
Capacity Status:NCI		Exempt Category:Safety - Pavement resurfacing and/or rehabilitation

Est Total Cost: **\$2,934**

	TOTAL	PRIOR	22/23	23/24	24/25	25/26	26/27	FUTURE	PE	RW	CON
<i>TransNet - LSI</i>	\$2,714		\$164	\$450	\$700	\$700	\$700				\$2,714
<i>TransNet - LSI Carry Over</i>	\$220		\$220								\$220
TOTAL	\$2,934		\$384	\$450	\$700	\$700	\$700				\$2,934

PROJECT LAST AMENDED 23-01

	TOTAL	PRIOR	22/23	23/24	24/25	25/26	26/27	FUTURE	PE	RW	CON
<i>TransNet - LSI</i>	\$2,714		\$164	\$450	\$700	\$700	\$700				\$2,714
<i>TransNet - LSI Carry Over</i>	\$217		\$217								\$217
TOTAL	\$2,931		\$381	\$450	\$700	\$700	\$700				\$2,931

**2023 Regional Transportation Improvement Program
Amendment No. 5
San Diego Region (in \$000s)**

North County Transit District

MPO ID: NCTD02	RTIP #:23-05
Project Title: Preventive Maintenance	
Project Description: NCTD service area - This project funds preventive maintenance for the District bus fixed route, paratransit, rail, facilities, maintenance of way and signals.	
Change Reason: Reduce funding	
Capacity Status: NCI	Exempt Category: Mass Transit - Transit operating assistance

Est Total Cost: **\$227,786**

	TOTAL	PRIOR	22/23	23/24	24/25	25/26	26/27	FUTURE	PE	RW	CON
FTA 5307	\$119,993		\$22,491	\$20,039	\$21,070	\$27,905	\$28,489		\$119,993		
FTA 5337	\$73,475		\$1,398	\$15,084	\$17,667	\$19,505	\$19,821		\$73,475		
SB1 - SGR	\$9,124		\$1,826	\$1,824	\$1,824	\$1,824	\$1,824		\$9,124		
SB1 - SRA Commuter	\$8,443				\$643	\$3,900	\$3,900		\$8,443		
SB1 - TIRCP	\$765		\$765						\$765		
State Cash	\$1,979					\$414	\$1,566		\$1,979		
TDA	\$14,007			\$4,148	\$6,313	\$3,546			\$14,007		
TOTAL	\$227,786		\$26,480	\$41,095	\$47,517	\$57,094	\$55,600		\$227,786		

PROJECT LAST AMENDED 23-03

	TOTAL	PRIOR	22/23	23/24	24/25	25/26	26/27	FUTURE	PE	RW	CON
FTA 5307	\$121,976		\$24,473	\$20,039	\$21,070	\$27,905	\$28,489		\$121,976		
FTA 5337	\$79,061		\$6,984	\$15,084	\$17,667	\$19,505	\$19,821		\$79,061		
SB1 - SGR	\$9,124		\$1,826	\$1,824	\$1,824	\$1,824	\$1,824		\$9,124		
SB1 - SRA Commuter	\$8,443				\$643	\$3,900	\$3,900		\$8,443		
SB1 - TIRCP	\$765		\$765						\$765		
State Cash	\$1,979					\$414	\$1,566		\$1,979		
TDA	\$15,899			\$6,040	\$6,313	\$3,546			\$15,899		
TOTAL	\$237,247		\$34,048	\$42,987	\$47,517	\$57,094	\$55,600		\$237,247		

**2023 Regional Transportation Improvement Program
Amendment No. 5
San Diego Region (in \$000s)**

North County Transit District

MPO ID: NCTD05		RTIP #:23-05
Project Title:	Bus Revenue Vehicle Purchases & Related Equipment	
Project Description:	<p>NCTD service area - This project funds the programmatic replacement of fixed route buses that have reached the end of their service life, and the programmatic rebuild of fixed route buses engines and transmissions. The twenty-two (22) non-revenue vehicle purchase includes: Five (5) standard cab trucks with service body, One (1) stake bed standard cab truck, One (1) shop truck with combination body and lift gate, One (1) crew cab four-wheel drive truck, Two (2) extended cab, service body, four-wheel drive trucks, Six (6) standard SUVs, Six (6) four-wheel drive, small SUVs. The eight (8) Hydrogen Fuel Cell Electric Bus purchase includes: Eight (8) New Flyer Xcelsior CHARGE H2 40 foot, 37 passenger, hydrogen fuel cell electric buses.</p>	
Change Reason:	Delete fund source, Reduce funding	
Capacity Status:	NCI Exempt Category: Mass Transit - Purchase new buses and rail cars to replace existing vehicles or minor expansions of fleet	

Est Total Cost: \$122,864											
	TOTAL	PRIOR	22/23	23/24	24/25	25/26	26/27	FUTURE	PE	RW	CON
TransNet - MC	\$1,509	\$1,509									\$1,509
TransNet - Transit (Cash)	\$1,155	\$1,155									\$1,155
FTA 5307	\$49,104	\$49,104									\$49,104
FTA 5309 (Bus)	\$4,622	\$4,622									\$4,622
FTA 5311	\$2,036	\$2,036									\$2,036
FTA 5339	\$15,626	\$8,478	\$5,270	\$470	\$470	\$470	\$470				\$15,626
FTA Funds - AR-5311	\$578	\$578									\$578
Other State - LCTOP	\$15,124	\$5,220	\$1,200	\$2,901	\$2,901	\$2,901					\$15,124
SB1 - SGR	\$1,604	\$1,604									\$1,604
STA	\$3,237	\$2,650	\$117	\$117	\$117	\$117	\$117				\$3,237
TCRP	\$7,700	\$7,700									\$7,700
Local Funds	\$13,060	\$13,060									\$13,060
TDA	\$7,509	\$7,509									\$7,509
TOTAL	\$122,864	\$105,225	\$6,587	\$3,488	\$3,488	\$3,488	\$587				\$122,864

PROJECT LAST AMENDED 23-03											
	TOTAL	PRIOR	22/23	23/24	24/25	25/26	26/27	FUTURE	PE	RW	CON
TransNet - MC	\$1,509	\$1,509									\$1,509
TransNet - Transit (Cash)	\$1,155	\$1,155									\$1,155
FTA 5307	\$49,104	\$49,104									\$49,104
FTA 5309 (Bus)	\$4,622	\$4,622									\$4,622
FTA 5311	\$2,036	\$2,036									\$2,036
FTA 5339	\$15,626	\$8,478	\$5,270	\$470	\$470	\$470	\$470				\$15,626
FTA Funds - AR-5311	\$578	\$578									\$578
Other State - LCTOP	\$15,124	\$5,220	\$1,200	\$2,901	\$2,901	\$2,901					\$15,124
SB1 - SGR	\$1,604	\$1,604									\$1,604
STA	\$3,237	\$2,650	\$117	\$117	\$117	\$117	\$117				\$3,237
TCRP	\$7,700	\$7,700									\$7,700
Local Funds	\$13,060	\$13,060									\$13,060
TDA	\$7,865	\$7,509		\$356							\$7,865
TOTAL	\$123,220	\$105,225	\$6,587	\$3,844	\$3,488	\$3,488	\$587				\$123,220

**2023 Regional Transportation Improvement Program
Amendment No. 5
San Diego Region (in \$000s)**

North County Transit District

MPO ID: NCTD06	RTIP #:23-05
Project Title: Bus/Rail Support Equipment & Facilities	
Project Description: NCTD service area - This project funds District state of good repair projects, including the repair, replacement and upgrade of fixed route and rail operations facilities and equipment, including information technology and fare revenue equipment	
Change Reason: Increase funding	
Capacity Status: NCI	Exempt Category: Mass Transit - Purchase of office, shop and operating equipment for existing facilities

Est Total Cost: **\$97,037**

	TOTAL	PRIOR	22/23	23/24	24/25	25/26	26/27	FUTURE	PE	RW	CON
FTA 5307	\$36,848	\$33,112	\$3,736								\$36,848
FTA 5309 (Bus)	\$332	\$332									\$332
FTA 5337	\$16,301	\$11,466	\$4,798	\$37							\$16,301
FTA 5339	\$11,340	\$4,327	\$1,364	\$1,383	\$1,402	\$1,422	\$1,442				\$11,340
Federal Disc. - CPF-TransInfra	\$1,718		\$1,718								\$1,718
Transit Security (TSGP)	\$1,538	\$1,538									\$1,538
SB1 - TIRCP	\$4,292		\$130		\$1,363	\$1,400	\$1,400				\$4,292
STA	\$8,595	\$3,784	\$1,285	\$2,474	\$346	\$351	\$355				\$8,595
Local Funds	\$10,049	\$10,049									\$10,049
TDA	\$6,024	\$6,000	\$24								\$6,024
TOTAL	\$97,037	\$70,608	\$13,055	\$3,894	\$3,111	\$3,173	\$3,197				\$97,037

PROJECT LAST AMENDED 23-03

	TOTAL	PRIOR	22/23	23/24	24/25	25/26	26/27	FUTURE	PE	RW	CON
FTA 5307	\$35,185	\$33,112	\$2,073								\$35,185
FTA 5309 (Bus)	\$332	\$332									\$332
FTA 5337	\$16,700	\$11,466	\$5,196	\$37							\$16,700
FTA 5339	\$11,395	\$4,327	\$1,419	\$1,383	\$1,402	\$1,422	\$1,442				\$11,395
Federal Disc.- CPF-TransInfra	\$1,718		\$1,718								\$1,718
Transit Security (TSGP)	\$1,538	\$1,538									\$1,538
SB1 - TIRCP	\$4,292		\$130		\$1,363	\$1,400	\$1,400				\$4,292
STA	\$8,199	\$3,784	\$1,285	\$2,078	\$346	\$351	\$355				\$8,199
Local Funds	\$10,049	\$10,049									\$10,049
TDA	\$6,024	\$6,000	\$24								\$6,024
TOTAL	\$95,432	\$70,608	\$11,845	\$3,498	\$3,111	\$3,173	\$3,197				\$95,432

**2023 Regional Transportation Improvement Program
Amendment No. 5
San Diego Region (in \$000s)**

North County Transit District

MPO ID: NCTD18	RTIP #:23-05
Project Title: Rail-Right-of-Way State of Good Repair & Improvements Project Description: NCTD service area - This project funds various District state of good repair projects and programs for the rail right of way, grade crossing replacement, right-of-way (ROW) drainage improvement, and programmatic replacement of rail ties and rail grinding. This project also funds the bridge replacement projects for BR.257.2, BR 207.6, BR 207.8 and BR 209.9 Change Reason: Add new funding source, Increase funding Capacity Status:NCI Exempt Category:Mass Transit - Track rehabilitation in existing right of way	

Est Total Cost: **\$30,641**

	TOTAL	PRIOR	22/23	23/24	24/25	25/26	26/27	FUTURE	PE	RW	CON
FTA 5337	\$9,111		\$6,311	\$2,400	\$400						\$9,111
Federal Disc. - CPF - Transit Infra	\$7,000			\$7,000							\$7,000
SB1 - TIRCP	\$12,656		\$2,905	\$3,982	\$2,608	\$2,157	\$1,005				\$12,656
STA	\$1,874		\$44	\$1,830							\$1,874
TOTAL	\$30,641		\$9,260	\$15,212	\$3,008	\$2,157	\$1,005				\$30,641

PROJECT LAST AMENDED 23-03

	TOTAL	PRIOR	22/23	23/24	24/25	25/26	26/27	FUTURE	PE	RW	CON
FTA 5337	\$9,791		\$6,991	\$2,400	\$400						\$9,791
SB1 - TIRCP	\$12,656		\$2,905	\$3,982	\$2,608	\$2,157	\$1,005				\$12,656
STA	\$1,794		\$44	\$1,750							\$1,794
TOTAL	\$24,241		\$9,940	\$8,132	\$3,008	\$2,157	\$1,005				\$24,241

**2023 Regional Transportation Improvement Program
Amendment No. 5
San Diego Region (in \$000s)**

North County Transit District

MPO ID: NCTD20	RTIP #:23-05
Project Title: Rail Vehicles & Related Equipment Project Description: NCTD service area - This project funds the District state of good repair projects and programs replacing, repairing and rehabilitating the District COASTER and SPRINTER rail fleets, which includes the purchase of replacement locomotives, and Diesel Multiple Unit (DMU) rehabilitation and component overhauls. Change Reason: Increase funding Capacity Status:NCI Exempt Category:Mass Transit - Purchase new buses and rail cars to replace existing vehicles or minor expansions of fleet	

Est Total Cost: **\$37,181**

	TOTAL	PRIOR	22/23	23/24	24/25	25/26	26/27	FUTURE	PE	RW	CON
TransNet - MC	\$13,100			\$13,100							\$13,100
FTA 5337	\$8,578		\$6,082	\$1,368	\$1,128						\$8,578
SB1 - SRA Commuter	\$10,757		\$3,800	\$3,800	\$3,157						\$10,757
STA	\$4,746		\$2,602	\$1,520	\$342	\$282					\$4,746
TOTAL	\$37,181		\$12,484	\$19,788	\$4,627	\$282					\$37,181

PROJECT LAST AMENDED 23-03

	TOTAL	PRIOR	22/23	23/24	24/25	25/26	26/27	FUTURE	PE	RW	CON
TransNet - MC	\$13,100			\$13,100							\$13,100
FTA 5337	\$2,914		\$418	\$1,368	\$1,128						\$2,914
SB1 - SRA Commuter	\$10,757		\$3,800	\$3,800	\$3,157						\$10,757
STA	\$3,330		\$2,602	\$104	\$342	\$282					\$3,330
TOTAL	\$30,101		\$6,820	\$18,372	\$4,627	\$282					\$30,101

**2023 Regional Transportation Improvement Program
Amendment No. 5
San Diego Region (in \$000s)**

North County Transit District

MPO ID: NCTD34	RTIP #:23-05
Project Title: Transit Service Operating Support	
Project Description: NCTD service area - This project funds operating costs for existing fixed route and rail transit service, including rural services.	
Change Reason: Increase funding	
Capacity Status:NCI Exempt Category:Mass Transit - Transit operating assistance	

Est Total Cost: \$518,712											
	TOTAL	PRIOR	22/23	23/24	24/25	25/26	26/27	FUTURE	PE	RW	CON
TransNet - BRT/Rail Ops	\$31,859		\$7,305	\$5,865	\$6,057	\$6,235	\$6,397		\$31,859		
TransNet - TSI	\$68,335		\$16,416	\$16,704	\$17,308	\$17,907			\$68,335		
TransNet - Transit	\$18,471						\$18,471		\$18,471		
FTA 5311	\$2,441		\$488	\$488	\$488	\$488	\$488		\$2,441		
Other State - LCTOP	\$2,901						\$2,901		\$2,901		
STA	\$137,913		\$8,030	\$5,146	\$10,283	\$103,838	\$10,616		\$137,913		
TDA	\$256,792		\$49,848	\$48,568	\$48,063	\$52,584	\$57,729		\$256,792		
TOTAL	\$518,712		\$82,087	\$76,771	\$82,199	\$181,052	\$96,602		\$518,712		

PROJECT LAST AMENDED 23-03											
	TOTAL	PRIOR	22/23	23/24	24/25	25/26	26/27	FUTURE	PE	RW	CON
TransNet - BRT/Rail Ops	\$31,859		\$7,305	\$5,865	\$6,057	\$6,235	\$6,397		\$31,859		
TransNet - TSI	\$68,335		\$16,416	\$16,704	\$17,308	\$17,907			\$68,335		
TransNet - Transit	\$18,471						\$18,471		\$18,471		
FTA 5311	\$2,441		\$488	\$488	\$488	\$488	\$488		\$2,441		
Other State - LCTOP	\$2,901						\$2,901		\$2,901		
STA	\$139,805		\$8,030	\$7,038	\$10,283	\$103,838	\$10,616		\$139,805		
TDA	\$254,544		\$49,848	\$46,320	\$48,063	\$52,584	\$57,729		\$254,544		
TOTAL	\$518,356		\$82,087	\$76,415	\$82,199	\$181,052	\$96,602		\$518,356		

**2023 Regional Transportation Improvement Program
Amendment No. 5
San Diego Region (in \$000s)**

North County Transit District

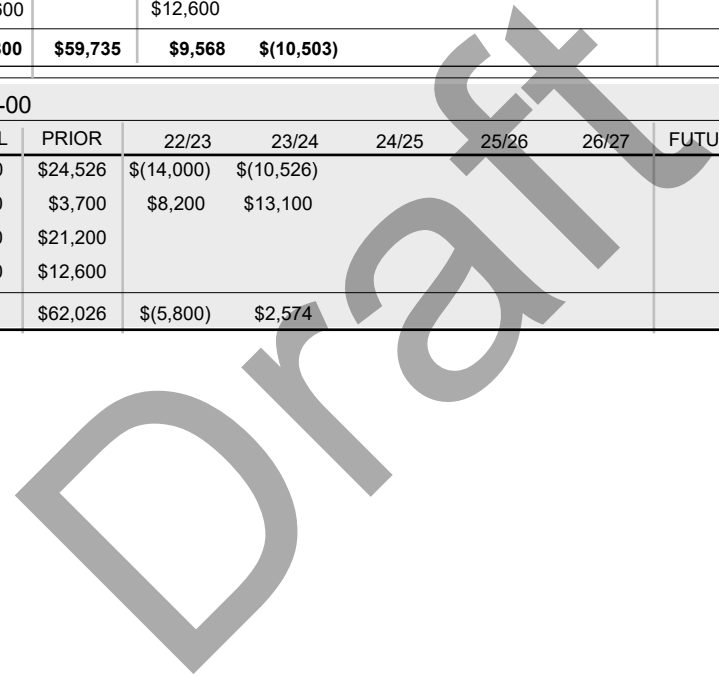
MPO ID: SAN260		RTIP #:23-05
Project Title:	COASTER Train Sets	RTP REF: TL06 (2021) SANDAG ID: 1239820
Project Description:	In the San Diego Region along the COASTER Corridor - Two additional train sets to provide more frequent commuter rail service, including 30-minute peak period service Toll Credits will be used to match federal funds for the CON phase	
Change Reason:	Revise funding between fiscal years	
Capacity Status:	CI	Exempt Category: Non-Exempt

Est Total Cost: **\$58,800** Open to Traffic: May 2024

	TOTAL	PRIOR	22/23	23/24	24/25	25/26	26/27	FUTURE	PE	RW	CON
<i>TransNet - CP</i>	\$0	\$24,526	\$(14,000)	\$(10,526)							
<i>TransNet - MC</i>	\$25,000	\$14,009	\$10,968	\$23							\$25,000
SB1 - LPP Formula	\$21,200	\$21,200									\$21,200
TDA	\$12,600		\$12,600								\$12,600
TOTAL	\$58,800	\$59,735	\$9,568	\$(10,503)							\$58,800

PROJECT LAST AMENDED 23-00

	TOTAL	PRIOR	22/23	23/24	24/25	25/26	26/27	FUTURE	PE	RW	CON
<i>TransNet - CP</i>	\$0	\$24,526	\$(14,000)	\$(10,526)							
<i>TransNet - MC</i>	\$25,000	\$3,700	\$8,200	\$13,100							\$25,000
SB1 - LPP Formula	\$21,200	\$21,200									\$21,200
TDA	\$12,600	\$12,600									\$12,600
TOTAL	\$58,800	\$62,026	\$(5,800)	\$2,574							\$58,800



**2023 Regional Transportation Improvement Program
Amendment No. 5
San Diego Region (in \$000s)**

San Diego Association of Governments

MPO ID: SAN11A										RTIP #:23-05	
Project Title: Regional Rideshare Program							RTP REF: A-72 (2021)				
Project Description: Countywide - component of overall regional Transportation Demand Management. Toll Credits will be used to match federal funds for the CON phase							SANDAG ID: 3310703, 3310704, 3310711, 3505000, 3501001				
Change Reason: Increase funding											
Capacity Status:NCI							Exempt Category:Air Quality - Ride-sharing and van-pooling program				
Est Total Cost: \$46,253											
	TOTAL	PRIOR	22/23	23/24	24/25	25/26	26/27	FUTURE	PE	RW	CON
CMAQ	\$44,753		\$12,753	\$7,000	\$7,000	\$9,000	\$9,000				\$44,753
Local Funds	\$1,500		\$1,500								\$1,500
TOTAL	\$46,253		\$14,253	\$7,000	\$7,000	\$9,000	\$9,000				\$46,253
PROJECT LAST AMENDED 23-00											
	TOTAL	PRIOR	22/23	23/24	24/25	25/26	26/27	FUTURE	PE	RW	CON
CMAQ	\$35,000		\$7,000	\$7,000	\$7,000	\$7,000	\$7,000				\$35,000
TOTAL	\$35,000		\$7,000	\$7,000	\$7,000	\$7,000	\$7,000				\$35,000

MPO ID: SAN13										RTIP #:23-05	
Project Title: Joint Transit Operations Center							SANDAG ID: 1142600				
Project Description: Regionwide - operations facility/control center to coordinate and integrate several Intelligent Transportation System (ITS) deployments; part of ITS regional architecture							EARMARK NO: E2008-BUSP-0111				
Change Reason: Revise funding between fiscal years											
Capacity Status:NCI							Exempt Category:Mass Transit - Construction or renovation of power, signal, and communications systems				
Est Total Cost: \$2,085											
	TOTAL	PRIOR	22/23	23/24	24/25	25/26	26/27	FUTURE	PE	RW	CON
TransNet - H	\$0										
FTA 5309 (Bus)	\$1,668	\$1,668									\$1,668
Loc Funds - Toll Funds	\$417	\$112	\$200	\$70	\$35				\$4		\$413
TOTAL	\$2,085	\$1,780	\$200	\$70	\$35				\$4		\$2,081
PROJECT LAST AMENDED 23-00											
	TOTAL	PRIOR	22/23	23/24	24/25	25/26	26/27	FUTURE	PE	RW	CON
TransNet - H	\$1	\$1									\$1
FTA 5309 (Bus)	\$1,668	\$1,668									\$1,668
Loc Funds - Toll Funds	\$417	\$156	\$181	\$80					\$4		\$413
TOTAL	\$2,086	\$1,825	\$181	\$80					\$4		\$2,082

**2023 Regional Transportation Improvement Program
Amendment No. 5
San Diego Region (in \$000s)**

San Diego Association of Governments

MPO ID: SAN26C		RTIP #:23-05
Project Title:	SR 15 Bus Rapid Transit (BRT) Mid-City Centerline Stations	RTP REF: A-20
Project Description:	On SR 15 at University Avenue and El Cajon Boulevard. - construct two new BRT transit stations in the median of SR-15	SANDAG ID: 1201507
Change Reason:	Revise funding between fiscal years	
Capacity Status:	CI	Exempt Category: Non-Exempt

Est Total Cost: **\$62,615** Open to Traffic: Feb 2018

	TOTAL	PRIOR	22/23	23/24	24/25	25/26	26/27	FUTURE	PE	RW	CON
TransNet - MC	\$39,465	\$38,523	\$350	\$592					\$8,070	\$48	\$31,347
CMAQ	\$21,428	\$21,428									\$21,428
FTA 5307	\$1,722	\$1,722							\$761		\$961
TOTAL	\$62,615	\$61,673	\$350	\$592					\$8,831	\$48	\$53,736

PROJECT LAST AMENDED 23-00

	TOTAL	PRIOR	22/23	23/24	24/25	25/26	26/27	FUTURE	PE	RW	CON
TransNet - MC	\$39,465	\$38,854	\$611						\$8,056	\$48	\$31,361
CMAQ	\$21,428	\$21,428									\$21,428
FTA 5307	\$1,722	\$1,722							\$761		\$961
TOTAL	\$62,615	\$62,004	\$611						\$8,817	\$48	\$53,750

Draft

**2023 Regional Transportation Improvement Program
Amendment No. 5
San Diego Region (in \$000s)**

San Diego Association of Governments

MPO ID: SAN27		RTIP #:23-05
Project Title:	San Ysidro Intermodal Freight Facility/South Line Rail	RTP REF: A-5
Project Description:	On trolley system from Palomar Street station to San Ysidro station - SD&AE freight facility and South Line Mainline in San Ysidro - expansion of freight yard including adding storage racks and construction of truck-loading staging area; upgrading of freight railway including crossovers and signals	SANDAG ID: 1300601, 1300602
Change Reason:	Increase funding	
Capacity Status:NCI Exempt Category:Mass Transit - Track rehabilitation in existing right of way		

Est Total Cost: **\$87,866**

	TOTAL	PRIOR	22/23	23/24	24/25	25/26	26/27	FUTURE	PE	RW	CON
TransNet - Border	\$12,648	\$11,977	\$671						\$3,537	\$398	\$8,713
TransNet - MC	\$113	\$113									\$113
CBI	\$600	\$600							\$600		
DEMO - TEA 21	\$8,996	\$8,996							\$3,232	\$2,105	\$3,659
Prop 1B - TCIF	\$65,433	\$65,433									\$65,433
Local Funds	\$76	\$76									\$76
TOTAL	\$87,866	\$87,195	\$671						\$7,369	\$2,503	\$77,994

* \$1.2M of federal DEMO funds included in OWP 34200; \$390K contribution from Chula Vista included in CHV60

PROJECT LAST AMENDED 21-30

	TOTAL	PRIOR	22/23	23/24	24/25	25/26	26/27	FUTURE	PE	RW	CON
TransNet - Border	\$11,977	\$11,977							\$3,537	\$398	\$8,042
TransNet - MC	\$113	\$113									\$113
CBI	\$600	\$600							\$600		
DEMO - TEA 21	\$8,996	\$8,996							\$3,232	\$2,105	\$3,659
Prop 1B - TCIF	\$65,433	\$65,433									\$65,433
Local Funds	\$76	\$76									\$76
TOTAL	\$87,195	\$87,195							\$7,369	\$2,503	\$77,323

**2023 Regional Transportation Improvement Program
Amendment No. 5
San Diego Region (in \$000s)**

San Diego Association of Governments

MPO ID: SAN29		RTIP #:23-05
Project Title:	Sorrento to Miramar Double Track/Realign	EA NO: R690SA
Project Description:	Phase 1: Control Point (CP) Pines (Mile Post (MP) 249.8) to CP Miramar (MP 251)Phase 2: CP Miramar (MP 251) to CP Cumbres (MP 252.9) - realign curve and construct second main track; fully funds PE and design for both Phase 1 and Phase 2; construction for Phase 1 only	PPNO: 7301 RTP REF: T-3 (2021) SANDAG ID: 1239801, 1239812
Change Reason:	Increase funding	
	Capacity Status:NCI	Exempt Category:Mass Transit - Track rehabilitation in existing right of way

Est Total Cost: \$74,913

	TOTAL	PRIOR	22/23	23/24	24/25	25/26	26/27	FUTURE	PE	RW	CON
TransNet - MC	\$43,591	\$38,419	\$2,263	\$2,846	\$63				\$7,326	\$7,804	\$28,461
Fed Rail Admin (FRA-PRIIA)	\$3,102	\$3,102							\$3,102		
Prop 1B - TCIF	\$10,800	\$10,800									\$10,800
SB1 - LPP Formula	\$1,720	\$1,720							\$1,720		
SB1 - TCEP	\$10,500	\$10,500								\$10,500	
STIP-IIP PTA	\$3,900	\$3,900							\$3,900		
STIP-IIP State Cash	\$1,300	\$1,300							\$1,300		
TOTAL	\$74,913	\$69,741	\$2,263	\$2,846	\$63				\$17,348	\$18,304	\$39,261

PROJECT LAST AMENDED 23-01

	TOTAL	PRIOR	22/23	23/24	24/25	25/26	26/27	FUTURE	PE	RW	CON
TransNet - MC	\$43,045	\$38,419	\$3,460	\$1,166					\$7,263	\$7,321	\$28,461
Fed Rail Admin (FRA-PRIIA)	\$3,102	\$3,102							\$3,102		
Prop 1B - TCIF	\$10,800	\$10,800									\$10,800
SB1 - LPP Formula	\$1,720	\$1,720							\$1,720		
SB1 - TCEP	\$10,500	\$10,500								\$10,500	
STIP-IIP PTA	\$3,900	\$3,900							\$3,900		
STIP-IIP State Cash	\$1,300	\$1,300							\$1,300		
TOTAL	\$74,367	\$69,741	\$3,460	\$1,166					\$17,285	\$17,821	\$39,261

**2023 Regional Transportation Improvement Program
Amendment No. 5
San Diego Region (in \$000s)**

San Diego Association of Governments

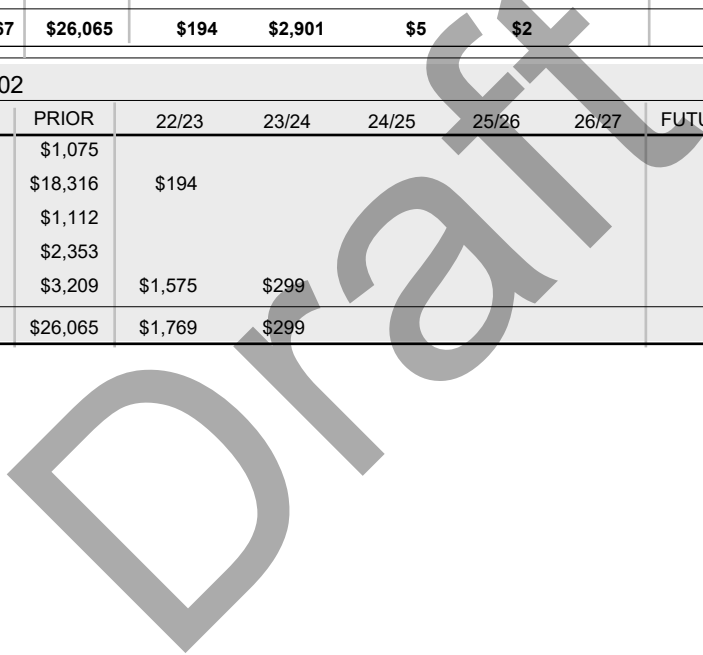
MPO ID: SAN36		RTIP #:23-05
Project Title:	Bus/Rail Signal & Communications Equipment	RTP REF: A-70 (2021)
Project Description:	Countywide - bid display module, dispatch software, fixed guideway electrification/power distribution projects such as catenary replacement, Feeder Cable, SCADA, DC Breaker Replacement	SANDAG ID: 1129200, 1145100, 1144000
Change Reason:	Increase funding	
	Capacity Status:NCI	Exempt Category:Mass Transit - Track rehabilitation in existing right of way

Est Total Cost: **\$29,167**

	TOTAL	PRIOR	22/23	23/24	24/25	25/26	26/27	FUTURE	PE	RW	CON
TransNet - MC	\$1,075	\$1,075									\$1,075
FTA 5307	\$18,510	\$18,316	\$194								\$18,510
FTA 5309 (FG)	\$1,112	\$1,112									\$1,112
Local Funds	\$2,353	\$2,353									\$2,353
TDA	\$6,117	\$3,209		\$2,901	\$5	\$2					\$6,117
TOTAL	\$29,167	\$26,065	\$194	\$2,901	\$5	\$2					\$29,167

PROJECT LAST AMENDED 23-02

	TOTAL	PRIOR	22/23	23/24	24/25	25/26	26/27	FUTURE	PE	RW	CON
TransNet - MC	\$1,075	\$1,075									\$1,075
FTA 5307	\$18,510	\$18,316	\$194								\$18,510
FTA 5309 (FG)	\$1,112	\$1,112									\$1,112
Local Funds	\$2,353	\$2,353									\$2,353
TDA	\$5,083	\$3,209	\$1,575	\$299							\$5,083
TOTAL	\$28,133	\$26,065	\$1,769	\$299							\$28,133



**2023 Regional Transportation Improvement Program
Amendment No. 5
San Diego Region (in \$000s)**

San Diego Association of Governments

MPO ID: SAN40		RTIP #:23-05
Project Title:	Metropolitan Planning	SANDAG ID:
Project Description:	Countywide - ongoing regional transportation planning as well as administrative oversight for various <i>TransNet</i> and FTA-funded programs. Toll Credits will be used to match federal funds for the PE phase	31020,33201,33203,23000,31007,35040,33107
Change Reason:	Increase funding	
Capacity Status:NCI		Exempt Category:Other - Non construction related activities

Est Total Cost: **\$85,197**

	TOTAL	PRIOR	22/23	23/24	24/25	25/26	26/27	FUTURE	PE	RW	CON
<i>TransNet</i> - BPNS	\$851	\$730	\$121						\$851		
<i>TransNet</i> - MC	\$395	\$395							\$395		
<i>TransNet</i> - SGIP	\$825	\$704	\$121						\$825		
<i>TransNet</i> - SS	\$679	\$579	\$100						\$679		
CBI	\$250	\$250							\$250		
FTA 5307	\$65,457	\$45,960	\$6,499	\$6,499	\$6,499				\$65,457		
FTA 5309TOD	\$239	\$239							\$239		
FTA 5310	\$442	\$442							\$442		
ITS	\$231	\$231							\$231		
RSTP	\$991	\$991							\$991		
Local Funds	\$14,133	\$10,407	\$1,242	\$1,242	\$1,242				\$14,133		
TDA	\$704		\$213	\$279	\$213				\$704		
TOTAL	\$85,197	\$60,928	\$8,296	\$8,020	\$7,954				\$85,197		

PROJECT LAST AMENDED 23-03

	TOTAL	PRIOR	22/23	23/24	24/25	25/26	26/27	FUTURE	PE	RW	CON
<i>TransNet</i> - BPNS	\$851	\$730	\$121						\$851		
<i>TransNet</i> - MC	\$395	\$395							\$395		
<i>TransNet</i> - SGIP	\$825	\$704	\$121						\$825		
<i>TransNet</i> - SS	\$679	\$579	\$100						\$679		
CBI	\$250	\$250							\$250		
FTA 5307	\$63,927	\$44,555	\$6,373	\$6,499	\$6,499				\$63,927		
FTA 5309TOD	\$239	\$239							\$239		
FTA 5310	\$442	\$442							\$442		
ITS	\$231	\$231							\$231		
RSTP	\$991	\$991							\$991		
Local Funds	\$14,133	\$10,407	\$1,242	\$1,242	\$1,242				\$14,133		
TDA	\$704		\$213	\$279	\$213				\$704		
TOTAL	\$83,667	\$59,523	\$8,170	\$8,020	\$7,954				\$83,667		

**2023 Regional Transportation Improvement Program
Amendment No. 5
San Diego Region (in \$000s)**

San Diego Association of Governments

MPO ID: SAN47	RTIP #:23-05
Project Title: South Bay BRT	RTP REF: T-3 (2021) SANDAG ID: 1280504
Project Description: From the Otay Mesa Border Crossing to Downtown San Diego along SR 125, Palomar Street, I-805, and SR 94 - Rapid transit service from the I-805/Palomar Direct Access Ramp (DAR) to the Otay Mesa Border, including the construction of a guideway on East Palomar over SR 125, around Otay Ranch Town Center Mall and through the new Millenia development; construction of 7 new Rapid transit stations	
Change Reason: Increase funding	
Capacity Status: CI	Exempt Category: Non-Exempt

Est Total Cost: \$127,390		Open to Traffic: Jan 2019									
	TOTAL	PRIOR	22/23	23/24	24/25	25/26	26/27	FUTURE	PE	RW	CON
TransNet - MC	\$105,830	\$103,499	\$2,332						\$30,275		\$75,555
TransNet - Transit	\$148	\$148							\$148		
FTA 5307	\$545	\$545							\$545		
FTA 5309 (Bus)	\$1,827	\$1,827							\$1,827		
CAP-TRADE	\$11,000	\$11,000									\$11,000
Other State - LCTOP	\$376	\$376									\$376
Loc Funds - Toll Funds	\$6,500	\$6,500									\$6,500
Local Funds	\$1,164	\$1,164							\$180		\$984
TOTAL	\$127,390	\$125,059	\$2,332						\$32,975		\$94,415

PROJECT LAST AMENDED 23-00											
	TOTAL	PRIOR	22/23	23/24	24/25	25/26	26/27	FUTURE	PE	RW	CON
TransNet - MC	\$104,631	\$103,788	\$842						\$29,897		\$74,734
TransNet - Transit	\$148	\$148							\$148		
FTA 5307	\$545	\$545							\$545		
FTA 5309 (Bus)	\$1,827	\$1,827							\$1,827		
CAP-TRADE	\$11,000	\$11,000									\$11,000
Other State - LCTOP	\$376	\$376									\$376
Loc Funds - Toll Funds	\$6,500	\$6,500									\$6,500
Local Funds	\$1,164	\$1,164							\$180		\$984
TOTAL	\$126,191	\$125,348	\$842						\$32,597		\$93,594

**2023 Regional Transportation Improvement Program
Amendment No. 5
San Diego Region (in \$000s)**

San Diego Association of Governments

MPO ID: SAN54										RTIP #:23-05	
Project Title: ITS Operating							RTP REF: A-68 (2021)				
Project Description: Regionwide - implementation and deployment of Intelligent Transportation System (ITS) projects such as Intermodal Transportation Management System (IMTMS), 511 Advanced Traveler Information System; activities include data collection, dissemination, software upgrades							SANDAG ID: 33105, 33307, 33110, 33312, 1147700 <i>TransNet</i> - LSI: CR				
Change Reason: Increase funding											
Capacity Status:NCI			Exempt Category:Safety - Non signalization traffic control and operating								
Est Total Cost: \$6,003											
	TOTAL	PRIOR	22/23	23/24	24/25	25/26	26/27	FUTURE	PE	RW	CON
<i>TransNet</i> - LSI	\$185			\$185					\$185		
<i>TransNet</i> - MC	\$5,818		\$1,910	\$1,998	\$1,910				\$5,818		
TOTAL	\$6,003		\$1,910	\$2,183	\$1,910				\$6,003		
PROJECT LAST AMENDED 23-00											
	TOTAL	PRIOR	22/23	23/24	24/25	25/26	26/27	FUTURE	PE	RW	CON
<i>TransNet</i> - MC	\$5,730		\$1,910	\$1,910	\$1,910				\$5,730		
TOTAL	\$5,730		\$1,910	\$1,910	\$1,910				\$5,730		

MPO ID: SAN64										RTIP #:23-05	
Project Title: Eastbrook to Shell Double Track							PPNO: 2074				
Project Description: On coastal rail corridor from Control Point (CP) Eastbrook near Harbor Drive to CP Shell near Surfrider Way - in Oceanside, design to add a new 0.6 mile section of double track, add new signals and replace the San Luis Rey River Bridge over San Luis Rey River							RTP REF: T-3 (2021) SANDAG ID: 1239809				
Change Reason: Increase funding											
Capacity Status:NCI			Exempt Category:Mass Transit - Track rehabilitation in existing right of way								
Est Total Cost: \$37,451											
	TOTAL	PRIOR	22/23	23/24	24/25	25/26	26/27	FUTURE	PE	RW	CON
<i>TransNet</i> - MC	\$4,825	\$4,157	\$620	\$48					\$4,777		\$48
Fed Rail Admin (FRA-PRIIA)	\$30,826	\$3,526		\$27,300					\$3,526		\$27,300
SB1 - LPP Formula	\$1,800	\$1,800							\$1,800		
TOTAL	\$37,451	\$9,483	\$620	\$27,348					\$10,103		\$27,348
PROJECT LAST AMENDED 23-01											
	TOTAL	PRIOR	22/23	23/24	24/25	25/26	26/27	FUTURE	PE	RW	CON
<i>TransNet</i> - MC	\$4,800	\$4,157	\$643						\$4,800		
Fed Rail Admin (FRA-PRIIA)	\$3,526	\$3,526							\$3,526		
SB1 - LPP Formula	\$2,000	\$2,000							\$2,000		
TOTAL	\$10,326	\$9,683	\$643						\$10,326		

**2023 Regional Transportation Improvement Program
Amendment No. 5
San Diego Region (in \$000s)**

San Diego Association of Governments

MPO ID: SAN66		RTIP #:23-05
Project Title:	Grouped Projects for Rehabilitation or Reconstruction of Track Structures, Track, and Trackbed in Existing Rights-of-Way: Blue Line Corridor	SANDAG ID: 1210021, 1210040
Project Description:	Projects are consistent with 40 CFR Part 93.126 Exempt Tables 2 and 3 categories - rehabilitation or reconstruction of track structures, track and trackbed in existing rights-of-way (non-capacity increasing)	
Change Reason:	Revise funding between fiscal years	
Capacity Status:	NCI Exempt Category: Mass Transit - Reconstruction or renovation of transit structures	

Est Total Cost: \$30,288											
	TOTAL	PRIOR	22/23	23/24	24/25	25/26	26/27	FUTURE	PE	RW	CON
TransNet - MC	\$15,872	\$15,604	\$112	\$151	\$5						\$15,872
FTA Funds - AR-5307	\$2,432	\$2,432									\$2,432
Prop 1B - SLPP	\$4,658	\$4,658									\$4,658
Local Funds	\$7,326	\$7,326									\$7,326
TOTAL	\$30,288	\$30,020	\$112	\$151	\$5						\$30,288

PROJECT LAST AMENDED 23-01											
	TOTAL	PRIOR	22/23	23/24	24/25	25/26	26/27	FUTURE	PE	RW	CON
TransNet - MC	\$15,872	\$15,801	\$70	\$1							\$15,872
FTA Funds - AR-5307	\$2,432	\$2,432									\$2,432
Prop 1B - SLPP	\$4,658	\$4,658									\$4,658
Local Funds	\$7,326	\$7,326									\$7,326
TOTAL	\$30,288	\$30,217	\$70	\$1							\$30,288

MPO ID: SAN73A		RTIP #:23-05
Project Title:	Chesterfield Drive Crossing Improvements	SANDAG ID: 1239817
Project Description:	On Chesterfield Drive in the City of Encinitas, between Coast Highway 101 and San Elijo Avenue, and in the North County Transit District coastal rail corridor - complete final design and construct at-grade crossing improvements including bike and pedestrian facilities, double track rail, signals, and safety improvements at Chesterfield Drive	
Change Reason:	Reduce funding	
Capacity Status:	NCI Exempt Category: Safety - Railroad/highway crossing	

Est Total Cost: \$7,115											
	TOTAL	PRIOR	22/23	23/24	24/25	25/26	26/27	FUTURE	PE	RW	CON
TransNet - BPNS	\$486	\$486							\$124		\$362
TransNet - MC	\$4,391	\$4,377	\$14						\$50		\$4,341
Fed Rail Admin (FRA-PRIIA)	\$2,238	\$2,237							\$83		\$2,155
TOTAL	\$7,115	\$7,100	\$14						\$257		\$6,858

PROJECT LAST AMENDED 23-00											
	TOTAL	PRIOR	22/23	23/24	24/25	25/26	26/27	FUTURE	PE	RW	CON
TransNet - BPNS	\$486	\$486							\$124		\$362
TransNet - MC	\$4,392	\$4,377	\$15						\$50		\$4,342
Fed Rail Admin (FRA-PRIIA)	\$2,238	\$2,237							\$83		\$2,155
TOTAL	\$7,116	\$7,100	\$15						\$257		\$6,859

**2023 Regional Transportation Improvement Program
Amendment No. 5
San Diego Region (in \$000s)**

San Diego Association of Governments

MPO ID: SAN78		RTIP #:23-05
Project Title:	Mid-City Rapid Bus	SANDAG ID: 1240001
Project Description:	From San Diego State University to Downtown San Diego along El Cajon Boulevard, College Avenue, Park Boulevard, and Broadway - provide new Rapid Bus service including: consolidated transit stops, SR 15 transit plaza, synchronized traffic signals with extended green lights for buses, new low-floor vehicles, new shelters, improved waiting areas, real-time next-bus arrival signs, service frequency upgrade to every 10 minutes in the peak period, and every 15 minutes off-peak. Additional improvements include adding Traffic Signal Priority (TSP) along Park Boulevard, and TSP maintenance reporting for Rapid Fleet.	
Change Reason:	Revise funding between fiscal years	
Capacity Status:	CI	
Exempt Category:	Non-Exempt	

Est Total Cost: **\$44,527** Open to Traffic: Oct 2014

	TOTAL	PRIOR	22/23	23/24	24/25	25/26	26/27	FUTURE	PE	RW	CON
TransNet - MC	\$21,655	\$21,447	\$122	\$86					\$3,663	\$214	\$17,778
TransNet - Transit	\$173	\$173							\$173		
FTA 5307	\$320	\$320							\$320		
FTA 5309 (NS)	\$22,379	\$22,379							\$729		\$21,650
TOTAL	\$44,527	\$44,319	\$122	\$86					\$4,885	\$214	\$39,428

PROJECT LAST AMENDED 23-00

	TOTAL	PRIOR	22/23	23/24	24/25	25/26	26/27	FUTURE	PE	RW	CON
TransNet - MC	\$21,655	\$21,488	\$119	\$47					\$3,650	\$214	\$17,791
TransNet - Transit	\$173	\$173							\$173		
FTA 5307	\$320	\$320							\$320		
FTA 5309 (NS)	\$22,379	\$22,379							\$729		\$21,650
TOTAL	\$44,527	\$44,360	\$119	\$47					\$4,872	\$214	\$39,441

**2023 Regional Transportation Improvement Program
Amendment No. 5
San Diego Region (in \$000s)**

San Diego Association of Governments

MPO ID: SAN114		RTIP #:23-05
Project Title:	Grouped Projects for Rehabilitation or Reconstruction of Track Structures, Track, and Trackbed in Existing Rights-of-Way: Coastal Rail Corridor	SANDAG ID: 1239805, 1239810, 1239813, 1239822, 1239814, 1239815, 1239816, 1239821
Project Description:	Projects are consistent with 40 CFR Parts 93.126 and 93.127 Exempt Tables 2 and 3 categories: rehabilitation or reconstruction of track structures, track, and trackbed in existing right-of-way (non-capacity increasing)- from Oceanside to San Diego along the Coastal Rail Corridor; design track improvements	
Change Reason:	Increase funding	
Capacity Status:NCI		Exempt Category:Mass Transit - Track rehabilitation in existing right of way

Est Total Cost: \$338,288											
	TOTAL	PRIOR	22/23	23/24	24/25	25/26	26/27	FUTURE	PE	RW	CON
TransNet - MC	\$54,671	\$46,991	\$4,824	\$1,791	\$1,064						\$54,671
TransNet - MC AC	\$0	\$500	\$(500)								
CMAQ	\$76,754	\$64,154		\$12,600							\$76,754
FTA 5307	\$24,266	\$5,766	\$5,500	\$6,736	\$6,264						\$24,266
FTA 5339	\$2,600	\$2,600									\$2,600
Fed Rail Admin (FRA-PRIIA)	\$7,085	\$7,085									\$7,085
Federal Disc. - CPF - Transit Infra	\$1,000		\$1,000								\$1,000
RSTP	\$28,136	\$28,136									\$28,136
CAP-TRADE	\$4,017	\$4,017									\$4,017
Coastal Conservancy	\$104,000		\$104,000								\$104,000
SB1 - LPP Formula	\$4,831	\$4,831									\$4,831
SB1 - TCEP	\$30,528		\$30,528								\$30,528
SB1 - TIRCP	\$200		\$200								\$200
Local Funds	\$200			\$200							\$200
TOTAL	\$338,288	\$164,080	\$145,552	\$21,327	\$7,328						\$338,288

PROJECT LAST AMENDED 23-03											
	TOTAL	PRIOR	22/23	23/24	24/25	25/26	26/27	FUTURE	PE	RW	CON
TransNet - MC	\$51,290	\$45,691	\$4,448	\$1,151							\$51,290
TransNet - MC AC	\$0	\$500	\$(500)								
CMAQ	\$64,154	\$64,154									\$64,154
FTA 5307	\$24,266	\$5,766	\$5,500	\$6,736	\$6,264						\$24,266
FTA 5339	\$2,600	\$2,600									\$2,600
Fed Rail Admin (FRA-PRIIA)	\$6,705	\$6,705									\$6,705
Federal Disc.-CPF - Transit Infra	\$1,000		\$1,000								\$1,000
RSTP	\$28,136	\$28,136									\$28,136
CAP-TRADE	\$4,017	\$4,017									\$4,017
SB1 - LPP Formula	\$4,950	\$4,750	\$200								\$4,950
SB1 - TCEP	\$30,528		\$30,528								\$30,528
Local Funds	\$25,772		\$25,772								\$25,772
TOTAL	\$243,418	\$162,319	\$66,948	\$7,887	\$6,264						\$243,418

**2023 Regional Transportation Improvement Program
Amendment No. 5
San Diego Region (in \$000s)**

San Diego Association of Governments

MPO ID: SAN115		RTIP #:23-05
Project Title:	San Onofre to Pulgas Double Track	PPNO: 2190
Project Description:	From CP at San Onofre MP 212 to CP Pulgas at MP 218.1 - design a passing track on the LOSSAN Corridor; this project will provide 5.8 miles of second main track and will include signals, retaining walls and bridge replacements and a universal crossover near CP San Onofre - does not add additional transit service	SANDAG ID: 1144200, 1146600
Change Reason:	Revise Fund Source	
Capacity Status:NCI Exempt Category:Mass Transit - Track rehabilitation in existing right of way		

Est Total Cost: \$73,233											
	TOTAL	PRIOR	22/23	23/24	24/25	25/26	26/27	FUTURE	PE	RW	CON
Other Fed - NHPP	\$28,863		\$28,863								\$28,863
RSTP	\$299	\$299							\$299		
Prop 1B - Intercity Rail	\$30,000	\$30,000							\$3,146		\$26,854
SB1 - TCEP	\$5,497	\$567	\$4,930						\$567		\$4,930
STIP-IIP AC	\$8,574	\$8,574							\$5,377		\$3,197
TOTAL	\$73,233	\$39,440	\$33,793						\$9,389		\$63,844

* funding shown in FY20/21 are scheduled for allocation in FY21/22

PROJECT LAST AMENDED 23-00											
	TOTAL	PRIOR	22/23	23/24	24/25	25/26	26/27	FUTURE	PE	RW	CON
RSTP	\$299	\$299							\$299		
Prop 1B - Intercity Rail	\$30,000	\$30,000							\$3,146		\$26,854
SB1 - TCEP	\$5,497	\$567	\$4,930						\$567		\$4,930
STIP-IIP AC	\$8,574	\$8,574							\$5,377		\$3,197
STIP-IIP Prior NHS	\$28,863		\$28,863								\$28,863
TOTAL	\$73,233	\$39,440	\$33,793						\$9,389		\$63,844

**2023 Regional Transportation Improvement Program
Amendment No. 5
San Diego Region (in \$000s)**

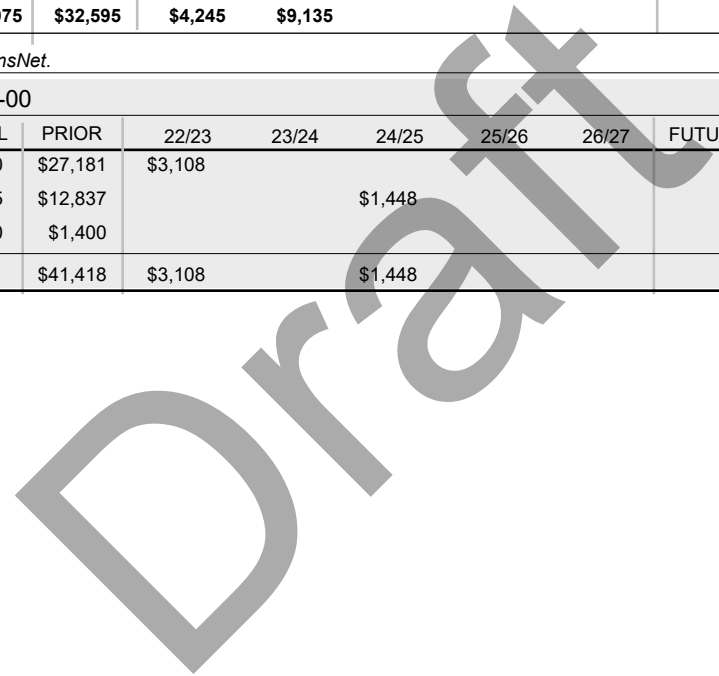
San Diego Association of Governments

MPO ID: SAN129		RTIP #:23-05
Project Title:	Downtown Multiuse and Bus Stopover Facility	RTP REF: A-52
Project Description:	Downtown San Diego - block bounded by A Street , B Street, State Street and Union Street - environmental certification and land acquisition for bus stopover facility and potentially a multi-use facility that could include office, residential and retail development.	SANDAG ID: 1201514
Change Reason:	Revise funding between fiscal years	
	Capacity Status:NCI Exempt Category:All Projects - Bus terminal and transfer points	

Est Total Cost: \$45,975											
	TOTAL	PRIOR	22/23	23/24	24/25	25/26	26/27	FUTURE	PE	RW	CON
TransNet - MC	\$30,290	\$18,358	\$4,245	\$7,687					\$3,979	\$14,379	\$11,932
RSTP	\$14,285	\$12,837		\$1,448						\$14,285	
Local Funds	\$1,400	\$1,400								\$1,400	
TOTAL	\$45,975	\$32,595	\$4,245	\$9,135					\$3,979	\$30,064	\$11,932

* Federal funding is matched with *TransNet*.

PROJECT LAST AMENDED 23-00											
	TOTAL	PRIOR	22/23	23/24	24/25	25/26	26/27	FUTURE	PE	RW	CON
TransNet - MC	\$30,290	\$27,181	\$3,108						\$4,208	\$26,082	
RSTP	\$14,285	\$12,837			\$1,448					\$14,285	
Local Funds	\$1,400	\$1,400								\$1,400	
TOTAL	\$45,975	\$41,418	\$3,108		\$1,448				\$4,208	\$41,767	



**2023 Regional Transportation Improvement Program
Amendment No. 5
San Diego Region (in \$000s)**

San Diego Association of Governments

MPO ID: SAN132	RTIP #:23-05
Project Title: Elvira to Morena Double Track	RTP REF: T-3 (2021)
Project Description: On coastal rail corridor from Control Point (CP) Elvira near SR 52 to CP Friar near Friars Road - convert 2.6 miles of single-track to double-track and install new signals. Replace 1 mile of double track. Construct new/replacement bridges at MP 260.4, 259.6, 259.1, 258.6, and 257.2. Construct new water/sewer facilities for the City of San Diego between Friars Road and SR 52 - does not add additional transit service	SANDAG ID: 1146500, 1239811
Change Reason: Increase funding	
Capacity Status: NCI	Exempt Category: Mass Transit - Track rehabilitation in existing right of way

Est Total Cost: \$198,412											
	TOTAL	PRIOR	22/23	23/24	24/25	25/26	26/27	FUTURE	PE	RW	CON
TransNet - MC	\$39,334	\$36,688	\$969	\$376	\$754	\$490	\$42	\$15	\$7,310	\$987	\$31,037
CMAQ	\$24,878	\$24,878							\$2,776		\$22,102
FTA 5307	\$2,549	\$2,549							\$993		\$1,556
Fed Rail Admin (FRA-PRIIA)	\$17,963	\$9,920		\$8,043					\$6,082		\$11,881
RSTP	\$29,688	\$29,688							\$4,688	\$927	\$24,073
CAP-TRADE	\$61,383	\$61,383									\$61,383
SB1 - TIRCP	\$1,076			\$1,076							\$1,076
STA	\$248	\$248							\$248		
TCRP	\$4,052	\$4,052									\$4,052
Local Funds	\$16,852	\$16,722	\$130								\$16,852
TDA	\$389		\$389								\$389
TOTAL	\$198,412	\$186,128	\$1,488	\$9,495	\$754	\$490	\$42	\$15	\$22,097	\$1,914	\$174,401

PROJECT LAST AMENDED 23-03											
	TOTAL	PRIOR	22/23	23/24	24/25	25/26	26/27	FUTURE	PE	RW	CON
TransNet - MC	\$37,906	\$36,688	\$1,219						\$7,310	\$987	\$29,609
CMAQ	\$24,878	\$24,878							\$2,776		\$22,102
FTA 5307	\$2,549	\$2,549							\$993		\$1,556
Fed Rail Admin (FRA-PRIIA)	\$9,920	\$9,920							\$6,082		\$3,838
RSTP	\$29,688	\$29,688							\$4,688	\$927	\$24,073
CAP-TRADE	\$61,383	\$61,383									\$61,383
SB1 - TIRCP	\$1,076			\$1,076							\$1,076
STA	\$248	\$248							\$248		
TCRP	\$4,052	\$4,052									\$4,052
Local Funds	\$16,722	\$16,722									\$16,722
TDA	\$389		\$389								\$389
TOTAL	\$188,811	\$186,128	\$1,608	\$1,076					\$22,097	\$1,914	\$164,800

**2023 Regional Transportation Improvement Program
Amendment No. 5
San Diego Region (in \$000s)**

San Diego Association of Governments

MPO ID: SAN146		RTIP #:23-05
Project Title:	I-805 Imperial BRT Station	SANDAG ID: 1280512
Project Description:	On I-805, north of Imperial Avenue - project study report and preliminary environmental assessment for BRT station and pedestrian access with connection to 47th Street trolley station	
Change Reason:	Increase funding	
	Capacity Status:NCI	Exempt Category:Other - Engineering studies

Est Total Cost: **\$1,673**

	TOTAL	PRIOR	22/23	23/24	24/25	25/26	26/27	FUTURE	PE	RW	CON
<i>TransNet - MC</i>	\$1,673	\$1,404	\$269						\$1,673		
TOTAL	\$1,673	\$1,404	\$269						\$1,673		

PROJECT LAST AMENDED 16-30

	TOTAL	PRIOR	22/23	23/24	24/25	25/26	26/27	FUTURE	PE	RW	CON
<i>TransNet - MC</i>	\$1,404	\$1,404							\$1,404		
TOTAL	\$1,404	\$1,404							\$1,404		

Draft

**2023 Regional Transportation Improvement Program
Amendment No. 5
San Diego Region (in \$000s)**

San Diego Association of Governments

MPO ID: SAN147		RTIP #:23-05
Project Title:	Grouped Projects for Bicycle and Pedestrian Facilities - Bayshore Bikeway	SANDAG ID: 1129900, 1223055, 1223056
Project Description:	Projects are consistent with 40 CFR Part 93.126 Exempt Tables 2 and Table 3 categories - Bicycle and pedestrian facilities (both motorized and Non-motorized)	
Change Reason:	Increase funding	
Capacity Status:	NCI	
Exempt Category:	Air Quality - Bicycle and pedestrian facilities	

Est Total Cost: \$75,005

	TOTAL	PRIOR	22/23	23/24	24/25	25/26	26/27	FUTURE	PE	RW	CON
<i>TransNet</i> - BPNS	\$22,769	\$11,061	\$832	\$7,965	\$1,518	\$1,238	\$130	\$25			\$22,769
CRRSAA	\$10,895	\$10,895									\$10,895
Federal Disc. - CPF - Highway Infra	\$5,650		\$5,650								\$5,650
RSTP	\$11,683	\$11,683									\$11,683
ATP - R	\$15,165	\$15,165									\$15,165
Coastal Conservancy	\$350		\$350								\$350
STIP-RIP STP TE	\$287	\$287									\$287
STIP-RIP State Cash	\$37	\$37									\$37
CRP	\$5,425		\$5,425								\$5,425
Local Funds	\$80	\$80									\$80
TDA - Bicycles	\$2,664		\$2,664								\$2,664
TOTAL	\$75,005	\$49,208	\$14,921	\$7,965	\$1,518	\$1,238	\$130	\$25			\$75,005

PROJECT LAST AMENDED 23-01

	TOTAL	PRIOR	22/23	23/24	24/25	25/26	26/27	FUTURE	PE	RW	CON
<i>TransNet</i> - BPNS	\$22,770	\$11,199	\$14	\$9,999	\$1,225	\$328	\$5				\$22,770
CRRSAA	\$10,895	\$10,895									\$10,895
Federal Disc. - CPF-HwyInfra	\$2,150		\$2,150								\$2,150
RSTP	\$11,683	\$11,683									\$11,683
ATP - R	\$15,165	\$15,165									\$15,165
Coastal Conservancy	\$350		\$350								\$350
STIP-RIP STP TE	\$287	\$287									\$287
STIP-RIP State Cash	\$37	\$37									\$37
Local Funds	\$80	\$80									\$80
TDA - Bicycles	\$2,664		\$2,664								\$2,664
TOTAL	\$66,081	\$49,346	\$5,178	\$9,999	\$1,225	\$328	\$5				\$66,081

**2023 Regional Transportation Improvement Program
Amendment No. 5
San Diego Region (in \$000s)**

San Diego Association of Governments

MPO ID: SAN148		RTIP #:23-05
Project Title:	Grouped Projects for Bicycle and Pedestrian Facilities - Coastal Rail Trail	SANDAG ID: 1223016, 1223017, 3301100
Project Description:	Projects are consistent with 40 CFR Part 93.126 Exempt Table 2 categories - bicycle and pedestrian facilities (both motorized and non-motorized)	
Change Reason:	Increase funding	
Capacity Status:	NCI	
Exempt Category:	Air Quality - Bicycle and pedestrian facilities	

Est Total Cost: **\$37,643**

	TOTAL	PRIOR	22/23	23/24	24/25	25/26	26/27	FUTURE	PE	RW	CON
<i>TransNet</i> - BPNS	\$31,644	\$30,920	\$512	\$212							\$31,644
ATP - R	\$1,025	\$1,025									\$1,025
STIP-RIP STP TE	\$587	\$587									\$587
STIP-RIP State Cash	\$47	\$47									\$47
Local Funds	\$219	\$219									\$219
TDA - Bicycles	\$4,121	\$4,121									\$4,121
TOTAL	\$37,643	\$36,919	\$512	\$212							\$37,643

PROJECT LAST AMENDED 23-02

	TOTAL	PRIOR	22/23	23/24	24/25	25/26	26/27	FUTURE	PE	RW	CON
<i>TransNet</i> - BPNS	\$31,481	\$31,071	\$355	\$55							\$31,481
ATP - R	\$1,025	\$1,025									\$1,025
STIP-RIP STP TE	\$587	\$587									\$587
STIP-RIP State Cash	\$47	\$47									\$47
Local Funds	\$219	\$219									\$219
TDA - Bicycles	\$4,121	\$4,121									\$4,121
TOTAL	\$37,480	\$37,070	\$355	\$55							\$37,480

**2023 Regional Transportation Improvement Program
Amendment No. 5
San Diego Region (in \$000s)**

San Diego Association of Governments

MPO ID: SAN153	RTIP #:23-05
<p>Project Title: The Inland Rail Trail</p> <p>Project Description: On and along the North County Transit District rail corridor from North Melrose Drive in Oceanside to North Pacific Street in San Marcos - environmental clearance for 7.0 miles of new bike path. Construction of 4.0 miles of new bike path; and final design and construct one new mile of Class I bike path (Phase 3). Construction is funded through phase 3 (3.0 miles in Vista). Phase 4 (Oceanside) will be constructed when funding is identified.</p> <p>Change Reason: Increase funding</p>	<p>PPNO: 7421W RTP REF: AT003 (2021) SANDAG ID: 1223023, 1223094, 1223095 EARMARK NO: CA832</p>
Capacity Status:NCI Exempt Category:Air Quality - Bicycle and pedestrian facilities	

Est Total Cost: **\$92,404**

	TOTAL	PRIOR	22/23	23/24	24/25	25/26	26/27	FUTURE	PE	RW	CON
TransNet - BPNS	\$22,632	\$21,735	\$687	\$114	\$47		\$49		\$10,178	\$1,880	\$10,574
Earmark Repurposing	\$92	\$92									\$92
RSTP	\$6,940		\$6,940								\$6,940
ATP - R	\$17,660	\$500	\$6,339		\$10,821				\$1,736		\$15,924
SB1 - LPP Formula	\$5,500		\$5,500								\$5,500
STIP-RIP AC	\$16,322	\$16,322									\$16,322
STIP-RIP STP TE	\$1,414	\$1,414							\$1,414		
STIP-RIP State Cash	\$2,298	\$2,298							\$183		\$2,115
CRP	\$3,882		\$3,882								\$3,882
Local Funds	\$1,080	\$1,080							\$1,080		
TDA - Bicycles	\$10,279	\$10,279							\$2,025		\$8,254
TOTAL	\$88,099	\$53,720	\$23,348	\$114	\$10,868		\$49		\$16,616	\$1,880	\$69,603

* \$1.461M of BTA programmed under County of San Diego CNTY78; RSTP will be matched with SB1-LPP Funds when allocated by CTC

PROJECT LAST AMENDED 23-02											
	TOTAL	PRIOR	22/23	23/24	24/25	25/26	26/27	FUTURE	PE	RW	CON
TransNet - BPNS	\$25,550	\$24,635	\$705	\$114	\$47		\$49		\$2,757	\$1,880	\$20,913
Earmark Repurposing	\$92	\$92									\$92
RSTP	\$6,940		\$6,940								\$6,940
ATP - R	\$17,660	\$500	\$6,339		\$10,821				\$1,736		\$15,924
SB1 - LPP Formula	\$5,500		\$5,500								\$5,500
STIP-RIP AC	\$16,322	\$16,322									\$16,322
STIP-RIP STP TE	\$1,414	\$1,414							\$1,414		
STIP-RIP State Cash	\$2,298	\$2,298							\$183		\$2,115
Local Funds	\$1,080	\$1,080							\$1,080		
TDA - Bicycles	\$10,279	\$10,279							\$2,025		\$8,254
TOTAL	\$87,135	\$56,620	\$19,484	\$114	\$10,868		\$49		\$9,195	\$1,880	\$76,060

**2023 Regional Transportation Improvement Program
Amendment No. 5
San Diego Region (in \$000s)**

San Diego Association of Governments

MPO ID: SAN163		RTIP #:23-05
Project Title:	Los Penasquitos Lagoon Bridge Replacement	SANDAG ID: 1145000
Project Description:	Bridges 246.1, 246.9, 247.1, and 247.7 in the Los Penasquitos Lagoon. - replace three aging timber trestle railway bridges in order to maintain compliance with Federal Railroad Administration (FRA) standards and support intercity, commuter and freight rail services in the second busiest rail corridor in the nation	
Change Reason:	Reduce funding	
Capacity Status:	NCI	
Exempt Category:	Mass Transit - Reconstruction or renovation of transit structures	

Est Total Cost: **\$48,072**

	TOTAL	PRIOR	22/23	23/24	24/25	25/26	26/27	FUTURE	PE	RW	CON
TransNet - MC	\$5,366	\$5,366									\$5,366
FTA 5307	\$12,672	\$12,672									\$12,672
TIGER13	\$14,000	\$14,000									\$14,000
STA	\$3,049	\$3,049									\$3,049
TDA	\$12,985	\$10,917	\$2,034	\$34							\$12,985
TOTAL	\$48,072	\$46,004	\$2,034	\$34							\$48,072

PROJECT LAST AMENDED 23-01

	TOTAL	PRIOR	22/23	23/24	24/25	25/26	26/27	FUTURE	PE	RW	CON
TransNet - MC	\$5,386	\$5,366	\$20								\$5,386
FTA 5307	\$12,672	\$12,672									\$12,672
TIGER13	\$14,000	\$14,000									\$14,000
STA	\$3,049	\$3,049									\$3,049
TDA	\$12,986	\$10,917	\$2,034	\$35							\$12,986
TOTAL	\$48,093	\$46,004	\$2,054	\$35							\$48,093

MPO ID: SAN164		RTIP #:23-05
Project Title:	N. Green Beach Bridge	SANDAG ID: 1144900
Project Description:	Bridge 208.7 - replacement of this bridge span is necessary to maintain a state of good repair, provide safety to riding public and to allow freight trains to use the corridor at normal speeds	
Change Reason:	Increase funding	
Capacity Status:	NCI	
Exempt Category:	Mass Transit - Reconstruction or renovation of transit structures	

Est Total Cost: **\$964**

	TOTAL	PRIOR	22/23	23/24	24/25	25/26	26/27	FUTURE	PE	RW	CON
TransNet - MC	\$56	\$25		\$22	\$9				\$56		
FTA 5307	\$726	\$726							\$726		
TDA	\$182	\$182							\$182		
TOTAL	\$964	\$933		\$22	\$9				\$964		

PROJECT LAST AMENDED 21-30

	TOTAL	PRIOR	22/23	23/24	24/25	25/26	26/27	FUTURE	PE	RW	CON
TransNet - MC	\$25		\$25						\$25		
FTA 5307	\$726	\$726							\$726		
TDA	\$182	\$182							\$182		
TOTAL	\$933	\$908	\$25						\$933		

**2023 Regional Transportation Improvement Program
Amendment No. 5
San Diego Region (in \$000s)**

San Diego Association of Governments

MPO ID: SAN196											RTIP #:23-05	
Project Title: Grouped Projects for Bicycle and Pedestrian Facilities - San Diego River Trail										SANDAG ID: 1223053		
Project Description: Projects are consistent with 40 CFR Part 93.126 Exempt Table 2 categories - bicycle and pedestrian facilities (both motorized and non-motorized)												
Change Reason: Reduce funding												
Capacity Status:NCI Exempt Category:Air Quality - Bicycle and pedestrian facilities												
Est Total Cost: \$1,600												
	TOTAL	PRIOR	22/23	23/24	24/25	25/26	26/27	FUTURE	PE	RW	CON	
TransNet - BPNS	\$1,268	\$906	\$70	\$292							\$1,268	
Coastal Conservancy	\$332	\$332									\$332	
TOTAL	\$1,600	\$1,238	\$70	\$292							\$1,600	
PROJECT LAST AMENDED 23-00												
	TOTAL	PRIOR	22/23	23/24	24/25	25/26	26/27	FUTURE	PE	RW	CON	
TransNet - BPNS	\$1,368	\$1,020	\$348								\$1,368	
Coastal Conservancy	\$332	\$332									\$332	
TOTAL	\$1,700	\$1,352	\$348								\$1,700	

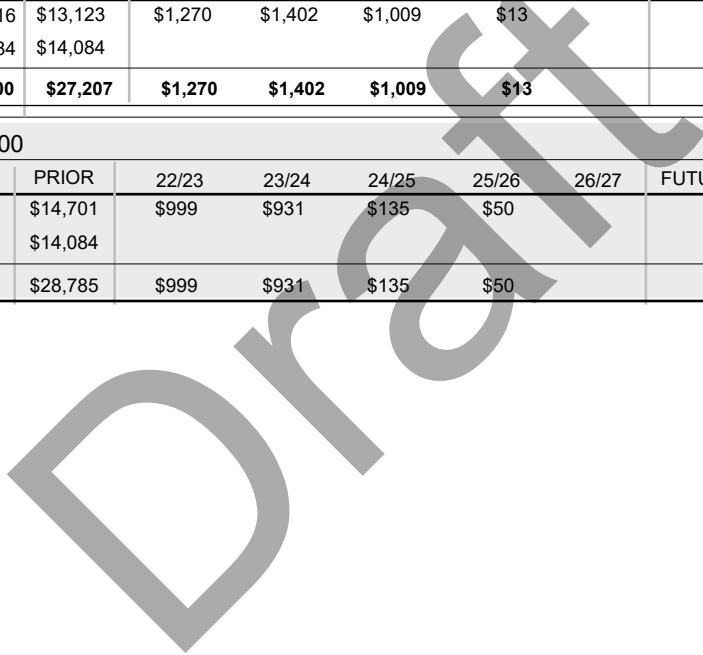
MPO ID: SAN199											RTIP #:23-05	
Project Title: Rose Canyon Bridge Replacements										SANDAG ID: 1145300		
Project Description: Mileposts 254.7, 255.1, and 255.3. - replace four aging timber trestle railway bridges in order to maintain compliance with FRA bridge standards for state of good repair and support intercity, commuter and freight rail services in a segment of the nations second busiest rail corridor.												
Change Reason: Revise funding between fiscal years												
Capacity Status:NCI Exempt Category:Mass Transit - Reconstruction or renovation of transit structures												
Est Total Cost: \$14,545												
	TOTAL	PRIOR	22/23	23/24	24/25	25/26	26/27	FUTURE	PE	RW	CON	
TransNet - MC	\$22				\$22				\$22			
FTA 5307	\$40	\$40							\$40			
Local Funds	\$143	\$63	\$8	\$65	\$7				\$143			
TDA	\$15	\$10			\$5				\$15			
TOTAL	\$220	\$113	\$8	\$65	\$34				\$220			
PROJECT LAST AMENDED 23-00												
	TOTAL	PRIOR	22/23	23/24	24/25	25/26	26/27	FUTURE	PE	RW	CON	
TransNet - MC	\$22			\$22					\$22			
FTA 5307	\$40	\$40							\$40			
Local Funds	\$142	\$142							\$142			
TDA	\$16	\$10	\$6						\$16			
TOTAL	\$220	\$192	\$6	\$22					\$220			

**2023 Regional Transportation Improvement Program
Amendment No. 5
San Diego Region (in \$000s)**

San Diego Association of Governments

MPO ID: SAN224		RTIP #:23-05
Project Title:	I-805/SR 94 Bus on Shoulder Demonstration Project	SANDAG ID: 1280513
Project Description:	In Chula Vista, on East Palomar Street between Heritage Road and I-805, on I-805 between East Palomar Street and SR 94 and on SR 94 between I-805 and Downtown San Diego. - design and construct new freeway shoulder infrastructure on East Palomar, I-805 and SR 94; implement technology improvements within the corridor to support freeway bus operation; procurement of 16 new Compressed Natural Gas (CNG) buses. - no additional lanes	
Change Reason:	Revise funding between fiscal years	
Capacity Status:	NCI Exempt Category: Mass Transit - Purchase new buses and rail cars to replace existing vehicles or minor expansions of fleet	

Est Total Cost: \$30,900											
	TOTAL	PRIOR	22/23	23/24	24/25	25/26	26/27	FUTURE	PE	RW	CON
<i>TransNet - MC</i>	\$16,816	\$13,123	\$1,270	\$1,402	\$1,009	\$13			\$2,159		\$14,657
FTA 5309 (Bus)	\$14,084	\$14,084							\$1,455		\$12,629
TOTAL	\$30,900	\$27,207	\$1,270	\$1,402	\$1,009	\$13			\$3,614		\$27,286
PROJECT LAST AMENDED 23-00											
	TOTAL	PRIOR	22/23	23/24	24/25	25/26	26/27	FUTURE	PE	RW	CON
<i>TransNet - MC</i>	\$16,816	\$14,701	\$999	\$931	\$135	\$50			\$744		\$16,072
FTA 5309 (Bus)	\$14,084	\$14,084							\$1,455		\$12,629
TOTAL	\$30,900	\$28,785	\$999	\$931	\$135	\$50			\$2,199		\$28,701



**2023 Regional Transportation Improvement Program
Amendment No. 5
San Diego Region (in \$000s)**

San Diego Association of Governments

MPO ID: SAN227		RTIP #:23-05
Project Title:	Grouped Projects for Bicycle and Pedestrian Facilities - North Park/Mid-City Bikeways	SANDAG ID: 1223020, 1223079, 1223081, 1223082, 1223087
Project Description:	Projects are consistent with 40 CFR Part 93.126 Exempt Tables 2 and Table 3 categories - Bicycle and pedestrian facilities (both motorized and Non-motorized)	
Change Reason:	Increase funding	
Capacity Status:NCI		Exempt Category:Air Quality - Bicycle and pedestrian facilities

Est Total Cost: **\$72,874**

	TOTAL	PRIOR	22/23	23/24	24/25	25/26	26/27	FUTURE	PE	RW	CON
TransNet - BPNS	\$36,113	\$32,454	\$1,490	\$1,531	\$196	\$200	\$242				\$36,113
RSTP	\$4,290		\$858		\$3,182	\$250					\$4,290
ATP - R	\$14,274		\$12,878		\$1,396						\$14,274
SB1 - TIRCP	\$9,990	\$5,763				\$4,227					\$9,990
CRP	\$5,600						\$5,600				\$5,600
TDA - Bicycles	\$2,607	\$2,607									\$2,607
TOTAL	\$72,874	\$40,824	\$15,226	\$1,531	\$4,774	\$4,677	\$5,842				\$72,874

PROJECT LAST AMENDED 23-02

	TOTAL	PRIOR	22/23	23/24	24/25	25/26	26/27	FUTURE	PE	RW	CON
TransNet - BPNS	\$34,795	\$33,648	\$712	\$343	\$92						\$34,795
RSTP	\$4,290				\$858	\$3,432					\$4,290
ATP - R	\$12,878		\$12,878								\$12,878
SB1 - TIRCP	\$5,763	\$5,763									\$5,763
TDA - Bicycles	\$2,607	\$2,607									\$2,607
TOTAL	\$60,333	\$42,018	\$13,590	\$343	\$950	\$3,432					\$60,333

**2023 Regional Transportation Improvement Program
Amendment No. 5
San Diego Region (in \$000s)**

San Diego Association of Governments

MPO ID: SAN228		RTIP #:23-05
Project Title:	Grouped Projects for Bicycle and Pedestrian Facilities - Uptown Bikeways	SANDAG ID: 1223022, 1223083, 1223084, 1223085
Project Description:	Projects are consistent with 40 CFR Part 93.126 Exempt Tables 2 and Table 3 categories - Bicycle and pedestrian facilities (both motorized and Non-motorized)	
Change Reason:	Increase funding	
Capacity Status:	NCI	
Exempt Category:	Air Quality - Bicycle and pedestrian facilities	

Est Total Cost: \$64,699

	TOTAL	PRIOR	22/23	23/24	24/25	25/26	26/27	FUTURE	PE	RW	CON
<i>TransNet</i> - BPNS	\$28,328	\$26,354	\$1,478	\$243	\$74	\$51	\$1	\$127			\$28,328
<i>TransNet</i> - MC	\$6,156		\$136	\$3,092	\$2,543	\$275	\$111				\$6,156
<i>TransNet</i> - SGIP	\$648	\$648									\$648
SB1 - LPP Formula	\$7,000		\$7,000								\$7,000
STIP State Cash-Augmn RIP	\$7,000		\$7,000								\$7,000
Local Funds	\$14,317	\$1,856		\$5,818	\$6,008	\$600	\$35				\$14,317
TDA - Bicycles	\$1,250	\$1,250									\$1,250
TOTAL	\$64,699	\$30,108	\$15,614	\$9,153	\$8,625	\$926	\$147	\$127			\$64,699

PROJECT LAST AMENDED 23-00

	TOTAL	PRIOR	22/23	23/24	24/25	25/26	26/27	FUTURE	PE	RW	CON
<i>TransNet</i> - BPNS	\$27,820	\$26,375	\$1,445								\$27,820
<i>TransNet</i> - MC	\$6,157		\$350	\$350	\$2,790	\$2,456	\$211				\$6,157
<i>TransNet</i> - SGIP	\$648	\$648									\$648
SB1 - LPP Formula	\$7,000		\$7,000								\$7,000
STIP State Cash-Augmn RIP	\$7,000		\$7,000								\$7,000
Local Funds	\$3,470	\$1,877		\$1,593							\$3,470
TDA - Bicycles	\$1,250	\$1,250									\$1,250
TOTAL	\$53,345	\$30,150	\$15,795	\$1,943	\$2,790	\$2,456	\$211				\$53,345

**2023 Regional Transportation Improvement Program
Amendment No. 5
San Diego Region (in \$000s)**

San Diego Association of Governments

MPO ID: SAN258		RTIP #:23-05
Project Title:	Central Mobility Hub	RTP REF: MHLA1; TL56 (2021) SANDAG ID: 1149000
Project Description:	In San Diego from Old Town Transit Center to the San Diego Airport and 12th and Imperial Trolley Center - Environmental Analysis and Preliminary Engineering for Central Mobility Station and Airport Connectivity. Toll Credits will be used to match federal funds for the PE phase	
Change Reason:	Reduce funding, Revise funding between fiscal years	
	Capacity Status:NCI Exempt Category:Other - Engineering studies	

Est Total Cost: **\$42,921**

	TOTAL	PRIOR	22/23	23/24	24/25	25/26	26/27	FUTURE	PE	RW	CON
TransNet - MC	\$2,035	\$2,035							\$2,035		
TransNet - MC AC	\$0	\$13,638	\$(2,669)	\$(10,969)							
CMAQ - Conversion	\$19,400		\$12,846	\$6,554					\$19,400		
RSTP	\$18,565	\$18,565							\$18,565		
Local Funds	\$2,921			\$2,921					\$2,921		
TOTAL	\$42,921	\$34,238	\$10,177	\$(1,494)					\$42,921		

PROJECT LAST AMENDED 23-00

	TOTAL	PRIOR	22/23	23/24	24/25	25/26	26/27	FUTURE	PE	RW	CON
TransNet - MC	\$2,035	\$2,035							\$2,035		
TransNet - MC AC	\$0	\$13,638		\$(2,669)	\$(10,969)						
CMAQ - Conversion	\$19,400			\$8,156	\$11,244				\$19,400		
RSTP	\$18,565	\$18,565							\$18,565		
Local Funds	\$2,938		\$2,938						\$2,938		
TOTAL	\$42,938	\$34,238	\$2,938	\$5,487	\$275				\$42,938		

**2023 Regional Transportation Improvement Program
Amendment No. 5
San Diego Region (in \$000s)**

San Diego Association of Governments

MPO ID: SAN261		RTIP #:23-05
Project Title:	Palomar Street Rail Grade Separation	SANDAG ID: 1210091
Project Description:	In the City of Chula Vista at Palomar and Industrial Boulevard on the Blue Line Trolley - final design for Rail Grade Separation. Toll Credits will be used to match federal funds for the PE phase	RAS (M-39)
Change Reason:	Revise funding between fiscal years	
	Capacity Status:NCI Exempt Category:Safety - Railroad/highway crossing	

Est Total Cost: \$7,000

	TOTAL	PRIOR	22/23	23/24	24/25	25/26	26/27	FUTURE	PE	RW	CON
TransNet - MC	\$70	\$45	\$2	\$4	\$20				\$70		
TransNet - MC AC	\$0	\$3,430		\$(3,430)							
CMAQ - Conversion	\$4,930	\$1,500		\$3,430					\$4,930		
Federal Disc. - CPF - Transit Infra	\$2,000		\$2,000						\$2,000		
TOTAL	\$7,000	\$4,975	\$2,002	\$4	\$20				\$7,000		

PROJECT LAST AMENDED 23-00

	TOTAL	PRIOR	22/23	23/24	24/25	25/26	26/27	FUTURE	PE	RW	CON
TransNet - MC	\$50	\$13	\$25	\$12					\$50		
TransNet - MC AC	\$0	\$3,450	\$(3,450)								
CMAQ - Conversion	\$4,950	\$1,500	\$3,450						\$4,950		
Federal Disc. - CPF -Transit Infra	\$2,000		\$2,000						\$2,000		
TOTAL	\$7,000	\$4,963	\$2,025	\$12					\$7,000		

MPO ID: SAN264		RTIP #:23-05
Project Title:	Regional Electric Vehicle Charging Incentive Program	RTP REF: A-71 (2021)
Project Description:	Region wide in the San Diego Region - partner with state and regional agencies to provide incentives to businesses, shopping centers, housing complexes, or local agencies to install electric vehicle charging stations with the goal of expanding the network of charging stations in the San Diego region and reducing greenhouse gas emissions from passenger vehicles. Toll Credits will be used to match federal funds for the CON phase.. Toll Credits will be used to match federal funds for the CON phase	SANDAG ID: 3502000
Change Reason:	Increase funding	
	Capacity Status:NCI Exempt Category:Air Quality - Ride-sharing and van-pooling program	

Est Total Cost: \$30,000

	TOTAL	PRIOR	22/23	23/24	24/25	25/26	26/27	FUTURE	PE	RW	CON
TransNet - MC	\$8,300	\$2,735	\$2,000	\$1,968	\$1,597						\$8,300
CMAQ	\$6,000				\$3,000	\$1,000	\$1,000	\$1,000			\$6,000
Local Funds	\$500			\$500							\$500
TOTAL	\$14,800	\$2,735	\$2,000	\$2,468	\$4,597	\$1,000	\$1,000	\$1,000			\$14,800

PROJECT LAST AMENDED 23-00

	TOTAL	PRIOR	22/23	23/24	24/25	25/26	26/27	FUTURE	PE	RW	CON
TransNet - MC	\$5,000	\$3,000	\$2,000								\$5,000
CMAQ	\$3,000			\$1,500	\$1,500						\$3,000
TOTAL	\$8,000	\$3,000	\$2,000	\$1,500	\$1,500						\$8,000

**2023 Regional Transportation Improvement Program
Amendment No. 5
San Diego Region (in \$000s)**

San Diego Association of Governments

MPO ID: SAN268	RTIP #:23-05
Project Title: Del Mar Bluffs V	SANDAG ID: 1147100
Project Description: Along the LOSSAN Corridor in the City of del Mar from MP 244.1 near Coast Boulevard to MP 245.7 at Carmel Valley Road - Complete environmental document and design to maintain stability of trackbed on 1.6 miles of coastal bluff. Stabilization measures including soldier piles to maintain stability of the trackbed, replacing/repairing deteriorating drainage structures, and repair of localized areas of erosion.. Toll Credits will be used to match federal funds for the PE phase	
Change Reason: Revise Fund Source	
Capacity Status:NCI Exempt Category:Mass Transit - Track rehabilitation in existing right of way	

Est Total Cost: **\$77,999**

	TOTAL	PRIOR	22/23	23/24	24/25	25/26	26/27	FUTURE	PE	RW	CON
FTA 5307	\$3,320	\$3,320							\$3,320		
Fed Rail Admin (FRA-PRIIA)	\$11,570	\$11,570									\$11,570
Federal Disc. - CPF - Transit Infra	\$10,000			\$10,000							\$10,000
CAP-TRADE	\$4,900	\$3,774	\$1,126						\$3,774		\$1,126
SB1 - TCEP	\$36,200		\$36,200								\$36,200
Local Funds	\$11,929	\$2,929		\$9,000					\$2,929		\$9,000
TDA	\$80	\$80							\$80		
TOTAL	\$77,999	\$21,673	\$37,326	\$19,000					\$10,103		\$67,896

PROJECT LAST AMENDED 23-00

	TOTAL	PRIOR	22/23	23/24	24/25	25/26	26/27	FUTURE	PE	RW	CON
FTA 5307	\$320	\$320							\$320		
Fed Rail Admin (FRA-PRIIA)	\$11,570	\$11,570									\$11,570
Federal Disc. - CPF - Transit Infra	\$10,000			\$10,000							\$10,000
RSTP	\$3,000	\$3,000							\$3,000		
CAP-TRADE	\$4,900	\$3,774	\$1,126						\$3,774		\$1,126
SB1 - TCEP	\$36,200		\$36,200								\$36,200
Local Funds	\$11,929	\$2,929		\$9,000					\$2,929		\$9,000
TDA	\$80	\$80							\$80		
TOTAL	\$77,999	\$21,673	\$37,326	\$19,000					\$10,103		\$67,896

**2023 Regional Transportation Improvement Program
Amendment No. 5
San Diego Region (in \$000s)**

San Diego Association of Governments

MPO ID: SAN275											RTIP #:23-05
Project Title:	Pacific Coast Highway/Central Mobility Bikeway								RTP REF: AT011 (2021) SANDAG ID: 1223200		
Project Description:	In the City of San Diego along Pacific Coast Highway - Design and construct bikeway along Pacific Coast Highway adjacent to future Central Mobility Hub. Toll Credits will be used to match federal funds for the PE phase, Toll Credits will be used to match federal funds for the ROW phase										
Change Reason:	Increase funding										
Capacity Status:NCI Exempt Category:Air Quality - Bicycle and pedestrian facilities											
Est Total Cost: \$7,314											
	TOTAL	PRIOR	22/23	23/24	24/25	25/26	26/27	FUTURE	PE	RW	CON
RSTP	\$3,496					\$2,200	\$1,296		\$3,196	\$300	
ATP - R	\$3,818			\$3,818					\$3,818		
TOTAL	\$7,314			\$3,818		\$2,200	\$1,296		\$7,014	\$300	
PROJECT LAST AMENDED 23-00											
	TOTAL	PRIOR	22/23	23/24	24/25	25/26	26/27	FUTURE	PE	RW	CON
RSTP	\$3,496				\$2,200	\$1,296			\$3,196	\$300	
TOTAL	\$3,496				\$2,200	\$1,296			\$3,196	\$300	

MPO ID: SAN285											RTIP #:23-05
Project Title:	Blue Line and San Ysidro Mobility Hub								SANDAG ID: 3322300, 3322301		
Project Description:	San Ysidro Trolley Station to 12th and Imperial - Study analyze the feasibility of implementing a Blue Line Express service between San Ysidro and Downtown San Diego as as well as to advance implementation of the future San Ysidro Mobility Hub per the Regional Mobility Hub Strategy and the 2021 Regional Plan.. Toll Credits will be used to match federal funds for the PE phase										
Change Reason:	Increase funding										
Capacity Status:NCI Exempt Category:Other - Engineering studies											
Est Total Cost: \$5,021											
	TOTAL	PRIOR	22/23	23/24	24/25	25/26	26/27	FUTURE	PE	RW	CON
FTA 5309TOD	\$405		\$405						\$405		
RSTP	\$2,717	\$1,000	\$1,717						\$2,717		
Local Funds	\$1,899	\$9	\$650	\$1,240					\$1,899		
TOTAL	\$5,021	\$1,009	\$2,772	\$1,240					\$5,021		
PROJECT LAST AMENDED 23-02											
	TOTAL	PRIOR	22/23	23/24	24/25	25/26	26/27	FUTURE	PE	RW	CON
FTA 5309TOD	\$405		\$405						\$405		
RSTP	\$3,500	\$1,000	\$2,500						\$3,500		
Local Funds	\$1,250	\$985	\$265						\$1,250		
TOTAL	\$5,155	\$1,985	\$3,170						\$5,155		

**2023 Regional Transportation Improvement Program
Amendment No. 5
San Diego Region (in \$000s)**

San Diego Association of Governments

COMPLETED

MPO ID: SAN287											RTIP #:23-05	
Project Title: TDM Transit Equity Pilot											SANDAG ID: 3505000	
Project Description: Across San Diego County - Pilot project aimed at changing travel behavior in youth 18 and under by providing free transit passes. Project also includes increased service on select bus routes in San Diego(MTS routes 3,4,13,906/907,929 and NCTD routes 304,355/357) to provide extended service to disadvantaged populations. This pilot will include marketing and outreach to educate the target populations about options available and an analysis of the pilot on ridership, attitudes towards transit and planned future travel choices. If successful, the region will seek funding to make permanent changes in the transit fare structure Toll Credits will be used to match federal funds for the CON phase												
Change Reason: Complete project												
Capacity Status:NCI Exempt Category:Mass Transit - Transit operating assistance												
Est Total Cost: \$0												
	TOTAL	PRIOR	22/23	23/24	24/25	25/26	26/27	FUTURE	PE	RW	CON	
TOTAL												
PROJECT LAST AMENDED 23-00												
	TOTAL	PRIOR	22/23	23/24	24/25	25/26	26/27	FUTURE	PE	RW	CON	
CMAQ	\$8,000	\$8,000									\$8,000	
Local Funds	\$1,500		\$1,500								\$1,500	
TOTAL	\$9,500	\$8,000	\$1,500								\$9,500	

MPO ID: SAN289											RTIP #:23-05	
Project Title: San Dieguito to Sorrento Valley Double-Track												
Project Description: Not Location Specific - Completion of Project Approval and Environmental Document (PA&ED) phase re-aligning the LOSSAN rail corridor away from the Del Mar Bluffs with a double track system, and the advancement of the design and right-of-way phases.												
Change Reason: New Project												
Capacity Status:NCI Exempt Category:Safety - Hazard elimination program												
Est Total Cost: \$155,218												
	TOTAL	PRIOR	22/23	23/24	24/25	25/26	26/27	FUTURE	PE	RW	CON	
TransNet - MC	\$2,718			\$511	\$760	\$954	\$493		\$511	\$760	\$1,447	
RSTP	\$500			\$500					\$500			
CAP-TRADE	\$152,000		\$152,000						\$152,000			
TOTAL	\$155,218		\$152,000	\$1,011	\$760	\$954	\$493		\$153,011	\$760	\$1,447	

**2023 Regional Transportation Improvement Program
Amendment No. 5
San Diego Region (in \$000s)**

San Diego Association of Governments

DELETED

MPO ID: SAN291											RTIP #:23-05
Project Title: Clean Transit Advancement Campus - CTAC Planning											
Project Description: Point location at Federal Blvd. and 47th Street - Construct the Clean Transit Advancement Campus, a new bus maintenance and charging facility for electric buses. The project site includes employee parking and an administration and operation building, and bus parking and charging, maintenance bays, bus washes, and an operations building											
Change Reason: Delete project											
Capacity Status:NCI Exempt Category:Other - Engineering studies											
Est Total Cost: \$0											
	TOTAL	PRIOR	22/23	23/24	24/25	25/26	26/27	FUTURE	PE	RW	CON
TOTAL											
PROJECT LAST AMENDED 23-03											
	TOTAL	PRIOR	22/23	23/24	24/25	25/26	26/27	FUTURE	PE	RW	CON
Federal Disc. - CPF - Transit Infra	\$1,000		\$1,000						\$1,000		
TOTAL	\$1,000		\$1,000						\$1,000		

MPO ID: SAN294											RTIP #:23-05
Project Title: FACT Full Access and Coordinated Transportation - One-call One-click Transportation Access											
Project Description: Not Location Specific - Research and develop an online platform that will facilitate contactless payments and standardize trip reservation requests/client information among specialized regional transportation providers. The platform will improve the reliability of San Diego County's transportation system.											
Change Reason: New Project											
Capacity Status:NCI Exempt Category:Other - Engineering studies											
Est Total Cost: \$240											
	TOTAL	PRIOR	22/23	23/24	24/25	25/26	26/27	FUTURE	PE	RW	CON
FTA FTAAMPG	\$240		\$240						\$240		
TOTAL	\$240		\$240						\$240		

**2023 Regional Transportation Improvement Program
Amendment No. 5
San Diego Region (in \$000s)**

San Diego Association of Governments

MPO ID: SAN298										RTIP #:23-05	
Project Title: Elfin Forest Recreational Reserve Visitor Access I											
Project Description: Construct approximately 0.5 mile new trail link between two trails with scenic overlook, renovate and expand parking lot with restrooms at the Elfin Forest Recreation Reserve within the City of Escondido in San Diego County.											
Change Reason: New Project											
Capacity Status:NCI Exempt Category:Air Quality - Bicycle and pedestrian facilities											
Est Total Cost: \$965											
	TOTAL	PRIOR	22/23	23/24	24/25	25/26	26/27	FUTURE	PE	RW	CON
RTP	\$849			\$849							\$849
Local Funds	\$116			\$116							\$116
TOTAL	\$965			\$965							\$965

MPO ID: SAN299										RTIP #:23-05	
Project Title: SR 76 Roadway Straightening										SANDAG ID: 1147800	
Project Description: Preliminary design & environmental document for roadway straightening.. Toll Credits will be used to match federal funds for the PE phase											
Change Reason: New Project											
Capacity Status:NCI Exempt Category:Other - Engineering studies											
Est Total Cost: \$2,000											
	TOTAL	PRIOR	22/23	23/24	24/25	25/26	26/27	FUTURE	PE	RW	CON
RSTP	\$2,000		\$2,000						\$2,000		
TOTAL	\$2,000		\$2,000						\$2,000		

MPO ID: SAN300										RTIP #:23-05	
Project Title: I-8/Willows Road Interchange Improvements										SANDAG ID: 1147900	
Project Description: Preliminary design & environmental document for interchange improvements.. Toll Credits will be used to match federal funds for the PE phase											
Change Reason: New Project											
Capacity Status:NCI Exempt Category:Other - Engineering studies											
Est Total Cost: \$3,000											
	TOTAL	PRIOR	22/23	23/24	24/25	25/26	26/27	FUTURE	PE	RW	CON
RSTP	\$3,000			\$3,000					\$3,000		
TOTAL	\$3,000			\$3,000					\$3,000		

**2023 Regional Transportation Improvement Program
Amendment No. 5
San Diego Region (in \$000s)**

San Diego Association of Governments

MPO ID: SAN301											RTIP #:23-05	
Project Title: Central Mobility Hub and Connections										SANDAG ID: 3322900		
Project Description: Point location at TBD - Develop a conceptual plan for the Downtown Central Mobility Hub and multimodal connecting corridors needed to reduce car reliance, VMT, and emissions while advancing social equity and enhancing quality of life for everyone living, working, or spending time in the regions urban core. Emphasis for FY 2024 will be conducting a multi layered analysis inclusive of heavy and light rail connections, bus priority, active transportation, integration of an airport transit connection, and major street space reallocation that is required to transform them from car centric to people serving.. Toll Credits will be used to match federal funds for the PE phase												
Change Reason: New Project												
Capacity Status:NCI Exempt Category:All Projects - Bus terminal and transfer points												
Est Total Cost: \$1,000												
	TOTAL	PRIOR	22/23	23/24	24/25	25/26	26/27	FUTURE	PE	RW	CON	
RSTP	\$1,000			\$1,000					\$1,000			
TOTAL	\$1,000			\$1,000					\$1,000			

MPO ID: SAN302											RTIP #:23-05	
Project Title: Smart Corridors										SANDAG ID: 3430200		
Project Description: Develop and support a variety of initiatives aimed at building out the Managed Lanes network envisioned in the Regional Plan. Toll Credits will be used to match federal funds for the PE phase. Toll Credits will be used to match federal funds for the PE phase												
Change Reason: New Project												
Capacity Status:NCI Exempt Category:Other - Engineering studies												
Est Total Cost: \$600												
	TOTAL	PRIOR	22/23	23/24	24/25	25/26	26/27	FUTURE	PE	RW	CON	
RSTP	\$600			\$600					\$600			
TOTAL	\$600			\$600					\$600			

MPO ID: SAN303											RTIP #:23-05	
Project Title: Active Transportation Planning and Programs										SANDAG ID: 3300200		
Project Description: Support SANDAG efforts to improve mobility and access through coordinated active transportation planning and project development activities. Toll Credits will be used to match federal funds for the PE phase. Toll Credits will be used to match federal funds for the PE phase												
Change Reason: New Project												
Capacity Status:NCI Exempt Category:Air Quality - Bicycle and pedestrian facilities												
Est Total Cost: \$1,067												
	TOTAL	PRIOR	22/23	23/24	24/25	25/26	26/27	FUTURE	PE	RW	CON	
RSTP	\$400			\$400					\$400			
TDA	\$667			\$667					\$667			
TOTAL	\$1,067			\$1,067					\$1,067			

**2023 Regional Transportation Improvement Program
Amendment No. 5
San Diego Region (in \$000s)**

San Diego Association of Governments

MPO ID: SAN304		RTIP #:23-05									
Project Title:		FACT - Vehicle Purchase									
Project Description:		Not Location Specific - purchase of 12 accessible low-floor mini-vans. Toll Credits will be used to match federal funds for the PE phase									
Change Reason:		New Project									
Capacity Status:		NCI Exempt Category: Mass Transit - Purchase new buses and rail cars to replace existing vehicles or minor expansions of fleet									
Est Total Cost: \$779											
	TOTAL	PRIOR	22/23	23/24	24/25	25/26	26/27	FUTURE	PE	RW	CON
FTA 5339	\$779		\$779						\$779		
TOTAL	\$779		\$779						\$779		

Draft

**2023 Regional Transportation Improvement Program
Amendment No. 5
San Diego Region (in \$000s)**

San Diego County

MPO ID: CNTY102 **RTIP #:23-05**

Project Title: Riverford Road Intersection at SR 67

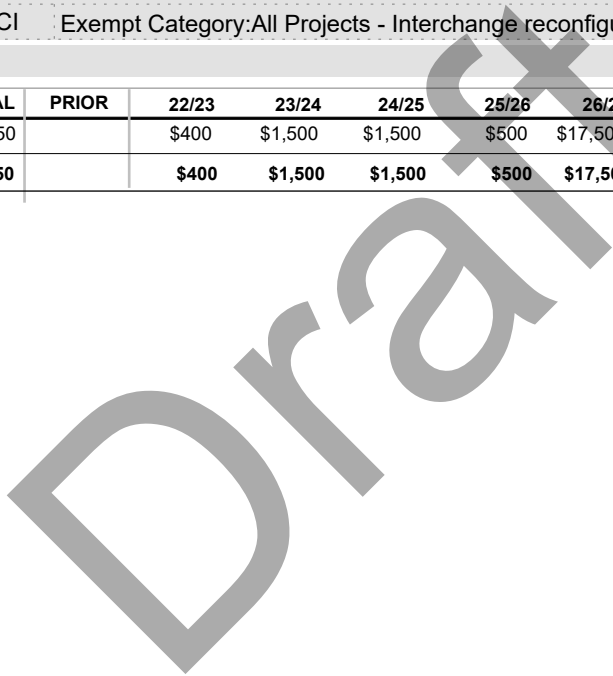
Project Description: Intersection on SR 67 at Riverford Road and Woodside Ave - Improve the intersection at Riverford Road and SR 67 with two roundabouts at Woodside Ave and N. Woodside Ave. The project will improve overall operations, circulation, and provide a more complete street that is accessible for all users at the SR 67 / Riverford Road Interchange. The proposed project will not increase the number of travel lanes at the project interchange intersections or the vehicle capacity of the roadway. This project will also provide sidewalk and bicycle lane continuity. Modifications to the SR 67 and Riverford Rd. interchange are necessary to improve local and regional traffic, facilitate transit services, and improve trail, bicycle and pedestrian connectivity.

Change Reason: New Project

RT:67 Capacity Status:NCI Exempt Category:All Projects - Interchange reconfiguration projects

Est Total Cost: \$22,150

	TOTAL	PRIOR	22/23	23/24	24/25	25/26	26/27	FUTURE	PE	RW	CON
Local Funds	\$22,150		\$400	\$1,500	\$1,500	\$500	\$17,500	\$750	\$3,400	\$500	\$18,250
TOTAL	\$22,150		\$400	\$1,500	\$1,500	\$500	\$17,500	\$750	\$3,400	\$500	\$18,250



**2023 Regional Transportation Improvement Program
Amendment No. 5
San Diego Region (in \$000s)**

San Diego Metropolitan Transit System

MPO ID: MTS31 **RTIP #:23-05**

Project Title: Bus & Rail Electrification and Power

Project Description: Along Blue Line Right-Of-Way (ROW) - Within MTS Service Area - FY24
 Projects Include: - Zero Emission Charging Infrastructure Design, Construction, and Equipment: - IAD and KMD Overhead Charging Infrastructure - IAD Tire storage design - ECD Battery Storage - ECD Overhead Charging Master Plan - Rail Electrification, Replacements, and Design: - Downtown Parallel Feeder Cables - Catenary and Substation Replacements - Sicas S7 System Wide Replacement

Change Reason: Revise Fund Source, Revise funding between fiscal years

Capacity Status:NCI Exempt Category:Mass Transit - Track rehabilitation in existing right of way

Est Total Cost: **\$80,123**

	TOTAL	PRIOR	22/23	23/24	24/25	25/26	26/27	FUTURE	PE	RW	CON
FTA 5307	\$1,600	\$1,600									\$1,600
FTA 5337	\$42,137		\$3,492		\$12,880	\$12,965	\$12,800				\$42,137
Federal Disc. - CPF - Transit Infra	\$2,630	\$750	\$1,880								\$2,630
SB1 - SGR	\$4,462	\$4,462									\$4,462
SB1 - TIRCP	\$8,064			\$8,064							\$8,064
STA	\$1,746	\$1,746									\$1,746
TDA	\$19,484	\$1,355	\$3,555	\$7,319		\$3,220	\$4,035				\$19,484
TOTAL	\$80,123	\$9,913	\$8,927	\$15,383	\$12,880	\$16,185	\$16,835				\$80,123

PROJECT LAST AMENDED 23-03

	TOTAL	PRIOR	22/23	23/24	24/25	25/26	26/27	FUTURE	PE	RW	CON
FTA 5307	\$1,600	\$1,600									\$1,600
FTA 5337	\$41,637		\$2,992		\$12,880	\$12,965	\$12,800				\$41,637
Federal Disc.- CPF -Transit Infra	\$2,630	\$750	\$1,880								\$2,630
SB1 - SGR	\$4,462	\$4,462									\$4,462
SB1 - TIRCP	\$8,064			\$8,064							\$8,064
STA	\$1,746	\$1,746									\$1,746
TDA	\$19,984	\$1,355	\$3,555	\$7,819		\$3,220	\$4,035				\$19,984
TOTAL	\$80,123	\$9,913	\$8,427	\$15,883	\$12,880	\$16,185	\$16,835				\$80,123

**2023 Regional Transportation Improvement Program
Amendment No. 5
San Diego Region (in \$000s)**

San Diego Metropolitan Transit System

MPO ID: MTS35	RTIP #:23-05
Project Title: Fixed Guideway Transitways/Lines Project Description: MTS service area - Within MTS Service Area - FY24 Projects Include: - Rail Infrastructure Maintenance/Replacements/Design: - Blue Line Fence Improvements - Orange Line Improvement Project - Special Trackwork Replacement - Street Trackage Pavement Replacement - Rail Fastener Replacement - Fletcher - Beyer Track and Slope - S85 Retaining Wall - Rio Vista Platform Design Phase II - Green Line IMT Double Tracks Rail infrastructure maintenance and upgrade projects, including grade crossing replacement, station trackway replacement, and trackwork replacement. Change Reason: Reduce funding Capacity Status:NCI Exempt Category:Mass Transit - Track rehabilitation in existing right of way	

Est Total Cost: \$131,301											
	TOTAL	PRIOR	22/23	23/24	24/25	25/26	26/27	FUTURE	PE	RW	CON
FTA 5307	\$622	\$622									\$622
FTA 5337	\$7,670	\$921	\$3,276	\$57	\$366		\$3,049				\$7,670
Prop 1B - PTMISEA	\$464	\$464									\$464
Prop 1B Transit Sec Grant Prg	\$800	\$800									\$800
SB1 - TIRCP	\$49,089	\$31,579	\$2,950	\$1,040	\$13,520						\$49,089
STA	\$5,831	\$5,831									\$5,831
Local Funds	\$8,236	\$4,000	\$3,932	\$304							\$8,236
TDA	\$58,589	\$25,817	\$10,712	\$4,475	\$10,268	\$3,457	\$3,860				\$58,589
TOTAL	\$131,301	\$70,034	\$20,870	\$5,876	\$24,154	\$3,457	\$6,909				\$131,301

PROJECT LAST AMENDED 23-03											
	TOTAL	PRIOR	22/23	23/24	24/25	25/26	26/27	FUTURE	PE	RW	CON
FTA 5307	\$622	\$622									\$622
FTA 5337	\$8,170	\$921	\$3,776	\$57	\$366		\$3,049				\$8,170
Prop 1B - PTMISEA	\$464	\$464									\$464
Prop 1B Transit Sec Grant Prg	\$800	\$800									\$800
SB1 - TIRCP	\$49,089	\$31,579	\$2,950	\$1,040	\$13,520						\$49,089
STA	\$17,331	\$5,831		\$11,500							\$17,331
Local Funds	\$8,236	\$4,000	\$3,932	\$304							\$8,236
TDA	\$58,089	\$25,817	\$10,712	\$3,975	\$10,268	\$3,457	\$3,860				\$58,089
TOTAL	\$142,801	\$70,034	\$21,370	\$16,876	\$24,154	\$3,457	\$6,909				\$142,801

**2023 Regional Transportation Improvement Program
Amendment No. 5
San Diego Region (in \$000s)**

San Diego Metropolitan Transit System

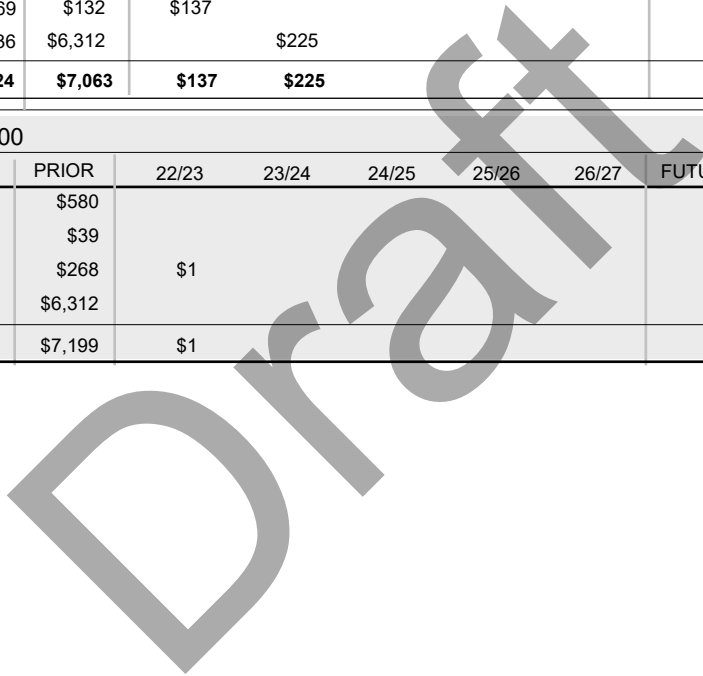
MPO ID: MTS45											RTIP #:23-05	
Project Title: MTS Orange Line Corridor Improvement Study Project Description: Baltimore Junction and Euclid Avenue - This San Diego Metropolitan Transit System (MTS) is leading the Orange Line Corridor Improvement Study with the support of a consultant. This grant will provide the funding for two different planning and engineering studies along the Orange Line corridor: 1) Feasibility study of stations, connecting track, and other infrastructure at the Baltimore Junction (Baltimore Junction Area Planning Study); and 2) Study of grade separation opportunities near Euclid Avenue assist in identifying improvements required for safety and transit service improvements Change Reason: Revise Fund Source Capacity Status:NCI Exempt Category:Other - Engineering studies												
Est Total Cost: \$750												
	TOTAL	PRIOR	22/23	23/24	24/25	25/26	26/27	FUTURE	PE	RW	CON	
Other Fed - ARPA 2021 - FTA 5307	\$750		\$750						\$750			
TOTAL	\$750		\$750						\$750			
PROJECT LAST AMENDED 23-03												
	TOTAL	PRIOR	22/23	23/24	24/25	25/26	26/27	FUTURE	PE	RW	CON	
American Rescue Plan Act of 2021	\$750		\$750						\$750			
TOTAL	\$750		\$750						\$750			

MPO ID: SAN262											RTIP #:23-05	
Project Title: Low-Floor Light Rail Transit Vehicles Project Description: In the San Diego region for the Blue and Orange Lines - procurement of 47 LRVs to replace existing SD100 fleet to support minor service enhancements. Change Reason: Revise funding between fiscal years Capacity Status:NCI Exempt Category:Mass Transit - Purchase new buses and rail cars to replace existing vehicles or minor expansions of fleet												
Est Total Cost: \$72,260												
	TOTAL	PRIOR	22/23	23/24	24/25	25/26	26/27	FUTURE	PE	RW	CON	
TransNet - MC	\$260	\$1	\$60	\$125	\$74							\$260
RSTP	\$72,000	\$30,000	\$12,000	\$15,000	\$15,000							\$72,000
TOTAL	\$72,260	\$30,001	\$12,060	\$15,125	\$15,074							\$72,260
PROJECT LAST AMENDED 23-00												
	TOTAL	PRIOR	22/23	23/24	24/25	25/26	26/27	FUTURE	PE	RW	CON	
TransNet - MC	\$260	\$50	\$60	\$125	\$25							\$260
RSTP	\$72,000	\$30,000	\$12,000	\$25,000	\$5,000							\$72,000
TOTAL	\$72,260	\$30,050	\$12,060	\$25,125	\$5,025							\$72,260

**2023 Regional Transportation Improvement Program
Amendment No. 5
San Diego Region (in \$000s)**

San Marcos, City of

MPO ID: SM22		RTIP #:23-05									
Project Title:		South Santa Fe from Bosstick to Smilax #88179							RTP REF: A-28 (2019)		
Project Description:		Intersection at S. Santa Fe Rd and Smilax Rd. - Realign and signalize the intersection located at S. Santa Fe Road and Smilax Road. This project will also widen S. Santa Fe in the westbound direction. Improvements will include the construction of new pavement, new intersection configuration and new bike lanes.							RAS (T2-11)		
Change Reason:		Increase funding							TransNet - LSI: CR		
Capacity Status:CI		Exempt Category:Non-Exempt									
Est Total Cost: \$7,424		Open to Traffic: Dec 2020									
	TOTAL	PRIOR	22/23	23/24	24/25	25/26	26/27	FUTURE	PE	RW	CON
TransNet - H (78)	\$580	\$580								\$580	
TransNet - LSI	\$39	\$39							\$39		
TransNet - LSI Carry Over	\$269	\$132	\$137						\$101		\$168
Local Funds	\$6,536	\$6,312		\$225					\$263	\$3,308	\$2,965
TOTAL	\$7,424	\$7,063	\$137	\$225					\$403	\$3,888	\$3,133
PROJECT LAST AMENDED 23-00											
	TOTAL	PRIOR	22/23	23/24	24/25	25/26	26/27	FUTURE	PE	RW	CON
TransNet - H (78)	\$580	\$580								\$580	
TransNet - LSI	\$39	\$39							\$39		
TransNet - LSI Carry Over	\$269	\$268	\$1						\$101		\$168
Local Funds	\$6,311	\$6,312							\$263	\$3,308	\$2,740
TOTAL	\$7,199	\$7,199	\$1						\$403	\$3,888	\$2,908



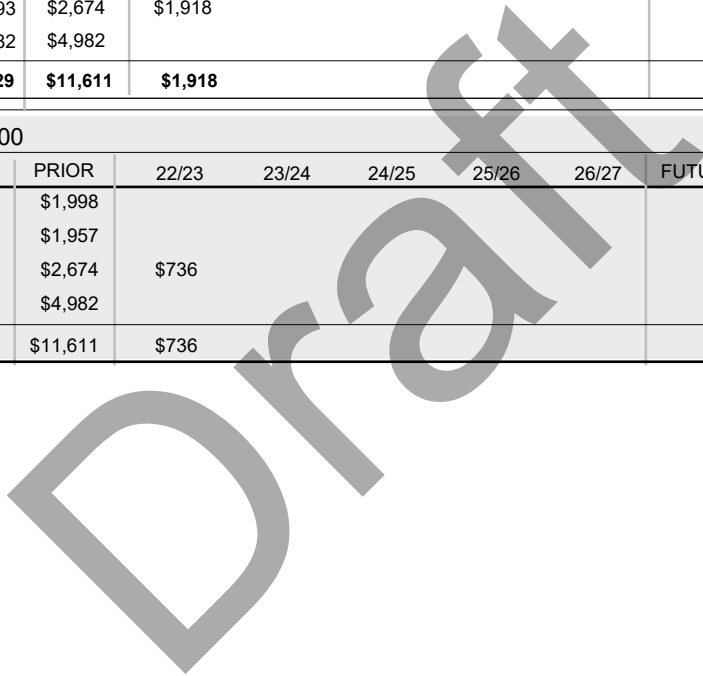
**2023 Regional Transportation Improvement Program
Amendment No. 5
San Diego Region (in \$000s)**

San Marcos, City of

MPO ID: SM31		RTIP #:23-05
Project Title:	San Marcos Creek Specific Plan - Discovery St. Widening and Flood Control Improvements #88265	RTP REF: A-62; C-49 (2021) RAS (T2-11) <i>TransNet</i> - LSI: CR
Project Description:	From Via Vera Cruz Rd to Bent Ave/Craven Rd - Part of San Marcos Creek Specific Plan group of projects to widen Discovery St. to four lane secondary arterial between Via Vera Cruz and Bent Ave. Improvements include construction of roadway improvements, bike lanes and trails.	
Change Reason:	Increase funding	
Capacity Status:	CI	
Exempt Category:	Non-Exempt	

Est Total Cost: \$13,529		Open to Traffic: Sep 2022									
	TOTAL	PRIOR	22/23	23/24	24/25	25/26	26/27	FUTURE	PE	RW	CON
<i>TransNet</i> - Bond	\$1,997	\$1,998							\$1,457	\$40	\$500
<i>TransNet</i> - LSI Carry Over	\$1,957	\$1,957							\$537	\$450	\$970
Local Funds	\$4,593	\$2,674	\$1,918						\$147	\$215	\$4,231
Local RTCIP	\$4,982	\$4,982									\$4,982
TOTAL	\$13,529	\$11,611	\$1,918						\$2,141	\$705	\$10,683

PROJECT LAST AMENDED 23-00											
	TOTAL	PRIOR	22/23	23/24	24/25	25/26	26/27	FUTURE	PE	RW	CON
<i>TransNet</i> - Bond	\$1,997	\$1,998							\$1,457	\$40	\$500
<i>TransNet</i> - LSI Carry Over	\$1,957	\$1,957							\$537	\$450	\$970
Local Funds	\$3,411	\$2,674	\$736						\$147	\$215	\$3,049
Local RTCIP	\$4,982	\$4,982									\$4,982
TOTAL	\$12,347	\$11,611	\$736						\$2,141	\$705	\$9,501



**2023 Regional Transportation Improvement Program
Amendment No. 5
San Diego Region (in \$000s)**

San Marcos, City of

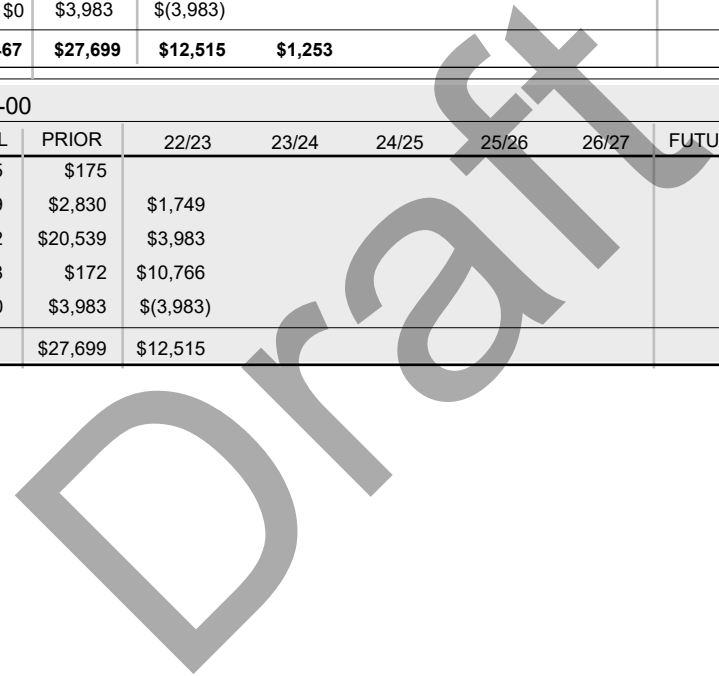
MPO ID: SM32	RTIP #:23-05
Project Title: Via Vera Cruz Bridge and Street Improvements #88264	RTP REF: A-62: C-49 (2021) <i>TransNet</i> - LSI: CR
Project Description: Bridge 57C0867 - Part of San Marcos Creek Specific Plan group of projects to widen to four lane secondary arterial and construct a bridge at San Marcos Creek	
Change Reason: Increase funding	
Capacity Status: CI	Exempt Category: Non-Exempt

Est Total Cost: **\$41,467** Open to Traffic: Jan 2022

	TOTAL	PRIOR	22/23	23/24	24/25	25/26	26/27	FUTURE	PE	RW	CON
<i>TransNet</i> - LSI	\$175	\$175									\$175
<i>TransNet</i> - LSI Carry Over	\$4,579	\$2,830	\$1,749						\$241	\$11	\$4,327
HBP	\$24,522	\$20,539	\$3,983						\$2,390	\$443	\$21,689
Local Funds	\$12,191	\$172	\$10,766	\$1,253					\$115	\$57	\$12,019
Local Funds AC	\$0	\$3,983	\$(3,983)								
TOTAL	\$41,467	\$27,699	\$12,515	\$1,253					\$2,746	\$511	\$38,210

PROJECT LAST AMENDED 23-00

	TOTAL	PRIOR	22/23	23/24	24/25	25/26	26/27	FUTURE	PE	RW	CON
<i>TransNet</i> - LSI	\$175	\$175									\$175
<i>TransNet</i> - LSI Carry Over	\$4,579	\$2,830	\$1,749						\$241	\$11	\$4,327
HBP	\$24,522	\$20,539	\$3,983						\$2,390	\$443	\$21,689
Local Funds	\$10,938	\$172	\$10,766						\$115	\$57	\$10,766
Local Funds AC	\$0	\$3,983	\$(3,983)								
TOTAL	\$40,214	\$27,699	\$12,515						\$2,746	\$511	\$36,957



**2023 Regional Transportation Improvement Program
Amendment No. 5
San Diego Region (in \$000s)**

San Marcos, City of

MPO ID: SM48	RTIP #:23-05											
Project Title:	San Marcos Creek Specific Plan: Creekside Drive and Pad Grading #88505								RTP REF: A-63; C-49 (2021) <i>TransNet</i> - LSI: CR			
Project Description:	Creekside Drive from Via Vera Cruz to Grand Ave (.57 miles) - construct approximately 3,000 feet of a two-lane collector road from Via Vera Cruz to Grand Avenue in the City of San Marcos; will include two 12' lanes, diagonal parking on the north side, and parallel parking on the south side; the project will also include a 10' bike trail meandering along the south side											
Change Reason:	Reduce funding											
Capacity Status:	CI		Exempt Category:Non-Exempt									
Est Total Cost:	\$10,492		Open to Traffic: Apr 2023									

	TOTAL	PRIOR	22/23	23/24	24/25	25/26	26/27	FUTURE	PE	RW	CON
<i>TransNet</i> - Bond	\$1,384	\$1,384							\$929	\$455	
<i>TransNet</i> - LSI (Cash)	\$473	\$473							\$473		
<i>TransNet</i> - LSI Carry Over	\$914	\$914									\$914
Local Funds	\$7,721	\$9,693	\$2,149	\$(4,121)						\$170	\$7,551
TOTAL	\$10,492	\$12,464	\$2,149	\$(4,121)					\$1,402	\$625	\$8,465

PROJECT LAST AMENDED 23-00

	TOTAL	PRIOR	22/23	23/24	24/25	25/26	26/27	FUTURE	PE	RW	CON
<i>TransNet</i> - Bond	\$1,384	\$1,384							\$929	\$455	
<i>TransNet</i> - LSI (Cash)	\$473	\$473							\$473		
<i>TransNet</i> - LSI Carry Over	\$914	\$914									\$914
Local Funds	\$11,842	\$9,693	\$2,149							\$170	\$11,672
TOTAL	\$14,613	\$12,464	\$2,149						\$1,402	\$625	\$12,586

MPO ID: SM56	RTIP #:23-05											
Project Title:	Bent Ave. Bridge and Improvements #88263								<i>TransNet</i> - LSI: CR			
Project Description:	Bridge 00L0045 - Part of San Marcos Creek Specific Plan set of projects to construct new two lane bridge to replace existing two lane low water crossing- Local and <i>TransNet</i> funds to match HBP funds programmed as part of CAL44 Highway Bridge Program											
Change Reason:	Increase funding											
Capacity Status:	NCI		Exempt Category:Safety - Non capacity widening or bridge reconstruction									
Est Total Cost:	\$12,823											

	TOTAL	PRIOR	22/23	23/24	24/25	25/26	26/27	FUTURE	PE	RW	CON
<i>TransNet</i> - LSI	\$103	\$103							\$103		
<i>TransNet</i> - LSI Carry Over	\$1,222	\$1,222							\$63		\$1,159
Local Funds	\$11,498	\$7,148	\$4,350						\$122		\$11,376
TOTAL	\$12,823	\$8,473	\$4,350						\$288		\$12,535

PROJECT LAST AMENDED 23-00

	TOTAL	PRIOR	22/23	23/24	24/25	25/26	26/27	FUTURE	PE	RW	CON
<i>TransNet</i> - LSI	\$103	\$103							\$103		
<i>TransNet</i> - LSI Carry Over	\$1,222	\$1,222							\$63		\$1,159
Local Funds	\$8,229	\$7,148	\$1,081						\$122		\$8,107
TOTAL	\$9,554	\$8,473	\$1,081						\$288		\$9,266

**2023 Regional Transportation Improvement Program
Amendment No. 5
San Diego Region (in \$000s)**

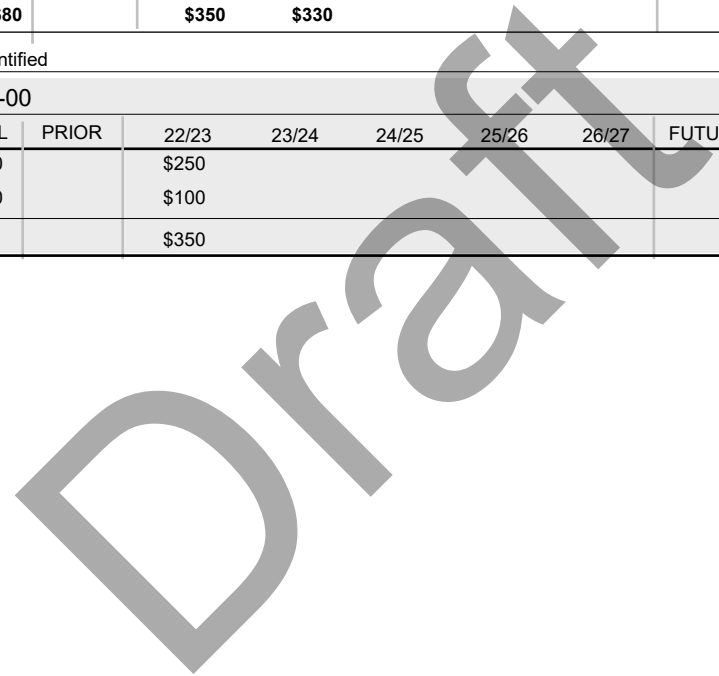
San Marcos, City of

MPO ID: SM62		RTIP #:23-05
Project Title:	Annual Surface Seal Project #ST001	<i>TransNet</i> - LSI: Maint
Project Description:	Various roadways throughout San Marcos - Street surface seals and overlays under 1 inch at various locations throughout the city. Improvements include the applications of bituminous surface seals, restriping to current City standards to provide bike facilities wherever possible and provide updated striping at pedestrian crossings.	
Change Reason:	Increase funding	
	Capacity Status:NCI Exempt Category:Safety - Pavement resurfacing and/or rehabilitation	

Est Total Cost: \$680											
	TOTAL	PRIOR	22/23	23/24	24/25	25/26	26/27	FUTURE	PE	RW	CON
<i>TransNet</i> - LSI Carry Over	\$250		\$250								\$250
Local Funds	\$430		\$100	\$330					\$100		\$330
TOTAL	\$680		\$350	\$330					\$100		\$580

* Future fund source has not been identified

PROJECT LAST AMENDED 23-00											
	TOTAL	PRIOR	22/23	23/24	24/25	25/26	26/27	FUTURE	PE	RW	CON
<i>TransNet</i> - LSI Carry Over	\$250		\$250								\$250
Local Funds	\$100		\$100						\$100		
TOTAL	\$350		\$350						\$100		\$250



**2023 Regional Transportation Improvement Program
Amendment No. 5
San Diego Region (in \$000s)**

San Marcos, City of

MPO ID: SM64	RTIP #:23-05
Project Title: San Marcos Blvd. Reconstruction #ST005 Project Description: San Marcos Boulevard from Grand Ave to Rancho Santa Fe Rd. (6.75 miles) - This project includes the reconstruction of San Marcos Blvd. from Grand Ave. to Rancho Santa Fe Rd., including the removal and replacement of deteriorated pavement, removal of pavers at intersections, the installation of new signals throughout the corridor, updated pedestrian ramps for ADA compliance, and the repair and replacement of damaged and uplifted curbs, gutters and uplifted sidewalks. Improvements also include buffered bike lanes where possible. Change Reason: Revise funding between fiscal years	RAS (T2-11) TransNet - LSI: CR
Capacity Status: NCI Exempt Category: Safety - Pavement resurfacing and/or rehabilitation	

Est Total Cost: \$11,601

	TOTAL	PRIOR	22/23	23/24	24/25	25/26	26/27	FUTURE	PE	RW	CON
TransNet - LSI	\$2,376		\$1,541	\$316	\$519						\$2,376
TransNet - LSI Carry Over	\$2,766		\$2,378	\$388							\$2,766
Local Funds	\$4,603	\$1,200		\$1,199	\$2,204				\$600		\$4,003
Local RTCIP	\$1,856				\$1,856						\$1,856
TOTAL	\$11,601	\$1,200	\$3,919	\$1,903	\$4,579				\$600		\$11,001

PROJECT LAST AMENDED 23-00

	TOTAL	PRIOR	22/23	23/24	24/25	25/26	26/27	FUTURE	PE	RW	CON
TransNet - LSI	\$1,825	\$1,825									\$1,825
TransNet - LSI Carry Over	\$6,719	\$108	\$1,986	\$1,903	\$2,723						\$6,719
Local Funds	\$1,200	\$1,200							\$600		\$600
Local RTCIP	\$1,856				\$1,856						\$1,856
TOTAL	\$11,600	\$3,133	\$1,986	\$1,903	\$4,579				\$600		\$11,000

**2023 Regional Transportation Improvement Program
Amendment No. 5
San Diego Region (in \$000s)**

San Marcos, City of

MPO ID: SM67		RTIP #:23-05
Project Title:	San Marcos Blvd. at Discovery Street Intersection Improvements #86002	RAS (T2-11) <i>TransNet - LSI: CR</i>
Project Description:	Intersection at San Marcos Blvd and Discovery St - This project will adjust the intersection at San Marcos Blvd. and Discovery Street to eliminate the free-right turn, construct bike lanes and install a new traffic signal. The project will also widen San Marcos Blvd. in the westbound direction, for approximately 900 feet approaching the intersection providing a right turn lane into a highly used school site.	
Change Reason:	Increase funding, Revise funding between fiscal years	
	Capacity Status:NCI Exempt Category:Other - Intersection channelization projects	

Est Total Cost: **\$3,525**

	TOTAL	PRIOR	22/23	23/24	24/25	25/26	26/27	FUTURE	PE	RW	CON
<i>TransNet - LSI Carry Over</i>	\$350		\$350								\$350
Local Funds	\$3,175		\$3,175						\$995		\$2,180
TOTAL	\$3,525		\$3,525						\$995		\$2,530

PROJECT LAST AMENDED 23-00

	TOTAL	PRIOR	22/23	23/24	24/25	25/26	26/27	FUTURE	PE	RW	CON
<i>TransNet - LSI</i>	\$350	\$350									\$350
Local Funds	\$3,075		\$3,075						\$995		\$2,080
TOTAL	\$3,425	\$350	\$3,075						\$995		\$2,430

MPO ID: SM68

RTIP #:23-05

Project Title:	Traffic Management System Enhancement #88532	<i>TransNet - LSI: CR</i>
Project Description:	Various locations throughout the city. - This project will consolidate the construction of a new TMC bringing it up to date with current technologies. This project will also install new supporting infrastructure for the TMC including the installation of new traffic signal controllers at various locations throughout the city.	
Change Reason:	Increase funding	
	Capacity Status:NCI Exempt Category:Other - Traffic signal synchronization projects	

Est Total Cost: **\$2,746**

	TOTAL	PRIOR	22/23	23/24	24/25	25/26	26/27	FUTURE	PE	RW	CON
<i>TransNet - LSI Carry Over</i>	\$1,244	\$808	\$436						\$244		\$1,000
Local Funds	\$1,502	\$882	\$500	\$120					\$244		\$1,258
TOTAL	\$2,746	\$1,690	\$936	\$120					\$488		\$2,258

PROJECT LAST AMENDED 23-00

	TOTAL	PRIOR	22/23	23/24	24/25	25/26	26/27	FUTURE	PE	RW	CON
<i>TransNet - LSI Carry Over</i>	\$1,244	\$1,244							\$244		\$1,000
Local Funds	\$1,382	\$882		\$500					\$244		\$1,138
TOTAL	\$2,626	\$2,126		\$500					\$488		\$2,138

**2023 Regional Transportation Improvement Program
Amendment No. 5
San Diego Region (in \$000s)**

San Marcos, City of

MPO ID: SM72	RTIP #:23-05
Project Title: Annual Surface Seal Project FY24-FY27 #ST011	TransNet - LSI: Maint
Project Description: Various locations throughout the city - Various roadways throughout the City will be surface sealed. Improvements include restriping to current standards and adding buffered bike lanes where possible.	
Change Reason: Revise funding between fiscal years	
Capacity Status:NCI Exempt Category:Safety - Pavement resurfacing and/or rehabilitation	

Est Total Cost: \$10,000											
	TOTAL	PRIOR	22/23	23/24	24/25	25/26	26/27	FUTURE	PE	RW	CON
TransNet - LSI	\$4,365			\$1,643		\$722	\$2,000				\$4,365
TransNet - LSI Carry Over	\$3,529		\$2,000		\$251	\$1,278			\$200		\$3,329
Local Funds	\$2,106			\$357	\$1,749						\$2,106
TOTAL	\$10,000		\$2,000	\$2,000	\$2,000	\$2,000	\$2,000		\$200		\$9,800

PROJECT LAST AMENDED 23-00											
	TOTAL	PRIOR	22/23	23/24	24/25	25/26	26/27	FUTURE	PE	RW	CON
TransNet - LSI	\$5,906		\$1,541	\$1,643		\$722	\$2,000		\$200		\$5,706
TransNet - LSI Carry Over	\$1,988		\$459		\$251	\$1,278					\$1,988
Local Funds	\$2,106			\$357	\$1,749						\$2,106
TOTAL	\$10,000		\$2,000	\$2,000	\$2,000	\$2,000	\$2,000		\$200		\$9,800

MPO ID: SM74	RTIP #:23-05
Project Title: Olive Street Bridge #ST012	TransNet - LSI: Maint
Project Description: Bridge 57C0519 - Replacement of the existing Olive Street bridge. This project will also include trail and/or bicycle improvements.	
Change Reason: Revise funding between fiscal years	
Capacity Status:NCI Exempt Category:Safety - Non capacity widening or bridge reconstruction	

Est Total Cost: \$2,500											
	TOTAL	PRIOR	22/23	23/24	24/25	25/26	26/27	FUTURE	PE	RW	CON
TransNet - LSI	\$1,032				\$2	\$1,023	\$7				\$1,032
TransNet - LSI Carry Over	\$1,468		\$659	\$241	\$143	\$425			\$600		\$868
TOTAL	\$2,500		\$659	\$241	\$145	\$1,448	\$7		\$600		\$1,900

* Remaining funding not yet identified

PROJECT LAST AMENDED 23-00											
	TOTAL	PRIOR	22/23	23/24	24/25	25/26	26/27	FUTURE	PE	RW	CON
TransNet - LSI	\$1,841			\$241	\$145	\$1,448	\$7				\$1,841
TransNet - LSI Carry Over	\$659	\$600	\$59						\$600		\$59
TOTAL	\$2,500	\$600	\$59	\$241	\$145	\$1,448	\$7		\$600		\$1,900

**2023 Regional Transportation Improvement Program
Amendment No. 5
San Diego Region (in \$000s)**

Solana Beach, City of

MPO ID: SB22		RTIP #:23-05									
Project Title:		Lomas Santa Fe Drive Roadway and Corridor Improvements									
Project Description:		Lomas Santa Fe Drive from Santa Helena to Highland Drive (.95 miles) - On Lomas Santa Fe Drive, east of I-5 between Santa Helena and Highland Drive, construct new curbs and a multi-use trail along the northerly side of the existing roadway. Construct planted medians. Reconfigure and restripe the existing travel lanes and bike lanes to accommodate the multi-use trail. Add sidewalk along the south side, east of Las Banderas. Overlay the existing pavement with 2-inch asphalt concrete.									
Change Reason:		New Project									
Capacity Status:		NCI									
Exempt Category:		Air Quality - Bicycle and pedestrian facilities									
Est Total Cost: \$8,400											
	TOTAL	PRIOR	22/23	23/24	24/25	25/26	26/27	FUTURE	PE	RW	CON
Federal Disc. - CPF - Highway Infra	\$7,000			\$7,000							\$7,000
Local Funds	\$1,400			\$1,400							\$1,400
TOTAL	\$8,400			\$8,400							\$8,400

Draft

**2023 Regional Transportation Improvement Program
Amendment No. 5
San Diego Region (in \$000s)**

Various Agencies

MPO ID: V07		RTIP #:23-05
Project Title:	Biological Mitigation Program	SANDAG ID: 1200200
Project Description:	Countywide - habitat acquisition, restoration, creation, enhancement, management and monitoring necessary for meeting project mitigation requirements; mitigation efforts will focus on <i>TransNet</i> Early Action Program projects, then Regional Transportation Plan (RTP) Revenue Constrained projects	
Change Reason:	Increase funding	
Capacity Status:	NCI Exempt Category:Other - Advance land acquisitions	

Est Total Cost: **\$462,000**

	TOTAL	PRIOR	22/23	23/24	24/25	25/26	26/27	FUTURE	PE	RW	CON
<i>TransNet</i> - REMP	\$399,063	\$364,766	\$18,000	\$10,095	\$6,202				\$29,583	\$135,856	\$233,624
<i>TransNet</i> - Regional EMP (AC)	\$0	\$21,200			\$(10,700)	\$(10,500)					
CMAQ - Conversion	\$37,284	\$37,284									\$37,284
RSTP - Conversion	\$21,200				\$10,700	\$10,500					\$21,200
Local Funds	\$4,453	\$453	\$4,000								\$4,453
TOTAL	\$462,000	\$423,703	\$22,000	\$10,095	\$6,202				\$29,583	\$135,856	\$296,561

PROJECT LAST AMENDED 23-00

	TOTAL	PRIOR	22/23	23/24	24/25	25/26	26/27	FUTURE	PE	RW	CON
<i>TransNet</i> - REMP	\$399,063	\$364,766	\$18,000	\$10,095	\$6,202				\$29,583	\$135,856	\$233,624
<i>TransNet</i> - Regional EMP (AC)	\$0	\$21,200			\$(10,700)	\$(10,500)					
CMAQ - Conversion	\$37,284	\$37,284									\$37,284
RSTP - Conversion	\$21,200				\$10,700	\$10,500					\$21,200
Local Funds	\$453	\$453									\$453
TOTAL	\$458,000	\$423,703	\$18,000	\$10,095	\$6,202				\$29,583	\$135,856	\$292,561

MPO ID: V08		RTIP #:23-05
Project Title:	Regional Habitat Conservation Fund	SANDAG ID: 1200300
Project Description:	Countywide - regional habitat management and monitoring	
Change Reason:	Revise funding between fiscal years	
Capacity Status:	NCI Exempt Category:Other - Plantings, landscaping, etc	

Est Total Cost: **\$77,961**

	TOTAL	PRIOR	22/23	23/24	24/25	25/26	26/27	FUTURE	PE	RW	CON
<i>TransNet</i> - LEMP	\$28,814	\$4,282	\$3,457	\$4,769	\$4,306	\$4,000	\$4,000	\$4,000	\$28,814		
<i>TransNet</i> - REMP	\$48,804	\$48,803							\$29,632		\$19,172
Local Funds	\$343	\$343									\$343
TOTAL	\$77,961	\$53,428	\$3,457	\$4,769	\$4,306	\$4,000	\$4,000	\$4,000	\$58,446		\$19,515

PROJECT LAST AMENDED 23-00

	TOTAL	PRIOR	22/23	23/24	24/25	25/26	26/27	FUTURE	PE	RW	CON
<i>TransNet</i> - LEMP	\$28,412	\$4,678	\$4,135	\$4,000	\$4,000	\$4,000	\$4,000	\$3,599	\$28,312		\$100
<i>TransNet</i> - REMP	\$49,206	\$49,205							\$30,034		\$19,172
Local Funds	\$343	\$343									\$343
TOTAL	\$77,961	\$54,226	\$4,135	\$4,000	\$4,000	\$4,000	\$4,000	\$3,599	\$58,346		\$19,615

**2023 Regional Transportation Improvement Program
Amendment No. 5
San Diego Region (in \$000s)**

Various Agencies

MPO ID: V10		RTIP #:23-05
Project Title:	Grouped Projects for <i>TransNet</i> Smart Growth Incentive Program	SANDAG ID: 1224036, 1224047, 1224049, 1224050, 1224052, 1224053, 1224054, 1224055, 1224056, 1224058, 1224060, 1224061, 1224062, 1224064, 1224065, 1224067, 1224068, 1224069, 1224071, 3321900
Project Description:	Projects are consistent with 40 CFR Part 93.126 Exempt Tables 2 and Table 3 categories - Transportation enhancement activities (except rehabilitation and operation of historic transportation buildings, structures, or facilities)	
Change Reason:	Reduce funding	
	Capacity Status:NCl	Exempt Category:Other - Transportation enhancement activities

Est Total Cost: **\$39,285**

	TOTAL	PRIOR	22/23	23/24	24/25	25/26	26/27	FUTURE	PE	RW	CON
<i>TransNet</i> - LSI	\$3,588	\$185		\$1,153	\$750	\$500	\$500	\$500			\$3,588
<i>TransNet</i> - LSI Carry Over	\$653	\$653									\$653
<i>TransNet</i> - SGIP	\$18,643	\$5,995	\$10,938	\$1,410	\$150	\$150					\$18,643
Local Funds	\$16,401	\$7,987	\$8,114	\$100	\$100	\$100					\$16,401
TOTAL	\$39,285	\$14,820	\$19,052	\$2,663	\$1,000	\$750	\$500	\$500			\$39,285

PROJECT LAST AMENDED 23-01

	TOTAL	PRIOR	22/23	23/24	24/25	25/26	26/27	FUTURE	PE	RW	CON
<i>TransNet</i> - LSI	\$597	\$185		\$412							\$597
<i>TransNet</i> - LSI Carry Over	\$653	\$653									\$653
<i>TransNet</i> - SGIP	\$21,365	\$8,238	\$11,417	\$1,410	\$150	\$150					\$21,365
Local Funds	\$17,421	\$9,007	\$8,114	\$100	\$100	\$100					\$17,421
TOTAL	\$40,036	\$18,083	\$19,531	\$1,922	\$250	\$250					\$40,036

**2023 Regional Transportation Improvement Program
Amendment No. 5
San Diego Region (in \$000s)**

Various Agencies

MPO ID: V11		RTIP #:23-05
Project Title:	State Route 11	EA NO: 05631, PPNO: 0999
Project Description:	On new alignment from SR 125 to the U.S.-Mexico Border - Construction of four-lane toll highway facility, CVEF and POE in three segments: Segment 1: SR-11/905 to Enrico Fermi; Segment 2: SR-11 from Enrico Fermi to Siempre Viva; Segment 3: POE from Siempre Viva to Mexico Border. Toll Credits will be used to match federal funds for the PE phase, the ROW phase, and the CON phase.. Toll Credits will be used to match federal funds for the PE phase, Toll Credits will be used to match federal funds for the CON phase	RTP REF: A-5; A-30; B-24 SANDAG ID: 1201101, 1201102, 1201103, 1201105 EARMARK NO: CA393/740
Change Reason:	Increase funding, Revise Fund Source, Revise funding between fiscal years, Revise funding between phases	
RT:11	Capacity Status:CI	Exempt Category:Non-Exempt

Est Total Cost: \$1,052,770		Open to Traffic: Phase 1: Mar 2016		Phase 2: Sep 2021		Phase 3: Nov 2022					
	TOTAL	PRIOR	22/23	23/24	24/25	25/26	26/27	FUTURE	PE	RW	CON
TransNet - Border	\$33,475	\$5,150		\$28,325					\$30,686	\$2,789	
TransNet - MC	\$9,317	\$5,018	\$4,298						\$7,788	\$1,354	\$175
CBI	\$195,287	\$195,287							\$52,139	\$104,091	\$39,057
HPP	\$800	\$800							\$800		
INFRA	\$199,278	\$49,278		\$150,000							\$199,278
ITS	\$439	\$439							\$439		
Other Fed -TIFIA	\$243,000				\$243,000						\$243,000
RSTP	\$2,500		\$2,500						\$2,500		
Prop 1B - TCIF	\$73,385	\$73,385									\$73,385
SB1 - TCEP	\$224,688	\$84,688		\$140,000					\$14,610	\$37,770	\$172,308
STIP-IIP NHS	\$6,882	\$6,882							\$6,882		
STIP-IIP Prior State Cash	\$5,200	\$5,200							\$5,200		
STIP-IIP State Cash	\$919	\$919							\$919		
Local Funds	\$57,600	\$2,600			\$55,000				\$2,600		\$55,000
Local Funds AC	\$0			\$243,000	\$(243,000)						
TOTAL	\$1,052,770	\$429,646	\$6,798	\$561,325	\$55,000				\$124,563	\$146,004	\$782,203

* Environmental Document funded from STIP-IIP prior to CIP

PROJECT LAST AMENDED 23-01											
	TOTAL	PRIOR	22/23	23/24	24/25	25/26	26/27	FUTURE	PE	RW	CON
TransNet - Border	\$8,475	\$5,130	\$3,345						\$3,004	\$5,471	
TransNet - MC	\$9,316	\$5,018	\$4,298						\$4,315	\$4,826	\$175
CBI	\$195,287	\$195,287							\$52,139	\$104,091	\$39,057
HPP	\$800	\$800							\$800		
INFRA	\$199,278	\$49,278		\$150,000							\$199,278
ITS	\$439	\$439							\$439		
Other Fed -TIFIA	\$213,200							\$213,200			\$213,200
RSTP	\$2,500		\$2,500						\$2,500		
Prop 1B - TCIF	\$73,385	\$73,385									\$73,385
SB1 - TCEP	\$84,688	\$84,688							\$14,610	\$37,770	\$32,308
STIP-IIP NHS	\$6,882	\$6,882							\$6,882		
STIP-IIP Prior State Cash	\$5,200	\$5,200							\$5,200		
STIP-IIP State Cash	\$919	\$919							\$919		
Local Funds	\$197,600	\$2,600	\$195,000						\$2,600		\$195,000
Local Funds AC	\$0		\$213,200					-\$213,200			
TOTAL	\$997,969	\$429,626	\$418,343	\$150,000					\$93,408	\$152,158	\$752,403

**2023 Regional Transportation Improvement Program
Amendment No. 5
San Diego Region (in \$000s)**

MPO ID: V12		RTIP #:23-05									
Project Title:		Grouped Projects for Bicycle and Pedestrian Facilities.							SANDAG ID: 1223054, 1223057, 1223058		
Project Description:		Projects are consistent with 40 CFR Part 93.126 Exempt Table 2 categories - bicycle and pedestrian facilities (both motorized and non-motorized)									
Change Reason:		Increase funding									
Capacity Status:		NCI							Exempt Category: Air Quality - Bicycle and pedestrian facilities		
Est Total Cost: \$46,902											
	TOTAL	PRIOR	22/23	23/24	24/25	25/26	26/27	FUTURE	PE	RW	CON
TransNet - BPNS	\$27,410	\$11,702	\$6,383	\$6,855	\$1,216	\$1,050	\$205				\$27,410
CRRSAA	\$4,100		\$4,100								\$4,100
RSTP	\$1,863		\$1,863								\$1,863
ATP - R	\$7,284		\$4,450	\$2,834							\$7,284
CRP	\$2,593	\$266	\$2,327								\$2,593
Local Funds	\$799			\$799							\$799
TDA - Bicycles	\$2,853		\$2,853								\$2,853
TOTAL	\$46,902	\$11,968	\$21,976	\$10,488	\$1,216	\$1,050	\$205				\$46,902
PROJECT LAST AMENDED 23-01											
	TOTAL	PRIOR	22/23	23/24	24/25	25/26	26/27	FUTURE	PE	RW	CON
TransNet - BPNS	\$28,403	\$12,634	\$9,452	\$5,606	\$640	\$70	\$1				\$28,403
CRRSAA	\$4,100		\$4,100								\$4,100
RSTP	\$1,863		\$1,863								\$1,863
ATP - R	\$4,450		\$4,450								\$4,450
CRP	\$2,593		\$2,593								\$2,593
Local Funds	\$790			\$790							\$790
TOTAL	\$42,199	\$12,634	\$22,458	\$6,396	\$640	\$70	\$1				\$42,199

**2023 Regional Transportation Improvement Program
Amendment No. 5
San Diego Region (in \$000s)**

Various Agencies

MPO ID: V14		RTIP #:23-05
Project Title:	Grouped Projects for Bicycle and pedestrian facilities - Active Transportation Program (ATP)	SANDAG ID: 1223014, 1223093
Project Description:	Projects are consistent with 40 CFR Part 93.126 Exempt Tables 2 and Table 3 categories - Bicycle and pedestrian facilities (both motorized and Non-motorized)	
Change Reason:	Increase funding	
Capacity Status:	NCI	
Exempt Category:	Air Quality - Bicycle and pedestrian facilities	

Est Total Cost: \$108,709

	TOTAL	PRIOR	22/23	23/24	24/25	25/26	26/27	FUTURE	PE	RW	CON
TransNet - BPNS	\$3,845	\$3,501	\$157	\$129	\$58						\$3,845
TransNet - LSI	\$4,533	\$4,283	\$250								\$4,533
TransNet - LSI (Cash)	\$50	\$50									\$50
TransNet - LSI Carry Over	\$3,618	\$2,613	\$1,005								\$3,618
Federal Disc. - CPF - Highway Infra	\$300		\$300								\$300
ATP - R	\$21,330	\$16,145	\$5,185								\$21,330
ATP - S	\$62,705	\$10,224	\$12,802	\$13,369	\$1,665		\$24,645				\$62,705
Local Funds	\$11,368	\$5,871	\$372	\$3,125	\$1,000	\$1,000					\$11,368
Local RTCIP	\$960		\$960								\$960
TOTAL	\$108,709	\$42,687	\$21,031	\$16,623	\$2,723	\$1,000	\$24,645				\$108,709

PROJECT LAST AMENDED 23-02

	TOTAL	PRIOR	22/23	23/24	24/25	25/26	26/27	FUTURE	PE	RW	CON
TransNet - BPNS	\$586	\$225	\$174	\$100	\$87						\$586
TransNet - LSI	\$7,648	\$4,283	\$250	\$695	\$2,420						\$7,648
TransNet - LSI (Cash)	\$50	\$50									\$50
TransNet - LSI Carry Over	\$3,618	\$2,613	\$1,005								\$3,618
Federal Disc. - CPF - Highway Infra	\$300		\$300								\$300
ATP - R	\$8,945	\$3,760	\$5,185								\$8,945
ATP - S	\$55,964	\$10,224	\$12,802	\$6,628	\$1,665		\$24,645				\$55,964
Local Funds	\$8,253	\$4,756	\$648	\$2,849							\$8,253
Local RTCIP	\$960		\$960								\$960
TOTAL	\$86,324	\$25,911	\$21,324	\$10,272	\$4,172		\$24,645				\$86,324

**2023 Regional Transportation Improvement Program
Amendment No. 5
San Diego Region (in \$000s)**

Various Agencies

MPO ID: V17		RTIP #:23-05
Project Title:	Grouped Projects for Bicycle and pedestrian facilities funded with <i>TransNet</i> Active Transportation Grant Program (ATGP)	SANDAG ID: 1223071, 19011004, 19011006, 19011009
Project Description:	Projects are consistent with 40 CFR Part 93.126 Exempt Tables 2 and Table 3 categories - Bicycle and pedestrian facilities (both motorized and Non-motorized)	
Change Reason:	Reduce funding	
Capacity Status:NCI		Exempt Category:Air Quality - Bicycle and pedestrian facilities

Est Total Cost: **\$4,616**

	TOTAL	PRIOR	22/23	23/24	24/25	25/26	26/27	FUTURE	PE	RW	CON
<i>TransNet</i> - BPNS	\$1,054	\$116	\$938								\$1,054
Local Funds	\$2,789	\$608	\$1,480		\$700						\$2,789
TDA	\$701	\$188	\$513								\$701
TDA - Bicycles	\$72	\$72									\$72
TOTAL	\$4,616	\$984	\$2,931		\$700						\$4,616

PROJECT LAST AMENDED 23-00

	TOTAL	PRIOR	22/23	23/24	24/25	25/26	26/27	FUTURE	PE	RW	CON
<i>TransNet</i> - BPNS	\$1,054	\$116	\$938								\$1,054
Local Funds	\$2,828	\$623	\$1,504		\$700						\$2,828
TDA	\$824	\$198	\$626								\$824
TDA - Bicycles	\$72	\$72									\$72
TOTAL	\$4,778	\$1,009	\$3,068		\$700						\$4,778

MPO ID: V18

RTIP #:23-05

Project Title:	I-5/Voigt Drive Improvements	EA NO: 2T215
Project Description:	between La Jolla Village Drive and Genesee Avenue - in San Diego, on Interstate 5, construction of the realignment of both Campus Point and Voigt Drive between I-5 and Genesee Avenue	RTP REF: CC111; A-29 (2019)
Change Reason:	Increase funding, Revise funding between fiscal years	SANDAG ID: 1200507
RT:5	Capacity Status:CI	Exempt Category:Non-Exempt

Est Total Cost: **\$43,380**

Open to Traffic: Dec 2021

	TOTAL	PRIOR	22/23	23/24	24/25	25/26	26/27	FUTURE	PE	RW	CON
<i>TransNet</i> - MC	\$26,370	\$22,465	\$994	\$2,906	\$5				\$7,496		\$18,874
SB1 - LPP Formula	\$16,130	\$16,130									\$16,130
Local Funds	\$880	\$880							\$880		
TOTAL	\$43,380	\$39,475	\$994	\$2,906	\$5				\$8,376		\$35,004

* Local funds on related Major Capital projects not programmed

PROJECT LAST AMENDED 23-00

	TOTAL	PRIOR	22/23	23/24	24/25	25/26	26/27	FUTURE	PE	RW	CON
<i>TransNet</i> - MC	\$25,801	\$23,679	\$1,467	\$656					\$6,489		\$19,312
SB1 - LPP Formula	\$16,130	\$16,130									\$16,130
Local Funds	\$880	\$880							\$880		
TOTAL	\$42,811	\$40,689	\$1,467	\$656					\$7,369		\$35,442

**2023 Regional Transportation Improvement Program
Amendment No. 5
San Diego Region (in \$000s)**

Various Agencies

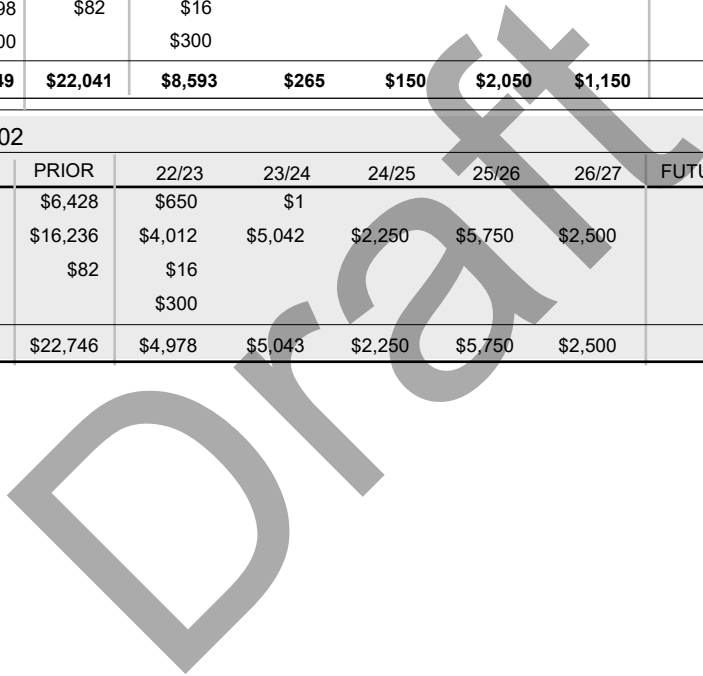
MPO ID: V20		RTIP #:23-05
Project Title:	Grouped Projects for Engineering - Complete Corridor Studies	SANDAG ID: 1600001, 1600101, 1600102, 1600501, 1600503, 1600504, 1600801, 1601501, 1605201, 1605601, 1606701, 1607801, 1609401, 1612501, 1685501
Project Description:	Projects are consistent with 40 CFR part 93.126 Exempt Tables 2 and Table 3 categories - Engineering to assess social, economic, and environmental effects of the proposed action or alternatives to that action; non-capacity increasing. Toll credits are used for the match in the PE Phase.	
Change Reason:	Reduce funding	
Capacity Status:NCI		Exempt Category:Other - Engineering studies

Est Total Cost: **\$34,249**

	TOTAL	PRIOR	22/23	23/24	24/25	25/26	26/27	FUTURE	PE	RW	CON
TransNet - MC	\$8,076	\$5,553	\$2,008	\$265	\$150	\$50	\$50				\$8,076
RSTP	\$25,775	\$16,406	\$6,269			\$2,000	\$1,100				\$25,775
TDA	\$98	\$82	\$16								\$98
Toll - Managed Lanes	\$300		\$300								\$300
TOTAL	\$34,249	\$22,041	\$8,593	\$265	\$150	\$2,050	\$1,150				\$34,249

PROJECT LAST AMENDED 23-02

	TOTAL	PRIOR	22/23	23/24	24/25	25/26	26/27	FUTURE	PE	RW	CON
TransNet - MC	\$7,079	\$6,428	\$650	\$1							\$7,079
RSTP	\$35,790	\$16,236	\$4,012	\$5,042	\$2,250	\$5,750	\$2,500				\$35,790
TDA	\$98	\$82	\$16								\$98
Toll - Managed Lanes	\$300		\$300								\$300
TOTAL	\$43,267	\$22,746	\$4,978	\$5,043	\$2,250	\$5,750	\$2,500				\$43,267



**2023 Regional Transportation Improvement Program
Amendment No. 5
San Diego Region (in \$000s)**

RTIP Fund Types

<u>Federal Funding</u>	
BIP/CBI	Border Infrastructure Program/Corridors and Borders Infrastructure Program
CMAQ	Congestion Mitigation and Air Quality
DEMO - TEA 21	High Priority Demonstration Program under TEA-21
DEMO-Sec 115	High Priority Demonstration Program under FY 2004 Appropriations
DEMO-Sec 117/STP	Surface Transportation Program under FHWA Administrative Program (congressionally directed appropriations)
EARREPU	Earmark Repurposing
INFRA/FASTLANE	Infrastructure for Rebuilding America (INFRA) Grant
FRA-PRIIA	Federal Railroad Administration Passenger Rail Investment and Improvement Act of 2008
FTA Section 5307	Federal Transit Administration Urbanized Area Formula Program
FTA Section 5309 (Bus)	Federal Transit Administration Discretionary Program
FTA Section 5309 (FG)	Federal Transit Administration Fixed Guideway Modernization Formula Program
FTA Section 5309 (NS)	Federal Transit Administration Discretionary - New Starts Program
FTA Section 5310	Federal Transit Administration Elderly & Disabled Program
FTA Section 5311	Federal Transit Administration Rural Program
FTA Section 5337	Federal Transit Administration State of Good Repair Grant Program
FTA Section 5339	Federal Transit Administration Bus and Bus Facilities Formula Grant Program
HBP	Highway Bridge Program under SAFETEA-LU
HPP	High Priority Program under SAFETEA-LU
HSIP	Highway Safety Improvement Program
ITS	Intelligent Transportation System
CRRSAA	Other Fed - Coronavirus Response and Relief Supplemental Appropriations Act
NHS	National Highway System (administered by Caltrans)
RSTP	Regional Surface Transportation Program
RTP	Recreational Trails Program
TCSP	Transportation, Community & System Preservation
TE	Transportation Enhancement Program
TIFIA	Transportation Infrastructure Finance and Innovation Act (Federal Loan Program)
TIGER	Transportation Investment Generating Economic Recovery (Federal Stimulus)
TSGP	Transit Security Grant Program (Federal Discretionary)
CMAQ/RSTP Conversion	Reimbursement of advanced federal funds which have been advanced with local funds in earlier years
<u>State Funding</u>	
ATP	Active Transportation Program (Statewide and Regional)
CMIA	Corridor Mobility Improvement Account (State Prop. 1B)
Coastal Conservancy	California Coastal Conservancy Fund

**2023 Regional Transportation Improvement Program
Amendment No. 5
San Diego Region (in \$000s)**


PTA	Public Transportation Account
PTMISEA	Public Transportation Modernization, Improvement, and Service Enhancement Account (State Prop 1B)
SB1 - TCEP	Senate Bill 1 - Trade Corridor Enhancement Program
SB1 - LPP Formula	Senate Bill 1 - Local Partnership Formula Program
SB1 - SGR	Senate Bill 1 - State Transit Assistance State of Good Repair
SB1 - TIRCP	Senate Bill 1 - Transit and Intercity Rail Program
SB1 - SRA Commuter	Senate Bill 1 - State Rail Assistance Commuter Rail
STA	State Transit Assistance
STIP-IIP	State Transportation Improvement Program - Interregional Program
STIP-RIP	State Transportation Improvement Program - Regional Improvement Program
TCIF	Trade Corridor Improvement Fund (State Prop. 1B)
TIRCP	Transit and Intercity Rail Capital Program
TCRP	Traffic Congestion Relief Program
TSGP	Transit Security Grant Program (State Prop. 1B)
<u>Local Funding</u>	
Local Funds AC	Local Funds - Advanced Construction; mechanism to advance local funds to be reimbursed at a later fiscal year with federal/state funds
RTCIP	Regional Transportation Congestion Improvement Program
TDA	Transportation Development Act
<i>TransNet-Border</i>	Prop. A Extension Local Transportation Sales Tax - Border
<i>TransNet-BPNS</i>	Prop. A Extension Local Transportation Sales Tax - Bicycle, Pedestrian and Neighborhood Safety Program
<i>TransNet-CP</i>	Prop. A Local Transportation Sales Tax - Commercial Paper
<i>TransNet-H</i>	Prop. A Local Transportation Sales Tax - Highway
<i>TransNet-L</i>	Prop. A Local Transportation Sales Tax - Local Streets & Roads
<i>TransNet-L (Cash)</i>	TransNet - L funds which agencies have received payment, but have not spent
<i>TransNet-LSI</i>	Prop. A Extension Local Transportation Sales Tax - Local System Improvements
<i>TransNet-LSI Carry Over</i>	TransNet - LSI funds previously programmed but not requested/paid in year of allocation
<i>TransNet-LSI (Cash)</i>	TransNet - LSI funds which agencies have received payment, but have not spent
<i>TransNet-MC</i>	Prop. A Extension Local Transportation Sales Tax - Major Corridors
<i>TransNet-MC AC</i>	TransNet - Major Corridors - Advanced Construction; mechanism to advance TransNet funds to be reimbursed at a later fiscal year with federal/state funds
<i>TransNet-REMP</i>	Prop. A Extension Local Transportation Sales Tax - Regional Environmental Mitigation Program
<i>TransNet-SGIP</i>	Prop. A Extension Local Transportation Sales Tax - Regional Smart Growth Incentive Program
<i>TransNet-SS</i>	Prop. A Extension Local Transportation Sales Tax - Senior Services
<i>TransNet-TSI</i>	Prop. A Extension Local Transportation Sales Tax- Transit System Improvements

Financial Summary

Amendment No. 5

Draft

Table 1a: Revenues
 San Diego Association of Governments (SANDAG)
 2023 Regional Transportation Improvement Program (in \$000s) - Amendment No. 5

Legend
 Indicates change from prior amendment

		Prior Years		2022/2023		2023/2024		2024/2025		2025/2026		2026/2027		TOTAL	
			Prior	Current	Prior	Current	Prior	Current	Prior	Current	Prior	Current	Prior	Current	
LOCAL	Sales Tax	\$4,327,706	\$565,568	\$575,737	\$367,072	\$403,965	\$277,609	\$275,261	\$212,656	\$222,549	\$237,821	\$245,868	\$5,995,480	\$6,051,085	
	-- County	\$4,327,706	\$565,568	\$575,737	\$367,072	\$403,965	\$277,609	\$275,261	\$212,656	\$222,549	\$237,821	\$245,868	\$5,995,480	\$6,051,085	
	Other Local Funds	\$811,400	\$566,939	\$356,078	\$181,422	\$188,953	\$103,193	\$172,857	\$33,533	\$35,493	\$39,740	\$58,047	\$1,737,146	\$1,622,828	
	-- City General Funds	\$778,726	\$361,636	\$345,756	\$176,422	\$183,953	\$83,255	\$97,919	\$33,533	\$35,493	\$39,740	\$58,047	\$1,474,307	\$1,499,894	
	-- Street Taxes and Developer Fees	\$32,674	\$205,303	\$10,322	\$5,000	\$5,000	\$19,938	\$74,938					\$262,839	\$122,934	
	-- RSTP Exchange funds														
	Other	\$1,034,641	\$150,076	\$164,309	\$104,327	\$108,151	\$104,964	\$105,009	\$105,378	\$105,380	\$108,805	\$108,805	\$1,620,665	\$1,626,296	
	Local Total	\$6,173,747	\$1,282,583	\$1,096,124	\$652,821	\$701,069	\$485,766	\$553,127	\$351,567	\$363,423	\$386,367	\$412,720	\$9,353,290	\$9,300,209	
STATE	State Highway Operations and Protection Program	\$126,604	\$341,835	\$341,835	\$105,305	\$105,305	\$113,133	\$113,133	\$86,420	\$86,420			\$773,297	\$773,297	
	SHOPP (Including Augmentation)	\$126,604	\$341,835	\$341,835	\$105,305	\$105,305	\$113,133	\$113,133	\$86,420	\$86,420			\$773,297	\$773,297	
	SHOPP Prior														
	State Transportation Improvement Program	\$712,311	\$86,910	\$58,047	\$20,010	\$20,010	\$1,193	\$1,193	\$1,183	\$1,183	\$82,082	\$82,082	\$903,689	\$874,826	
	STIP (Including Augmentation)	\$670,562	\$58,047	\$58,047	\$20,010	\$20,010	\$1,193	\$1,193	\$1,183	\$1,183	\$82,082	\$82,082	\$833,077	\$833,077	
	STIP Prior	\$41,749	\$28,863										\$70,612	\$41,749	
	Proposition 1 A	\$41,843											\$41,843	\$41,843	
	Proposition 1 B	\$653,252									\$2,214	\$2,214	\$590,033	\$655,466	
	Active Transportation Program	\$45,287	\$43,430	\$43,430	\$6,628	\$20,021	\$12,486	\$13,882			\$24,645	\$24,645	\$120,091	\$147,265	
	Highway Maintenance (HM)														
	Highway Bridge Program (HBP)	\$131,987	\$38,675	\$38,921	\$44,988	\$14,904	\$14,361	\$19,354	\$15,290	\$30,199	\$161,484	\$167,650	\$406,784	\$403,015	
	Road Repair and Accountability Act of 2017 (SBI)	\$521,721	\$132,064	\$128,064	\$30,950	\$189,450	\$39,573	\$37,967	\$14,281	\$27,054	\$13,129	\$13,129	\$754,838	\$917,386	
	Traffic Congestion Relief Program (TCRP)	\$95,298											\$95,298	\$95,298	
	State Transit Assistance (e.g., population/revenue based, Prop 42)	\$225,279	\$31,746	\$31,746	\$52,484	\$40,984	\$39,167	\$39,167	\$132,667	\$132,667	\$39,167	\$39,167	\$520,511	\$509,011	
Other	\$136,582	\$8,213	\$264,213	\$22,369	\$22,369	\$16,925	\$16,925	\$22,094	\$22,094	\$9,467	\$9,467	\$215,650	\$471,650		
State Total	\$2,690,163	\$682,872	\$906,256	\$282,734	\$413,043	\$236,838	\$241,622	\$271,936	\$299,618	\$332,188	\$338,354	\$4,422,033	\$4,889,056		
FEDERAL TRANSIT	5307 - Urbanized Area Formula Program	\$930,663	\$99,194	\$99,194	\$94,746	\$94,746	\$96,726	\$96,726	\$98,748	\$98,748	\$100,811	\$100,811	\$1,415,757	\$1,420,887	
	5309a - Fixed Guideway Modernization	\$97,086											\$97,086	\$97,086	
	5309b - New and Small Starts (Capital Investment Grants)	\$824,980	\$100,000	\$100,000	\$100,000	\$100,000	\$41,396	\$41,396					\$1,066,376	\$1,066,376	
	5309c - Bus and Bus Related Grants	\$57,734											\$57,734	\$57,734	
	5310 - Mobility of Seniors and Individuals with Disabilities	\$13,820	\$105	\$105	\$4,316	\$3,920	\$854	\$1,250					\$18,510	\$19,095	
	5311 - Nonurbanized Area Formula Program	\$12,690	\$488	\$488	\$904	\$904	\$1,112	\$1,112	\$1,112	\$1,112	\$1,112	\$1,112	\$17,418	\$17,418	
	5337 - State of Good Repair	\$398,012	\$62,944	\$62,944	\$62,946	\$62,946	\$63,965	\$63,965	\$65,000	\$65,000	\$66,052	\$66,052	\$718,919	\$718,919	
	5339 - Bus and Bus Facilities Program	\$49,334	\$10,967	\$11,690	\$6,175	\$6,175	\$6,240	\$6,240	\$6,305	\$6,305	\$6,371	\$6,371	\$85,392	\$86,116	
	Other	\$100,306	\$9,243	\$8,483	\$10,000	\$17,000							\$119,549	\$125,789	
	Federal Transit Total	\$2,484,623	\$282,941	\$282,905	\$279,088	\$285,692	\$210,294	\$210,689	\$171,165	\$171,165	\$174,346	\$174,346	\$3,596,741	\$3,609,420	
FEDERAL HIGHWAY	Congestion Mitigation and Air Quality (CMAQ)	\$463,728	\$44,843	\$44,843	\$40,153	\$40,153	\$40,140	\$36,140	\$40,128	\$40,128	\$40,128	\$40,128	\$669,119	\$665,119	
	Coordinated Border Infrastructure (SAFETEA-LU Sec.1303)	\$312,606			\$5,000	\$5,000							\$313,206	\$317,606	
	GARVEE Bonds (Includes Debt Service Payments)														
	Highway Infrastructure Program (HIP)	\$38,730		\$19,716									\$38,730	\$58,446	
	High Priority Projects (HPP) and Demo	\$88,662	\$1,080	\$1,080									\$80,746	\$89,742	
	Highway Safety Improvement Program (HSIP)	\$2,475	\$4,043	\$5,471	\$2,005	\$2,757	\$3,381	\$3,381	\$7,783	\$7,783			\$19,687	\$21,868	
	National Significant Freight & Highway Projects (FASTLANE/INFRA)	\$49,278			\$150,000	\$150,000							\$199,278	\$199,278	
	Public Lands Highway	\$8,152	\$816	\$816									\$8,968	\$8,968	
	Surface Transportation Program (Regional)	\$536,540	\$49,325	\$49,325	\$44,939	\$44,939	\$44,926	\$44,926	\$44,913	\$44,913	\$44,913	\$44,913	\$768,385	\$765,555	
Other	\$174,660	\$18,336	\$58,990		\$15,544							\$192,655	\$249,194		
Federal Highway Total	\$1,674,831	\$118,442	\$180,240	\$242,097	\$258,392	\$88,448	\$84,448	\$92,823	\$92,823	\$85,041	\$85,041	\$2,290,775	\$2,375,776		
FRA	Passenger Rail Investment and Improvement Act of 2008 (PRIIA)	\$37,440				\$35,343							\$37,060	\$37,440	
	Other														
	Federal Railroad Administration Total	\$37,440				\$35,343							\$37,060	\$37,440	
Federal Total	\$4,196,894	\$401,383	\$463,145	\$521,184	\$579,428	\$298,742	\$295,137	\$263,988	\$263,988	\$259,387	\$259,387	\$5,924,576	\$6,022,636		
INNOVATIVE FINANCE	TIFIA (Transportation Infrastructure Finance and Innovation Act)	\$537,484					\$243,000						\$537,484	\$780,484	
	Innovative Financing Total						\$243,000						\$537,484	\$780,484	
REVENUES TOTAL		\$13,598,289	\$2,366,838	\$2,465,524	\$1,456,740	\$1,693,540	\$1,021,346	\$1,332,886	\$887,491	\$927,029	\$977,941	\$1,010,461	\$20,237,383	\$21,027,729	

Table 1b: Program

San Diego Association of Governments (SANDAG)

2023 Regional Transportation Improvement Program (in \$000s) - Amendment No. 5

Legend


 Indicates change from prior amendment

	Funding Source	Prior Years	2022/2023		2023/2024		2024/2025		2025/2026		2026/2027		TOTAL		
			Prior	Current	Prior	Current	Prior	Current	Prior	Current	Prior	Current	Prior	Current	
LOCAL	Sales Tax	\$4,327,706	\$540,516	\$549,893	\$334,469	\$370,802	\$277,036	\$273,084	\$147,466	\$157,357	\$146,874	\$155,289	\$5,781,115	\$5,834,131	
	-- TransNet	\$4,327,706	\$540,516	\$549,893	\$334,469	\$370,802	\$277,036	\$273,084	\$147,466	\$157,357	\$146,874	\$155,289	\$5,781,115	\$5,834,131	
	Other Local Funds	\$811,400	\$566,939	\$356,078	\$181,422	\$188,953	\$103,193	\$172,857	\$33,533	\$35,493	\$39,740	\$58,047	\$1,737,146	\$1,622,828	
	-- City General Funds	\$778,726	\$361,636	\$345,756	\$176,422	\$183,953	\$83,255	\$97,919	\$33,533	\$35,493	\$39,740	\$58,047	\$1,474,307	\$1,499,894	
	-- Street Taxes and Developer Fees	\$32,674	\$205,303	\$10,322	\$5,000	\$5,000	\$19,938	\$74,938					\$262,839	\$122,934	
	Other	\$1,034,641	\$150,076	\$164,309	\$104,327	\$108,151	\$104,964	\$105,009	\$105,378	\$105,380	\$108,805	\$108,805	\$1,620,665	\$1,626,296	
	Local Total	\$6,173,747	\$1,257,531	\$1,070,280	\$620,218	\$667,906	\$485,192	\$550,950	\$286,378	\$298,230	\$295,420	\$322,142	\$9,138,926	\$9,083,255	
STATE	State Highway Operations and Protection Program	\$126,604	\$341,835	\$341,835	\$105,305	\$105,305	\$113,133	\$113,133	\$86,420	\$86,420			\$773,297	\$773,297	
	SHOPP (Including Augmentation)	\$126,604	\$341,835	\$341,835	\$105,305	\$105,305	\$113,133	\$113,133	\$86,420	\$86,420			\$773,297	\$773,297	
	State Transportation Improvement Program	\$712,311	\$86,910	\$58,047	\$20,010	\$20,010	\$1,193	\$1,193	\$1,183	\$1,183	\$82,082	\$82,082	\$903,689	\$874,826	
	STIP (Including Augmentation)	\$670,562	\$58,047	\$58,047	\$20,010	\$20,010	\$1,193	\$1,193	\$1,183	\$1,183	\$82,082	\$82,082	\$833,077	\$833,077	
	STIP Prior	\$41,749	\$28,863										\$70,612	\$41,749	
	Proposition 1 A	\$41,843											\$41,843	\$41,843	
	Proposition 1 B	\$653,252									\$2,214	\$2,214	\$590,033	\$655,466	
	Active Transportation Program	\$45,287	\$43,430	\$43,430	\$6,628	\$20,021	\$12,486	\$13,882			\$24,645	\$24,645	\$120,091	\$147,265	
	Highway Maintenance (HM)														
	Highway Bridge Program (HBP)	\$131,987	\$38,675	\$38,921	\$44,988	\$14,904	\$14,361	\$19,354	\$15,290	\$30,199	\$161,484	\$167,650	\$406,784	\$403,015	
	Road Repair and Accountability Act of 2017 (SB1)	\$521,721	\$132,064	\$128,064	\$30,950	\$189,450	\$39,573	\$37,967	\$14,281	\$27,054	\$13,129	\$13,129	\$754,838	\$917,386	
	Traffic Congestion Relief Program (TCRP)	\$95,298											\$95,298	\$95,298	
	State Transit Assistance (STA) (e.g., population/revenue based, Prop 42)	\$225,279	\$31,746	\$31,746	\$52,484	\$40,984	\$39,167	\$39,167	\$132,667	\$132,667	\$39,167	\$39,167	\$520,511	\$509,011	
State Emergency Repair Program															
Other	\$136,582	\$8,213	\$264,213	\$22,369	\$22,369	\$16,925	\$16,925	\$22,094	\$22,094	\$9,467	\$9,467	\$215,650	\$471,650		
State Total	\$2,690,163	\$682,872	\$906,256	\$282,734	\$413,043	\$236,838	\$241,622	\$271,936	\$299,618	\$332,188	\$338,354	\$4,422,033	\$4,889,056		
FEDERAL TRANSIT	5307 - Urbanized Area Formula Program	\$930,663	\$99,194	\$99,000	\$94,610	\$94,610	\$96,451	\$96,451	\$91,832	\$91,832	\$93,752	\$93,752	\$1,401,371	\$1,406,309	
	5309a - Fixed Guideway Modernization	\$97,086											\$97,086	\$97,086	
	5309b - New and Small Starts (Capital Investment Grants)	\$824,980	\$100,000	\$100,000	\$100,000	\$100,000	\$41,396	\$41,396					\$1,066,376	\$1,066,376	
	5309c - Bus and Bus Related Grants	\$57,734											\$57,734	\$57,734	
	5310 - Elderly & Persons with Disabilities Formula Program	\$13,820	\$105	\$105	\$4,316	\$3,920	\$854	\$1,250					\$18,510	\$19,095	
	5311 - Nonurbanized Area Formula Program	\$12,690	\$488	\$488	\$904	\$904	\$1,112	\$1,112	\$1,112	\$1,112	\$1,112	\$1,112	\$17,418	\$17,418	
	5337 - State of Good Repair	\$398,012	\$62,944	\$61,944	\$62,946	\$62,946	\$63,965	\$63,965	\$65,000	\$65,000	\$65,670	\$65,670	\$718,537	\$717,537	
	5339 - Bus and Bus Facilities Program	\$49,334	\$10,967	\$11,690	\$6,175	\$6,175	\$6,240	\$6,240	\$6,305	\$6,305	\$6,371	\$6,371	\$85,392	\$86,116	
	Other	\$100,306	\$9,243	\$8,483	\$10,000	\$17,000							\$119,549	\$125,789	
	Federal Transit Total	\$2,484,623	\$292,941	\$281,711	\$278,952	\$285,556	\$210,019	\$210,415	\$164,249	\$164,249	\$166,904	\$166,904	\$3,581,974	\$3,593,459	
FEDERAL HIGHWAY	Congestion Mitigation and Air Quality (CMAQ)	\$463,728	\$39,783	\$44,843	\$24,656	\$35,584	\$24,744	\$15,000	\$23,521	\$38,611	\$7,000	\$10,000	\$583,432	\$607,765	
	Coordinated Border Infrastructure (SAFETEA-LU Sec.1303)	\$312,606			\$5,000	\$5,000							\$313,206	\$317,606	
	GARVEE Bonds (Includes Debt Service Payments)														
	Highway Infrastructure Program (HIP)	\$38,730		\$19,716									\$38,730	\$58,446	
	High Priority Projects (HPP) and Demo	\$88,662	\$1,080	\$1,080									\$80,746	\$89,742	
	Highway Safety Improvement Program (HSIP)	\$2,475	\$4,043	\$5,471	\$2,005	\$2,757	\$3,381	\$3,381	\$7,783	\$7,783			\$19,687	\$21,868	
	Public Lands Highway	\$8,152	\$816	\$816									\$8,968	\$8,968	
	National Significant Freight & Highway Projects (FASTLANE/INFRA)				\$150,000	\$150,000							\$199,278	\$150,000	
Surface Transportation Program (Regional)	\$536,540	\$48,940	\$49,229	\$44,454	\$44,903	\$44,896	\$44,912	\$44,178	\$44,829	\$47,450	\$46,031	\$769,288	\$766,443		
Other	\$174,660	\$18,336	\$58,990	\$15,544								\$192,655	\$254,794		
Federal Highway Total	\$1,674,831	\$112,998	\$180,144	\$226,116	\$253,788	\$73,021	\$63,293	\$75,482	\$91,223	\$54,450	\$61,631	\$2,205,990	\$2,324,910		
FRA	Passenger Rail Investment and Improvement Act of 2008 (PRIIA)	\$37,060				\$35,343							\$37,060	\$72,403	
	Other														
Federal Railroad Administration Total	\$37,440												\$37,060	\$37,440	
Federal Total	\$4,196,894	\$395,939	\$461,855	\$505,067	\$539,344	\$283,040	\$273,708	\$239,731	\$255,472	\$221,354	\$228,535	\$5,825,024	\$5,955,809		
INNOVATIVE FINANCE	TIFIA (Transportation Infrastructure Finance and Innovation Act)	\$537,484					\$243,000						\$537,484	\$780,484	
	Innovative Financing Total	\$537,484					\$243,000						\$537,484	\$537,484	
PROGRAM TOTAL		\$13,598,289	\$2,336,342	\$2,438,391	\$1,408,019	\$1,620,293	\$1,005,071	\$1,309,280	\$798,045	\$853,320	\$848,963	\$889,032	\$19,385,982	\$20,708,605	

FY26/27 includes programming for future years and is included here for reference only

Table 1c: Revenues versus Program

San Diego Association of Governments (SANDAG)
 2023 Regional Transportation Improvement Program (in \$000s) - Amendment No. 5

Legend
 Indicates change from prior amendment

Funding Source		2022/2023		2023/2024		2024/2025		2025/2026		2026/2027		TOTAL	
		Prior	Current	Prior	Current	Prior	Current	Prior	Current	Prior	Current	Prior	Current
LOCAL	Local Total	\$25,052	\$25,844	\$32,604	\$33,163	\$574	\$2,177	\$65,189	\$65,192	\$90,946	\$90,578	\$214,365	\$216,954
	STATE												
STATE	State Highway Operations and Protection Program												
	SHOPP (Including Augmentation)												
	SHOPP Prior												
	State Transportation Improvement Program												
	STIP (Including Augmentation)												
	STIP Prior												
	Proposition 1 A												
	Proposition 1 B												
	Active Transportation Program												
	Highway Maintenance (HM)												
	Highway Bridge Program (HBP)												
	Road Repair and Accountability Act of 2017 (SB1)												
	Traffic Congestion Relief Program (TCRP)												
State Transit Assistance (STA)(e.g., population/revenue based, Prop - Other													
State Total													
FEDERAL TRANSIT	5307 - Urbanized Area Formula Program		\$194	\$136	\$136	\$275	\$275	\$6,915	\$6,915	\$7,060	\$7,060	\$14,385	\$14,579
	5309a - Fixed Guideway Modernization												
	5309b - New and Small Starts (Capital Investment Grants)												
	5309c - Bus and Bus Related Grants												
	5310 - Elderly & Persons with Disabilities Formula Program												
	5311 - Nonurbanized Area Formula Program												
	5337 - State of Good Repair		\$1,000							\$382	\$382	\$382	\$1,382
	5339 - Bus and Bus Facilities Program												
Other													
Federal Transit Total		\$1,194	\$136	\$136	\$275	\$275	\$6,915	\$6,915	\$7,442	\$7,442	\$14,767	\$15,961	
FEDERAL HIGHWAY	Congestion Mitigation and Air Quality (CMAQ)	\$5,060		\$15,497	\$4,569	\$15,397	\$21,140	\$16,607	\$1,517	\$33,128	\$30,128	\$85,687	\$57,354
	Coordinated Border Infrastructure (SAFETEA-LU Sec.1303)												
	GARVEE Bonds (Includes Debt Service Payments)												
	Highway Infrastructure Program (HIP)												
	High Priority Projects (HPP) and Demo												
	Highway Safety Improvement Program (HSIP)												
	National Significant Freight & Highway Projects (FASTLANE/INFRA)												
	Surface Transportation Program (Regional)	\$385	\$96	\$485	\$35	\$30	\$14	\$735	\$84	-\$2,537	-\$1,118	-\$902	-\$888
Other													
Federal Highway Total	\$5,444	\$96	\$15,981	\$4,605	\$15,427	\$21,154	\$17,342	\$1,601	\$30,591	\$29,010	\$84,785	\$56,466	
FRA	Passenger Rail Investment and Improvement Act of 2008 (PRIIA)												
	Other												
	Federal Railroad Administration Total												
Federal Total	\$5,444	\$1,290	\$16,117	\$4,741	\$15,701	\$21,429	\$24,257	\$8,516	\$38,032	\$36,451	\$99,552	\$72,427	
INNOVATIVE FINANCE	TIFIA (Transportation Infrastructure Finance and Innovation Act)												
	Innovative Financing Total												
REVENUES - PROGRAM TOTAL		\$30,496	\$27,134	\$48,721	\$37,904	\$16,275	\$23,606	\$89,447	\$73,709	\$128,979	\$127,030	\$313,917	\$289,381

FY26/27 includes programming for future years and is included here for reference only

Grouped Project Listings

Amendment No. 5

Draft

**Grouped Projects for
Highway Safety Improvement Program - HSIP (CAL105)
Through 23-05**

Project ID	Lead Agency	Project Title	Project Description	Prior Year	FY 2023	FY 2024	FY 2025	FY 2026	FY 2027	Future	Total Cost
CAL448	Caltrans	Encinitas - Intersections of Encinitas Blvd and Vulcan Avenue, Leucadia Boulevard and Quail Gardens Drive, Santa Fe Drive and Scripps Driveway, and Leucadia Boulevard and North Vulcan Avenue (H8-11-005)	Replace existing permissive left-turn phases and signal heads with protected left-turn phases and signal heads on existing and/or new traffic signal poles and mast arms.	\$45,000	\$487,200	\$0	\$0	\$0	\$0	\$0	\$532,200
CAL450	Caltrans	Encinitas - Safety Lighting (H8-11-007)	Install LED luminaire safety lighting at signalized intersections and LED street lighting along project corridors.	\$50,000	\$668,000	\$0	\$0	\$0	\$0	\$0	\$718,000
CAL458	Caltrans	San Diego County - Woodside Ave from Marilla Dr to Chestnut St in the unincorporated community of Lakeside.	Construct sidewalks, bike lanes, and advanced dilemma zone detection with signal coordination.	\$1,315,620	\$0	\$0	\$0	\$6,408,580	\$0	\$0	\$7,724,200
CAL512	Caltrans	Barona Band of Mission Indians - The intersection of Ashwood Street/Wildcat Canyon Road and Willow Road (H9-11-001)	Install high visibility crossings and advanced stop bars; install bike lane striping, edge-lines and centerlines; construct sidewalks and curb ramps; install pedestrian signal head and safety lighting system.	\$0	\$0	\$0	\$348,300	\$0	\$0	\$0	\$348,300
CAL513	Caltrans	Chula Vista - Pedestrian Interval Operations (H9-11-002)	Install LEED Pedestrian Interval Signals	\$87,500	\$0	\$0	\$0	\$2,146,400	\$0	\$0	\$2,233,900
CAL514	Caltrans	El Cajon - Jamacha Road and 2nd Street, from Washington Avenue to Broadway (H9-11-003)	Install raised medians, high visibility pedestrian crossings at signalized intersections, curb extensions, and pedestrian crossings at the uncontrolled locations (with enhanced safety features.)	\$380,386	\$2,331,914	\$0	\$0	\$0	\$0	\$0	\$2,712,300

Grouped Projects for Highway Safety Improvement Program - HSIP (CAL105) Through 23-05

Project ID	Lead Agency	Project Title	Project Description	Prior Year	FY 2023	FY 2024	FY 2025	FY 2026	FY 2027	Future	Total Cost
CAL517	Caltrans	Encinitas - Tree-block corridor of Santa Fe Drive from Gardena Road to Bonita Drive. Santa Fe Drive intersects with four streets along the corridor. Gardena Road, Arcadia Road, Nardo Road, and Bonita Drive (H9-11-006)	Install sidewalk/pathway and install pedestrian hybrid beacon (HAWK).	\$99,000	\$0	\$0	\$670,600	\$0	\$0	\$0	\$769,600
CAL518	Caltrans	Encinitas - El Camino Real approximately 350 Ft. south of Via Molena between the shopping centers of Encinitas Market Place and Encinitas Village (H9-11-007)	Install a pedestrian staggered mid block crosswalk (2-crossing) with pedestrian hybrid beacon to connect pedestrians and bicycles to the east and west sides of El Camino Real (H9-11-007)	\$0	\$0	\$0	\$517,600	\$0	\$0	\$0	\$517,600
CAL523	Caltrans	National City - Signalized intersections at the following corridors: 8th Street, 18th Street, D Avenue, Euclid Avenue, Plaza Boulevard, Palm Avenue, Sweetwater Road, and Roosevelt Avenue (H9-11-012)	Upgrade existing permission left-turn phases and signal heads with protected left-turn phases on existing and/or new traffic, signal poles and mast arms. Add left turn lane striping at project signalized intersections with no left turn pocket lanes (H9-11-012)	\$189,000	\$0	\$0	\$1,356,100	\$0	\$0	\$0	\$1,545,100
CAL524	Caltrans	Oceanside - Signalized intersections along the corridors of Coast Hwy 101, El Camino Real, College Blvd, Oceanside Blvd Mission Ave, Douglas Dr., Vandergrift Blvd, Mesa Dr., North Santa Fe, Cannon Rd, Rancho Del Oro Rd, and Lake Blvd (H9-11-013)	Install pedestrian countdown signal heads, ADA-compliance pedestrian pushbuttons, and upgrade traffic signal improvements (HSIP Grant No: H9-11-013)	\$225,000	\$0	\$2,005,300	\$0	\$0	\$0	\$0	\$2,230,300
CAL527	Caltrans	San Diego - safety improvements (H9-11-016)	This project involves extending existing guardrails, installing end terminals or crash cushions and widening sidewalks to provide adequate access (H9-11-016)	\$178,300	\$0	\$0	\$819,900	\$0	\$0	\$0	\$998,200

Grouped Projects for Highway Safety Improvement Program - HSIP (CAL105) Through 23-05

Project ID	Lead Agency	Project Title	Project Description	Prior Year	FY 2023	FY 2024	FY 2025	FY 2026	FY 2027	Future	Total Cost
CAL528	Caltrans	San Diego County - San Miguel Road at Sunnyside Elementary School (H9-11-017)	San Diego County - San Miguel Road at Sunnyside Elementary School in the unincorporated community of Bonita in San Diego County.	\$0	\$382,500	\$0	\$0	\$0	\$0	\$0	\$382,500
CAL530	Caltrans	San Pasqual Band of Mission Indians - Reservations within the County of San Diego (H9-11-019)	Upgrade existing guardrail from wood posts to steel posts.	\$0	\$351,200	\$0	\$0	\$0	\$0	\$0	\$351,200
CAL532	Caltrans	Viejas Tribal Government - Entire length of Brown Road, Viejas Indian Reservation, San Diego County (H9-11-021)	Install new signs, new dynamic/variable speed warning sign, new edge-lines, new centerlines and centerlines and departure line rumble strips.	\$0	\$73,900	\$0	\$0	\$0	\$0	\$0	\$73,900
CAL617	Caltrans	San Diego County - Various Locations throughout San Diego County.	Metal Beam Guardrail and End-Treatment Upgrades (H11-11-009)	\$0	\$0	\$963,600	\$0	\$0	\$0	\$0	\$963,600
CAL618	Caltrans	Various locations along Sunrise Highway (MP 14.5, MP 15.0, MP 15.5, and MP 17.0) in Unincorporated San Diego County.	Upgrade metal beam guardrail and end-treatment. (H10-11-017)	\$0	\$1,428,800	\$0	\$0	\$0	\$0	\$0	\$1,428,800
Total				\$2,569,806	\$5,723,514	\$2,968,900	\$3,712,500	\$8,554,980	\$0	\$0	\$23,529,700

**Grouped Projects for Rehabilitation or Reconstruction of Track Structures,
Track, and Trackbed in Existing Rights-of-Way: Blue Line Corridor (SAN66)
Through 23-05**

Project ID	Lead Agency	Project Title	Project Description	Prior Year	FY 2023	FY 2024	FY 2025	FY 2026	FY 2027	Future	Total Cost
SAN173	San Diego Association of Governments	BL Rail Infrastructure	purchase and install 17 traction power substations (TPSS) and ROW as needed; includes fencing, new power feeds and access development	\$29,920,400	\$0	\$0	\$0	\$0	\$0	\$0	\$29,920,400
SAN281	San Diego Association of Governments	Blue Line Railway Signal Improvements	railway signaling design work and construction to make improvements on Blue Line Grade Crossing to provide pedestrian crossing improvements.	\$99,946	\$112,000	\$150,700	\$4,657	\$0	\$0	\$0	\$367,303
Total				\$30,020,346	\$112,000	\$150,700	\$4,657	\$0	\$0	\$0	\$30,287,703

Draft

**Grouped Projects for Rehabilitation or Reconstruction of Track Structures,
Track, and Trackbed in Existing Rights-of-Way: Coastal Rail Corridor (SAN114)
Through 23-05**

Project ID	Lead Agency	Project Title	Project Description	Prior Year	FY 2023	FY 2024	FY 2025	FY 2026	FY 2027	Future	Total Cost
SAN117	San Diego Association of Governments	Poinsettia Station Improvements	includes track reconfiguration, intertrack fence, reconstruction of pedestrian loading platforms, signals, and a new grade separated pedestrian crossing	\$34,835,300	\$2,345,700	\$0	\$0	\$0	\$0	\$0	\$37,181,000
SAN130	San Diego Association of Governments	Carlsbad Village Double Track	Conduct feasibility study of two rail trench alternatives; prepare final environmental document and 30 percent design for 1.0 miles of double track, a new bridge across Buena Vista Lagoon, and new signals	\$2,727,977	\$2,300	\$2,300	\$0	\$0	\$0	\$0	\$2,732,577
SAN149	San Diego Association of Governments	Coaster PE	preliminary engineering and environmental studies for prioritization of Coaster improvement projects to better define future projects	\$1,426,056	\$70,000	\$120,000	\$32,970	\$0	\$0	\$0	\$1,649,026
SAN182	San Diego Association of Governments	San Diego River Bridge	Construct 0.9 miles of double track and new bridge over the San Diego River	\$91,648,869	\$647,000	\$0	\$0	\$0	\$0	\$0	\$92,295,869
SAN183	San Diego Association of Governments	Batiquitos Lagoon Double Track	design and construct 0.8 miles of double-track and a new bridge over Batiquitos Lagoon	\$116,118,109	\$104,360,006	\$1,248,000	\$783,000	\$0	\$0	\$0	\$118,509,115
SAN259	San Diego Association of Governments	LOSSAN Corridor Improvements	includes preliminary engineering, Project Study Reports (PSRs), design criteria and funding applications for complete corridor projects. Toll Credits will be used to match federal funds for the PE phase. Toll Credits will be used to match federal funds for the PE phase	\$3,925,053	\$1,095,000	\$0	\$0	\$0	\$0	\$0	\$5,020,053
SAN30	San Diego Association of Governments	San Dieguito Lagoon Double Track and Platform	prepare final environmental document and design for 2.1 miles of second track and San Dieguito Bridge replacement. Project includes construction of a special event platform at the Del Mar Fairgrounds. FTA 5307 funding is carried over from FFY 2022	\$17,398,360	\$37,032,000	\$19,957,000	\$6,512,250	\$0	\$0	\$0	\$80,899,610
Total				\$268,079,724	\$145,552,006	\$21,327,300	\$7,328,220	\$0	\$0	\$0	\$338,287,250

**Grouped Projects for Bicycle and Pedestrian Facilities -
Bayshore Bikeway (SAN147)
Through 23-05**

Project ID	Lead Agency	Project Title	Project Description	Prior Year	FY 2023	FY 2024	FY 2025	FY 2026	FY 2027	Future	Total Cost
SAN154	San Diego Association of Governments	Bayshore Bikeway - Segment 8B	Prepare 65 percent design plans for 0.4 miles of new bikeway. A private developer will construct the remaining portion of the bikeway south of where the SANDAG project ends at Ada Avenue.	\$1,181,465	\$14,440	\$0	\$0	\$0	\$0	\$0	\$1,195,905
SAN195	San Diego Association of Governments	Bayshore Bikeway: Barrio Logan	Environmental clearance, design, and construction of 2.3 miles of new bike path.. Toll Credits will be used to match federal funds for the CON phase	\$21,383,465	\$12,854,000	\$7,965,000	\$1,518,000	\$760,000	\$125,000	\$25,000	\$44,605,465
SAN203	San Diego Association of Governments	Border to Bayshore Bikeway	Environmental clearance, design, and construction of 6.5 miles of new bikeways. Toll Credits will be used to match federal funds for the CON phase	\$26,668,121	\$2,052,737	\$0	\$0	\$478,000	\$5,000	\$0	\$29,203,858
Total				\$49,233,051	\$14,921,177	\$7,965,000	\$1,518,000	\$1,238,000	\$130,000	\$25,000	\$75,005,228

Draft

**Grouped Projects for Bicycle and Pedestrian Facilities -
Coastal Rail Trail (SAN148)
Through 23-05**

Project ID	Lead Agency	Project Title	Project Description	Prior Year	FY 2023	FY 2024	FY 2025	FY 2026	FY 2027	Future	Total Cost
SAN155	San Diego Association of Governments	Coastal Rail Trail San Diego - Rose Creek	Construct 2.1 miles Class 1 shared use path	\$27,428,565	\$174,000	\$0	\$0	\$0	\$0	\$0	\$27,602,565
SAN156	San Diego Association of Governments	Coastal Rail Trail - Encinitas	environmental clearance, design and construction for 1.3 miles of bicycle facility	\$9,490,015	\$338,000	\$212,000	\$0	\$0	\$0	\$0	\$10,040,015
Total				\$36,918,580	\$512,000	\$212,000	\$0	\$0	\$0	\$0	\$37,642,580

Draft

**Grouped Projects for Bicycle and Pedestrian Facilities -
San Diego River Trail (SAN196)
Through 23-05**

Project ID	Lead Agency	Project Title	Project Description	Prior Year	FY 2023	FY 2024	FY 2025	FY 2026	FY 2027	Future	Total Cost
SAN198	San Diego Association of Governments	San Diego River Trail: Carlton Oaks Segment	Environmental clearance and design of 2 miles of new bike path, including connection to Mast Park.	\$1,237,792	\$70,000	\$292,000	\$0	\$0	\$0	\$0	\$1,599,792
Total				\$1,237,792	\$70,000	\$292,000	\$0	\$0	\$0	\$0	\$1,599,792

Draft

**Grouped Projects for Bicycle and Pedestrian Facilities -
North Park/Mid-City Bikeways (SAN227)
Through 23-05**

Project ID	Lead Agency	Project Title	Project Description	Prior Year	FY 2023	FY 2024	FY 2025	FY 2026	FY 2027	Future	Total Cost
SAN158	San Diego Association of Governments	North Park/Mid-City Bikeways: Robinson Bikeway	Preliminary engineering and environmental clearance for 13 miles of bikeway in the North Park/Mid City area. Construct a 0.2-mile bikeway that consists of on-street bike facilities, traffic calming improvements, and an elevated shared-use path.	\$4,045,789	\$345,000	\$456,000	\$0	\$0	\$0	\$0	\$4,846,789
SAN230	San Diego Association of Governments	North Park/Mid-City Bikeways: Howard Bikeway	Environmental clearance, design, and construction of 1.2 miles of bikeway consisting of on street bike facilities and traffic calming improvements.. Toll Credits will be used to match federal funds for the PE phase	\$1,336,584	\$132,000	\$344,000	\$1,396,000	\$250,000	\$0	\$0	\$3,458,584
SAN232	San Diego Association of Governments	North Park/Mid-City Bikeways: University Bikeway	Construct 2.8 miles on-street protected bikeway.	\$8,762,877	\$8,817,000	\$559,000	\$3,378,000	\$4,427,450	\$242,450	\$0	\$26,186,777
SAN233	San Diego Association of Governments	North Park/Mid-City Bikeways: Georgia-Meade Bikeway	Design 3.5 miles and construct 6.5 miles of urban bikeways including traffic calming improvements. Includes construction of Landis bikeway.	\$25,618,443	\$576,000	\$172,000	\$0	\$0	\$0	\$0	\$26,366,443
SAN284	San Diego Association of Governments	North Park/Mid-City Bikeways: Orange Bikeway	Construction of a 2.5 mile bikeway consisting of on-street bike facilities and traffic calming improvements.	\$1,060,500	\$5,355,500	\$0	\$0	\$0	\$5,600,000	\$0	\$12,016,000
Total				\$40,824,193	\$15,225,500	\$1,531,000	\$4,774,000	\$4,677,450	\$5,842,450	\$0	\$72,874,593

**Grouped Projects for Bicycle and Pedestrian Facilities -
Uptown Bikeways (SAN228)
Through 23-05**

Project ID	Lead Agency	Project Title	Project Description	Prior Year	FY 2023	FY 2024	FY 2025	FY 2026	FY 2027	Future	Total Cost
SAN160	San Diego Association of Governments	Uptown Bikeways: Fourth and Fifth Avenue Bikeways	Construct 4.5 miles of new on-street bikeways.	\$24,294,010	\$85,000	\$0	\$0	\$0	\$0	\$0	\$24,379,010
SAN234	San Diego Association of Governments	Uptown Bikeways: Eastern Hillcrest Bikeways	Design and construct 1.7 miles of on-street bikeway, including design and construction of the Normal Street Promenade.	\$3,368,010	\$656,000	\$8,910,000	\$8,551,000	\$874,500	\$145,500	\$0	\$22,505,010
SAN235	San Diego Association of Governments	Uptown Bikeways: Washington Street and Mission Valley Bikeways	design and construct 3.3 miles of on-street bikeways.	\$2,418,437	\$14,708,000	\$6,000	\$74,000	\$51,000	\$1,000	\$127,000	\$17,258,437
SAN236	San Diego Association of Governments	Uptown Bikeways: Mission Hills and Old Town Bikeways	Final design of 1.8 miles of on-street bikeways.	\$154,895	\$165,000	\$237,000	\$0	\$0	\$0	\$0	\$556,895
Total				\$30,235,352	\$15,614,000	\$9,153,000	\$8,625,000	\$925,500	\$146,500	\$127,000	\$64,699,352

Draft

**Grouped Projects for
TransNet Smart Growth Incentive Program (V10)
Through 23-05**

Project ID	Lead Agency	Project Title	Project Description	Prior Year	FY 2023	FY 2024	FY 2025	FY 2026	FY 2027	Future	Total Cost
CNTY101	San Diego County	Community Based Transportation Program	Four (4) separate unincorporated areas which will analyze how to better connect to SANDAG's Mobility Hubs, and recommendations for future implementation actions.	\$0	\$100,000	\$250,000	\$250,000	\$250,000	\$0	\$0	\$850,000
CNTY96	San Diego County	Casa De Oro - Campo Road Specific Plan	This project would develop a Specific Plan for the Campo Road corridor, including a form-based-code and design guidelines, would establish a framework to guide future private investment to transform the area into an inviting, compact, walkable and bikable environment.	\$345,888	\$199,112	\$0	\$0	\$0	\$0	\$0	\$545,000
CNTY97	San Diego County	Valley Center Community Plan Update	The project will update the content and broaden the scope of the existing community plan by focusing on land use refinements, diversifying mobility and housing options; connecting community services; and simplifying/streamlining development review processes.	\$617,549	\$7,451	\$0	\$0	\$0	\$0	\$0	\$625,000
EL40	El Cajon, City of	El Cajon Transit Center Community Connection Improvements	This project is the first phase of proposed improvements that will revitalize the Transit District by creating a sense of place and providing a direct link to transit by installing elements that will encourage smart growth such as wide sidewalks, enhanced crosswalks, thematic lighting, LID basins, streets trees, site furniture, a roundabout, bulb-outs, signage, and Class I bikeway approaches along Johnson Ave.	\$2,718,534	\$3,982,666	\$0	\$0	\$0	\$0	\$0	\$6,701,200
EL41	El Cajon, City of	Main Street - Green Street Gateway	Main St. is the primary access from the Transit Center to downtown El Cajon. To revitalize the corridor into an attractive "urban-forest" gateway, tree-lined widened sidewalks and Class IV bikeways, LID planters, signage, thematic site furnishing, and lighting are proposed. Also, upgraded bike and ped links to the transit center along Marshall will transform the corridor into an accessible and multi-modal Ave.	\$332,377	\$2,318,623	\$0	\$0	\$0	\$0	\$0	\$2,651,000

**Grouped Projects for
TransNet Smart Growth Incentive Program (V10)
Through 23-05**

Project ID	Lead Agency	Project Title	Project Description	Prior Year	FY 2023	FY 2024	FY 2025	FY 2026	FY 2027	Future	Total Cost
ESC48	Escondido, City of	Grand Avenue Vision Complete Streets Improvement Project	This project implements the Grand Avenue Vision Plan to improve Grand Avenue between Juniper and Escondido, including widened sidewalks, expanded outdoor dining areas, traffic circles, improved pedestrian crossings, market lighting and diagonal parking on one side of the street. Phase I was completed in 2022. Design for Phase II, that improves Grand between Maple and Juniper, is expected to be completed in November 2023. Funding is programmed in FY23/24 to complete Phase II. The five-year planning period shows continued funding toward Phase III of the project between Escondido Blvd and Maple St. Staff recommends that a concept design also be prepared to evaluate the potential expansion of the Vision Plan to extend from Centre City Parkway to Valley Blvd.	\$2,202,000	\$5,579,061	\$1,153,000	\$750,000	\$500,000	\$500,000	\$500,000	\$10,684,061
ESC54	Escondido, City of	Escondido General Plan Amendments and Environmental Review	The City of Escondido is completing amendments to the General Plan's Safety Elements and is creating a new Environmental Justice element. These amendments will reduce VMTs, increase environmental sustainability, and improve housing equity. REAP funds will be used for the environmental reviews required to implement these elements.	\$0	\$200,000	\$0	\$0	\$0	\$0	\$0	\$200,000
LAM47	La Mesa, City of	North Spring Street Smart Growth Corridor	Enhancements include A vital pedestrian connection at I-8 with ADA ramps, high visibility cross walks, lighting, & safety fencing; A Class III bicycle route with sharrow markings along the corridor; A pedestrian railroad crossing connecting Spring Street to a proposed private development, new sidewalk along Nebo Drive, and a new pedestrian crossing at Nebo Drive and University Avenue providing a linkage to the regional transit center and civic services located downtown.	\$1,758,335	\$148,025	\$0	\$0	\$0	\$0	\$0	\$1,906,360
LAM49	La Mesa, City of	Complete Streets Integrated Design Manual	This project will evaluate the City's Complete Streets policies, update them, as needed and integrate them with the engineering design principles in one, easy to use, coordinated Complete Streets Integrated Design Manual. By integrating Complete Streets policies with engineering requirements, the city will ensure that Completes Streets policies will be applied to every development project.	\$161,499	\$37,950	\$0	\$0	\$0	\$0	\$0	\$199,449

**Grouped Projects for
TransNet Smart Growth Incentive Program (V10)
Through 23-05**

Project ID	Lead Agency	Project Title	Project Description	Prior Year	FY 2023	FY 2024	FY 2025	FY 2026	FY 2027	Future	Total Cost
LG26	Lemon Grove, City of	Connect Main Street	The project will implement Phase 1 and Phase 2 of the SGIP funded Connect Main Street Plan, construction pedestrian and bicycle facilities from Broadway to San Miguel. It will enhance the north/south movement of people walking/biking by implementing a street conversion, D.G. pedestrian trail, shared-use path, pedestrian crosswalks, bulb outs, lighting, and landscape features.	\$346,941	\$1,654,059	\$500,000	\$0	\$0	\$0	\$0	\$2,501,000
NC36	National City, City of	Roosevelt Avenue Corridor Smart Growth Revitalization Project	This project provides streetscape, lighting, signage, mobility options, urban greening, stormwater runoff and parking to encourage adjacent development and to improve this high visibility edge of downtown as seen from I-5. Future buildout will include a multi-use path & NEV shuttle route, once ROW & utility undergrounding can be secured as called for in the Specific Plan.	\$2,507,000	\$198,000	\$0	\$0	\$0	\$0	\$0	\$2,705,000
NC37	National City, City of	Sweetwater Road Protected Bikeway	The project will provide nearly 1.2 miles of protected bike facilities along Sweetwater Road and extend the Class 1 bike path on Plaza Bonita Road to Sweetwater Road (0.4 miles). The project will include a road diet, bicycle-friendly intersection improvements, and pedestrian enhancements. The proposed bicycle facilities will directly link the City's bike network to the regional network.	\$392,216	\$1,626,845	\$759,846	\$0	\$0	\$0	\$0	\$2,778,907
NC43	National City, City of	Together We Plan National City	Focused general plan update and climate action plan update that also will focus on residential density. The general plan serves as the guiding document for achieving the community's vision for the future.	\$0	\$294,477	\$0	\$0	\$0	\$0	\$0	\$294,477
SD261	San Diego, City of	Downtown San Diego Wayfinding Signage - Cycle Network	The project includes the installation new wayfinding signs that complements the recently completed downtown wayfinding system. It will include adding signage for the new cycle network to be installed throughout downtown. The Project will facilitate an experience that will promote cycling and provide directional and destination signage for residents, visitors, and workers to access the new cycle network.	\$321,309	\$78,691	\$0	\$0	\$0	\$0	\$0	\$400,000
SD262	San Diego, City of	East Village Green Park Phase 1	East Village Green Park is a proposed 4.1 acre multi-block community park located in the East Village Neighborhood of Downtown. Phase 1 improvements consist of 1.2 acres of new parkland including a community center, 2 cafes, children's play area, performance pavilion, open lawn, games area, interactive fountain, dog park and the relocation of two locally historic buildings.	\$3,615,784	\$987,509	\$0	\$0	\$0	\$0	\$0	\$4,603,293

**Grouped Projects for
TransNet Smart Growth Incentive Program (V10)
Through 23-05**

Project ID	Lead Agency	Project Title	Project Description	Prior Year	FY 2023	FY 2024	FY 2025	FY 2026	FY 2027	Future	Total Cost
SD267	San Diego, City of	Mid-City Communities Smart Growth Study Areas	The Project will perform a study of existing/planned smart growth and employment areas to increase housing and mobility options in the Mid-City Communities in the City of San Diego. The study will include a public outreach program and recommendations on opportunities for growth and transit-supportive densities in combination with corridor enhancements. The Smart Growth study will serve as a critical first step to facilitate a land use plan to support a healthier, more sustainable community.	\$0	\$840,000	\$0	\$0	\$0	\$0	\$0	\$840,000
SNT31	Santee, City of	Santee Town Center Specific Plan	The proposed project involves updating the goals, policies, and objectives of the General Plan, the Town Center Specific Plan, and the Arts and Entertainment District Overlay to promote and encourage new development including commercial, housing, and mixed-use development. In addition, the project involves expanding the geographic boundary of the Art and Entertainment District Overlay and amending the land use matrix to allow entertainment-oriented uses to provide unique local experiences, attract tourism, and promote economic revitalization. The project area positioning along the San Diego River and the Trolley Station increases the potential to create a focal point that provides a mixed-use activity center with residential, commercial, open space, and entertainment oriented uses. This grant would provide additional resources by supplementing the planning effort to update the 1986 Town Center Specific Plan which will encourage new investment and housing in the City of Santee.	\$0	\$800,000	\$0	\$0	\$0	\$0	\$0	\$800,000
Total				\$15,319,432	\$19,052,469	\$2,662,846	\$1,000,000	\$750,000	\$500,000	\$500,000	\$39,284,747

**Grouped Projects for
Bicycle and Pedestrian Facilities (V12)
Through 23-05**

Project ID	Lead Agency	Project Title	Project Description	Prior Year	FY 2023	FY 2024	FY 2025	FY 2026	FY 2027	Future	Total Cost
SAN204	San Diego Association of Governments	Central Avenue Bikeway	Environmental clearance, design, and construction of 1.0 miles of new bike path.	\$1,259,212	\$135,000	\$2,884,000	\$160,000	\$842,000	\$189,000	\$0	\$5,469,212
SAN205	San Diego Association of Governments	Pershing Bikeway	Environmental clearance, design, and construction of 3.0 miles of new bike and pedestrian facilities between North Park and Downtown San Diego.	\$6,909,725	\$8,785,000	\$6,607,000	\$686,500	\$0	\$0	\$0	\$22,988,225
SAN206	San Diego Association of Governments	Downtown to Imperial Avenue Bikeway	Design and construct 3.9 miles of urban on-street bikeways. Toll Credits will be used to match federal funds for the CON phase	\$3,799,692	\$13,055,923	\$997,000	\$369,500	\$207,500	\$15,500	\$0	\$18,445,115
Total				\$11,968,629	\$21,975,923	\$10,488,000	\$1,216,000	\$1,049,500	\$204,500	\$0	\$46,902,552

Draft

**Grouped Projects for Bicycle and Pedestrian Facilities -
Active Transportation Program (ATP) (V14)
Through 23-05**

Project ID	Lead Agency	Project Title	Project Description	Prior Year	FY 2023	FY 2024	FY 2025	FY 2026	FY 2027	Future	Total Cost
CAL330	Caltrans	SR-15 Commuter Bike Facility	Construct Class 1 bicycle facility	\$15,639,000	\$5,000	\$0	\$0	\$0	\$0	\$0	\$15,644,000
CAL386	Caltrans	National City - SRTS Ped Enhancements	the project will address walkability barriers by providing high visibility continental crosswalks, ADA accessible ramps with truncated domes, pedestrian crosswalk signs and sidewalk replacement at locations near elementary schools and Granger Junior High School, a traffic circle, traffic calming extensions and speed cushions	\$1,690,000	\$1,678,000	\$0	\$0	\$0	\$0	\$0	\$3,368,000
ENC47	Encinitas, City of	Santa Fe Drive ATP Corridor Improvements	In Encinitas, on Santa Fe Drive between Windsor Drive and El Camino Real; construct sidewalk, curb, gutter and ramps, pavement widening and installation of new bike lanes and pedestrian improvements	\$217,000	\$925,000	\$0	\$0	\$0	\$0	\$0	\$1,142,000
ESC46	Escondido, City of	Escondido Creek Trail Bike Path Improvements	This project closes gaps on approximately 2.5 miles of the Escondido creek trail bike path by adding lighting, ped signals, crosswalks, ramps and signage to 7 intersections. The project's construction limits are the Escondido creek trail bike path between Juniper Street and Citrus Avenue.. Toll Credits will be used to match federal funds for the CON phase	\$1,632,000	\$250,000	\$0	\$0	\$0	\$0	\$0	\$1,882,000
ESC49	Escondido, City of	Quince & Tulip Pedestrian Signals	Installation of pedestrian signals along the Escondido Creek Bike Path at Quince and Tulip	\$822,000	\$5,000	\$0	\$0	\$0	\$0	\$0	\$827,000
IB22	Imperial Beach, City of	9th St Active Transportation Corridor	1.3 miles of bicycle and pedestrian improvements that include a road diet, green buffered bike lanes, sharrows, bicycle bend-outs, high-visibility crosswalks, and curb extensions	\$599,000	\$2,479,000	\$276,000	\$0	\$0	\$0	\$0	\$3,354,000
IB24	Imperial Beach, City of	Palm Avenue Complete Multimodal Corridor	1.5 miles of active transportation improvements including class IV bike lanes, crosswalks, curb extensions, street trees, lighting, transit islands, and ADA curb ramps/sidewalks	\$1,115,000	\$0	\$150,000	\$2,220,000	\$1,000,000	\$21,742,000	\$0	\$26,227,000
NC38	National City, City of	National City Bike Wayfinding	The project will install more 100 bicycle wayfinding signs at decision points throughout the City's recently constructed bicycle network	\$15,000	\$927,000	\$0	\$0	\$0	\$0	\$0	\$942,000
NC39	National City, City of	Central Community Mobility Enhancements	Implement a north-south bicycle boulevard, close a sidewalk gap, and provide pedestrian enhancements in National City along M, N, and L Avenues, between 4th Street and 30th Street.	\$388,000	\$1,095,000	\$0	\$0	\$0	\$0	\$0	\$1,483,000
NC40	National City, City of	Bayshore Bikeway - Segment 5	Construct Class 1 and Class 4 protected bicycle facilities with enhanced intersection treatments for people walking and biking.. Toll Credits will be used to match federal funds for the PE phase	\$970,000	\$5,721,000	\$0	\$0	\$0	\$0	\$0	\$6,691,000

**Grouped Projects for Bicycle and Pedestrian Facilities -
Active Transportation Program (ATP) (V14)
Through 23-05**

Project ID	Lead Agency	Project Title	Project Description	Prior Year	FY 2023	FY 2024	FY 2025	FY 2026	FY 2027	Future	Total Cost
NC41	National City, City of	8th Street and Roosevelt Ave. Active Transportation Corridor, National City	Constructs .4 miles of a one-way 7' cycle track (.8 miles counting both sides), .75 miles of a 14' wide multi-use path and various intersection adjustments for safety improvements.	\$0	\$5,185,000	\$0	\$0	\$0	\$0	\$0	\$5,185,000
NC42	National City, City of	Highland Avenue Inter-City Bike Connection	National City, CA. Highland Avenue from 30th Street to just south of the SR-54 EB ramps. Construct Class IV and II bicycle facilities, traffic calming, pavement markings, signing, signal modifications, and ADA curb ramps.	\$58,000	\$260,000	\$1,027,000	\$0	\$0	\$0	\$0	\$1,345,000
NC46	National City, City of	24th Street Transit Center Connections	Construct more than two miles of separated bike lanes (Class IV), 2 curb extensions, traffic signal modifications with bike signals, continental crosswalks, and curb ramps.	\$0	\$0	\$150,000	\$445,000	\$0	\$2,903,000	\$0	\$3,498,000
O50	Oceanside, City of	Laurel Elementary Safe Routes to School	The Laurel Elementary Safe Routes to School includes infrastructure improvements, complemented by non-infrastructure activities to improve the safety and convenience for students walking and biking. The scope of work includes a mini roundabout, curb extensions, striping and signage, a traffic calming median, Rectangular Rapid Flashing, high visibility crosswalks, and a sidewalk gap closure.	\$289,733	\$160,000	\$1,085,267	\$0	\$0	\$0	\$0	\$1,535,000
SAN272	San Diego Association of Governments	GObyBIKE San Diego: Construction Outreach Program	The GoByBIKE San Diego Construction Outreach Program builds support for new bike infrastructure.	\$1,628,401	\$152,000	\$129,000	\$57,599	\$0	\$0	\$0	\$1,967,000
SAN292	San Diego Association of Governments	Howard Bikeway: Connecting Vibrant San Diego Neighborhoods	Install 1.2 mi buffered bike lanes, 800 foot bicycle boulevard, neighborhood traffic circles, protected intersection, curb extensions, speed cushions, bike boxes, & raised crosswalks	\$0	\$0	\$9,665,000	\$0	\$0	\$0	\$0	\$9,665,000
SAN293	San Diego Association of Governments	Central Avenue Bikeway - The Missing Link	Construct low-stress bike facilities, cul-de-sac, curb ramps, improved crosswalks, RRFBS, bike friendly intersections, pedestrian refuge islands, & intersection enhancements.	\$0	\$0	\$4,141,000	\$0	\$0	\$0	\$0	\$4,141,000
SD234	San Diego, City of	Chollas Creek-Bayshore Bikeway	Final design and construction plans for 0.75 mile segment of multi-use path connecting from Southeastern San Diego along the Chollas Creek to the Bayshore Bikeway in Barrio Logan.	\$695,000	\$5,000	\$0	\$0	\$0	\$0	\$0	\$700,000
SD245	San Diego, City of	Euclid+ Market Complete Streets project	Final design and construction of new and expanded sidewalks, new bike facilities, and added crosswalks, medians, and curb extensions to slow and calm traffic (S16061)	\$12,751,553	\$1,300,000	\$0	\$0	\$0	\$0	\$0	\$14,051,553

**Grouped Projects for Bicycle and Pedestrian Facilities -
Active Transportation Program (ATP) (V14)
Through 23-05**

Project ID	Lead Agency	Project Title	Project Description	Prior Year	FY 2023	FY 2024	FY 2025	FY 2026	FY 2027	Future	Total Cost
VISTA59	Vista, City of	Townsite Complete Street Project	This project will transform Townsite Drive and W. Los Angeles Drive to a complete street accommodating all users by constructing sidewalks, traffic circles, curb extensions, bike lanes, Sharrows and high visibility crosswalks. The project will also construct curb extensions, high visibility crosswalk, green bike lane extensions through intersections and two mid block pedestrian traffic signals on N. Santa Fe Avenue between California Avenue and Bobier Drive. Toll Credits will be used to match federal funds for the CON phase. Toll Credits will be used to match federal funds for the CON phase	\$4,177,000	\$883,930	\$0	\$0	\$0	\$0	\$0	\$5,060,930
Total				\$42,686,687	\$21,030,930	\$16,623,267	\$2,722,599	\$1,000,000	\$24,645,000	\$0	\$108,708,483

Draft

Grouped Projects for Bicycle and Pedestrian Facilities
Funded with TransNet Active Transportation Grant Program (ATGP) (V17)
Through 23-05

Project ID	Lead Agency	Project Title	Project Description	Prior Year	FY 2023	FY 2024	FY 2025	FY 2026	FY 2027	Future	Total Cost
CB45	Carlsbad, City of	Carlsbad Boulevard and Tamarack Avenue Pedestrian Improvement Project	In Carlsbad, reconfigure the intersection and the approaches to the intersection and provide enhanced facilities for pedestrians, transit users and bicyclists; SANDAG approved TransNet/ATP swap on October 23, 2015	\$749,046	\$1,965,000	\$0	\$700,000	\$0	\$0	\$0	\$3,414,046
NC33	National City, City of	National City Boulevard Inter City-Bike Connection	The project will provide nearly .2 miles of enhanced (buffered) bike lanes along 33rd Street from Hoover Avenue to National City Boulevard. The project will implement nearly .4 miles of class II facilities along National City Boulevard from 33rd Street to C Street. the project will include traffic calming features, decreased lane widths, bike/pedestrian improvements at freeway on/off ramps, bike boxes, lighting, and pedestrian safety enhancements. The project improves safety for people walking and biking	\$55,139	\$339,862	\$0	\$0	\$0	\$0	\$0	\$395,001
SNT29	Santee, City of	Prospect Avenue and Mesa Road Intersection Improvements	This project will modify the intersection by rebuilding the northeast, southeast, and southwest corners of the intersection. It will improve visibility, reduce pedestrian crossing distance, add a bicycle connection, and improve safety at the school crossing.	\$180,260	\$626,600	\$0	\$0	\$0	\$0	\$0	\$806,860
Total				\$984,445	\$2,931,462	\$0	\$700,000	\$0	\$0	\$0	\$4,615,907

Draft

**Grouped Projects for Engineering -
Complete Corridor Studies (V20)
Through 23-05**

Project ID	Lead Agency	Project Title	Project Description	Prior Year	FY 2023	FY 2024	FY 2025	FY 2026	FY 2027	Future	Total Cost
CAL549	Various Agencies	Comprehensive Multimodal Corridor Plan (CMCP) - High Speed Transit/I-15	In the San Diego Region a comprehensive integrated management plan for increasing transportation options, decreasing congestion, and improving travel time in the I-15 Corridor from SR 76 to I-805. A CMCP includes all travel modes in a defined corridor - highways and freeways, parallel and connection roadways, public transit (bus, bus rapid, light rail, intercity rail) and bikeways. Toll Credits will be used to match federal funds for the PE phase	\$0	\$0	\$0	\$0	\$1,500,000	\$0	\$0	\$1,500,000
CAL550	Various Agencies	Comprehensive Multimodal Corridor Plan (CMCP) - Coast, Canyons and Trails (SR 52)	In the San Diego Region a comprehensive integrated management plan for increasing transportation options, decreasing congestion, and improving travel times in the SR-52/SR-67 Corridor on SR 52 from I-5 to SR 67 and along SR 67 from I-8 to Mapleview Street. A CMCP includes all travel modes in a defined corridor - highways and freeways, parallel and connection roadways, public transit (bus, bus rapid transit, light rail, intercity rail) and bikeways. Toll Credits will be used to match federal funds for the PE phase	\$2,057,549	\$86,451	\$0	\$0	\$0	\$0	\$0	\$2,144,000
CAL551	Various Agencies	Comprehensive Multi-Modal Corridor Plan (CMCP) - High Speed Transit/SR-94	In the San Diego Region a comprehensive integrated management plan for increasing transportation options, decreasing congestion, and improving travel times along the SR 94 corridor from I-5 to SR 125. A CMCP includes all travel modes in a defined corridor - highways and freeways, parallel and connection roadways, public transit (bus, bus rapid transit, light rail, intercity rail) and bikeways.. Toll Credits will be used to match federal funds for the PE phase	\$0	\$1,880,000	\$60,000	\$60,000	\$0	\$0	\$0	\$2,000,000
CAL552	Various Agencies	Corridor System Management Plan (CSMP) - South Bay to Sorrento Corridor	In the San Diego Region, a comprehensive integrated management plan for increasing transportation options, decreasing congestion, and travel times in the I-805I-5 South corridor from the U.S.-Mexico Border along SR 11, SR 905, I-5, and I-805 to SR 94, then along I-805 and SR 15/I-15 to SR 52, then along I-805 to the I-5/I-805 Merge. A CSMP includes all travel modes in a defined corridor - highways and freeways, parallel and connection roadways, public transit (bus, bus rapid transit, light rail, intercity rail) and bikeways. Toll Credits will be used to match federal funds for the PE phase.. Toll Credits will be used to match federal funds for the PE phase	\$5,775,930	\$24,070	\$0	\$0	\$0	\$0	\$0	\$5,800,000

**Grouped Projects for Engineering -
Complete Corridor Studies (V20)
Through 23-05**

Project ID	Lead Agency	Project Title	Project Description	Prior Year	FY 2023	FY 2024	FY 2025	FY 2026	FY 2027	Future	Total Cost
CAL553	Various Agencies	Corridor System Management Plan (CSMP) - North County	In the San Diego Region, a comprehensive integrated management plan for increasing transportation options, decreasing congestion, and improving travel time between the I-5 and the I-15 freeways along the SR 76, SR 78, Palomar Airport Road and the SPRINTER rail corridor. A CSMP includes all travel modes in a defined corridor - highways and freeways, parallel and connection roadways, public transit (bus, bus transit, light rail, intercity rail) and bikeways. Toll Credits will be used to match federal funds for the PE phase. Toll Credits will be used to match federal funds for the PE phase	\$2,970,000	\$30,000	\$0	\$0	\$0	\$0	\$0	\$3,000,000
SAN253	Various Agencies	Comprehensive Multimodal Corridor Plan (CMCP) - Central Mobility Hub and Connections	In the San Diego Region a comprehensive integrated management plan for increasing transportation options, decreasing congestion, and improving travel times in the Central Mobility Station/I-5/Coronado & Downtown Connections Corridor. A CMCP includes all travel modes in a defined corridor - highways and freeways, parallel and connection roadways, public transit (bus, bus rapid transit, light rail, intercity rail) and bikeways. Project includes analysis to support P3 partnerships and connections to naval bases. Toll Credits will be used to match federal funds for the PE phase. Toll Credits will be used to match federal funds for the PE phase	\$6,500,590	\$3,291,410	\$0	\$0	\$0	\$0	\$0	\$9,792,000
SAN254	Various Agencies	Corridor System Management Plan - High Speed Transit/I-8	In the San Diego Region, along the I-8 corridor from I-5 to east of the SR 67, a comprehensive integrated management plan for increasing transportation options, decreasing congestion, and improving travel times in the High Speed Transit/I-8 Corridor. A CSMP includes all travel modes in a defined corridor - highways and freeways, parallel and connection roadways, public transit (bus, bus rapid transit, light rail, intercity rail) and bikeways. Toll Credits will be used to match federal funds for the PE phase	\$2,929,952	\$70,048	\$0	\$0	\$0	\$0	\$0	\$3,000,000
SAN255	Various Agencies	Corridor System Management Plan (CSMP) - High Speed Transit/SR 56	In the San Diego Region a comprehensive integrated management plan for increasing transportation options, decreasing congestion, and improving travel times in the SR 56 Corridor from I-5 to I-15. A CSMP includes all travel modes in a defined corridor - highways and freeways, parallel and connection roadways, public transit (bus, bus rapid transit, light rail, intercity rail) and bikeways. Toll Credits will be used to match federal funds for the PE phase	\$0	\$0	\$0	\$0	\$0	\$1,100,000	\$0	\$1,100,000

**Grouped Projects for Engineering -
Complete Corridor Studies (V20)
Through 23-05**

Project ID	Lead Agency	Project Title	Project Description	Prior Year	FY 2023	FY 2024	FY 2025	FY 2026	FY 2027	Future	Total Cost
SAN256	Various Agencies	Corridor System Management Plan - High Speed Transit/SR 125	In the San Diego Region a comprehensive integrated management plan for increasing transportation options, decreasing congestion, and improving travel times along the SR 125 corridor from SR 905/SR 11 to SR 52. A CSMP includes all travel modes in a defined corridor - highways and freeways, parallel and connection roadways, public transit (bus, bus rapid transit, light rail, intercity rail) and bikeways. Toll Credits will be used to match federal funds for the PE phase	\$0	\$3,047,000	\$105,000	\$40,000	\$0	\$0	\$0	\$3,192,000
SAN269	Various Agencies	Comprehensive Multi-Modal Corridor Plan (CMCP) - Region Wide Plan	In the San Diego Region, a comprehensive integrated management plan for increasing transportation options, decreasing congestion, and improving travel times in all corridors in the San Diego Region. A CMCP includes all travel modes - highways and freeways, parallel and connection roadways, public transit (bus, bus rapid transit, light rail, intercity rail) and bikeways. This project is focused on scoping efforts and developing work plans for all of the CMCPs in the grouped listing	\$586,919	\$163,000	\$100,000	\$50,000	\$50,000	\$50,081	\$0	\$1,000,000
SAN270	Various Agencies	Comprehensive Multimodal Corridor Plan (CMCP) - Airport to Airport Connection	In San Diego County, a comprehensive integrated management plan for increasing transportation options, decreasing congestion, and improving travel times between the San Diego International Airport and the Cross-Border Express. A CMCP includes all travel modes in a defined corridor - highways and freeways, parallel and connecting roadways, public transit (bus, bus rapid transit, light rail, intercity rail) and bikeways. Toll Credits will be used to match federal funds for the PE phase	\$0	\$0	\$0	\$0	\$500,000	\$0	\$0	\$500,000
V22	Various Agencies	CMCP - San Vicente Corridor (SR 67)	A Comprehensive Multimodal Corridor Plan (CMCP) is a comprehensive, integrated management plan for increasing transportation options, decreasing congestion, and improving travel times in the SR 67 transportation corridor along SR 67 from Mapleview Street in the City of Lakeside to SR 78. A CMCP includes all travel modes in a defined corridor - highways and freeways, parallel and connecting roadways, public transit (bus, bus rapid transit, light rail, intercity rail) and bikeways. Toll Credits will be used to match federal funds for the PE phase.	\$1,220,000	\$832	\$0	\$0	\$0	\$0	\$0	\$1,220,832
Total				\$22,040,940	\$8,592,811	\$265,000	\$150,000	\$2,050,000	\$1,150,081	\$0	\$34,248,832

Tribal Transportation Projects

Amendment No. 5

Draft



Indian Reservation Roads Programs

Federal Lands Highway

Any level TIP/EIP Report

Reporting each CSTIP that meets the filter.

REPORT FILTERS:

Location = J-***-***
 program_class_code = 6V1
 CSTIP Type = TIP



Entity Name J54570 - CAMPO BAND OF DIEGUENO MISSION INDIANS
 Program Class Code 6V1
 CSTIP Type TIP Fiscal Year 2022
 FHWA Approved Date 18-AUG-22 Funding Amount 179,987

FIRST PAGE FOR CSTIP

State 06 - California
 Location J54570 - Campo Indian

Projects on the CSTIP with this state are listed and subtotaled in this section
 Covers that part of the reservation within the current state.

		Phase	FY 2022 (\$)	FY 2023 (\$)	FY 2024 (\$)	FY 2025 (\$)	FY 2026 (\$)	Total
PCAS	J54EQ570	PE	0	0	0	0	0	0
Class	O	CONS	0	0	0	0	0	0
Name	Campo Equipment Acquisition (RM)	CE	35,000	35,000	35,000	35,000	35,000	175,000
County	073 - San Diego	Z	0	0	0	0	0	0
Project Type	RDMAINT	Total	35,000	35,000	35,000	35,000	35,000	175,000
Work Type	T1							
PCAS	J54RM570	Phase	FY 2022 (\$)	FY 2023 (\$)	FY 2024 (\$)	FY 2025 (\$)	FY 2026 (\$)	Total
Class	O	PE	0	0	0	0	0	0
Name	Campo Road Maintenance	CONS	0	0	0	0	0	0
County	073 - San Diego	CE	0	0	0	0	0	0
Project Type	RDMAINT	Z	90,946	90,946	90,946	90,946	90,946	454,730
Work Type	RM	Total	90,946	90,946	90,946	90,946	90,946	454,730
PCAS	J54TP570	Phase	FY 2022 (\$)	FY 2023 (\$)	FY 2024 (\$)	FY 2025 (\$)	FY 2026 (\$)	Total
Class	O	PE	0	0	0	0	0	0
Name	Campo TTP Mgmt & Planning	CONS	0	0	0	0	0	0
County	073 - San Diego	CE	0	0	0	0	0	0
Project Type	PLANING	Z	50,000	50,000	50,000	50,000	50,000	250,000
Work Type	P9	Total	50,000	50,000	50,000	50,000	50,000	250,000
PCAS	J54TR570	Phase	FY 2022 (\$)	FY 2023 (\$)	FY 2024 (\$)	FY 2025 (\$)	FY 2026 (\$)	Total
Class	O	PE	0	0	0	0	0	0
Name	Campo Transit	CONS	0	0	0	0	0	0
County	073 - San Diego	CE	4,041	4,041	4,041	4,041	4,041	20,205
Project Type	TRANSIT	Z	0	0	0	0	0	0
Work Type	T4	Total	4,041	4,041	4,041	4,041	4,041	20,205
Location Subtotal			179,987	179,987	179,987	179,987	179,987	899,935
State Subtotal			179,987	179,987	179,987	179,987	179,987	899,935
CSTIP Subtotal			179,987	179,987	179,987	179,987	179,987	899,935



Indian Reservation Roads Programs

Federal Lands Highway

Any level TIP/EIP Report

Reporting each CSTIP that meets the filter.

REPORT FILTERS:

Location = J-**-***
 program_class_code = 6V1
 CSTIP Type = TIP



Entity Name J54571 - CAPITAN GRANDE (UNASSOCIATED)
 Program Class Code 6V1
 CSTIP Type TIP Fiscal Year 2022
 FHWA Approved Date 07-SEP-22 Funding Amount 12,683

FIRST PAGE FOR CSTIP

State 06 - California Projects on the CSTIP with this state are listed and subtotaled in this section
 Location J54571 - Capitan Grande Covers that part of the reservation within the current state.

PCAS	Class	Name	County	Project Type	Work Type	Phase	FY 2022 (\$)	FY 2023 (\$)	FY 2024 (\$)	FY 2025 (\$)	FY 2026 (\$)	Total
J54RM571	O	Capitan Grande Road Maintenance	073 - San Diego	RDMAINT	RM	PE	0	0	0	0	0	0
						CONS	0	0	0	0	0	0
						CE	0	0	0	0	0	0
						Z	12,683	12,683	12,683	12,683	12,683	63,415
						Total	12,683	12,683	12,683	12,683	12,683	63,415
Location Subtotal							12,683	12,683	12,683	12,683	12,683	63,415
State Subtotal							12,683	12,683	12,683	12,683	12,683	63,415
CSTIP Subtotal							12,683	12,683	12,683	12,683	12,683	63,415

Draft



Indian Reservation Roads Programs Federal Lands Highway Any level TIP/EIP Report

Reporting each CSTIP that meets the filter.

REPORT FILTERS:

Location = J-**-***
 program_class_code = 6V1
 CSTIP Type = TIP



Entity Name J54572 - BARONA GROUP OF CAPITAN GRANDE BAND OF MISSION
 Program Class Code 6V1
 CSTIP Type TIP Fiscal Year 2022
 FHWA Approved Date 07-SEP-22 Funding Amount 552,391

FIRST PAGE FOR CSTIP

State 06 - California Projects on the CSTIP with this state are listed and subtotaled in this section
 Location J54572 - Barona Covers that part of the reservation within the current state.

PCAS	Class	Name	County	Project Type	Work Type	Phase	FY 2022 (\$)	FY 2023 (\$)	FY 2024 (\$)	FY 2025 (\$)	FY 2026 (\$)	Total
J54EQ572	O	Barona Equipment Acquisition (RM)	073 - San Diego	RDMAINT	T1	PE	0	0	0	0	0	0
						CONS	0	0	0	0	0	0
						CE	50,000	50,000	50,000	50,000	50,000	250,000
						Z	0	0	0	0	0	0
						Total	50,000	50,000	50,000	50,000	50,000	250,000
J54RM572	O	Barona Road Maintenance	073 - San Diego	RDMAINT	RM	PE	0	0	0	0	0	0
						CONS	0	0	0	0	0	0
						CE	0	0	0	0	0	0
						Z	329,071	329,071	329,071	329,071	329,071	1,645,355
						Total	329,071	329,071	329,071	329,071	329,071	1,645,355
J54TP572	O	Barona Transportation Planning	073 - San Diego	PLANING	P9	PE	0	0	0	0	0	0
						CONS	0	0	0	0	0	0
						CE	0	0	0	0	0	0
						Z	160,000	160,000	160,000	160,000	160,000	800,000
						Total	160,000	160,000	160,000	160,000	160,000	800,000
J54TR572	O	Barona Transit	073 - San Diego	TRANSIT	T4	PE	0	0	0	0	0	0
						CONS	0	0	0	0	0	0
						CE	13,320	13,320	13,320	13,320	13,320	66,600
						Z	0	0	0	0	0	0
						Total	13,320	13,320	13,320	13,320	13,320	66,600
Location Subtotal							552,391	552,391	552,391	552,391	552,391	2,761,955
State Subtotal							552,391	552,391	552,391	552,391	552,391	2,761,955
CSTIP Subtotal							552,391	552,391	552,391	552,391	552,391	2,761,955



Indian Reservation Roads Programs Federal Lands Highway Any level TIP/EIP Report

Reporting each CSTIP that meets the filter.

REPORT FILTERS:

Location = J-***-***
 program_class_code = 6V1
 CSTIP Type = TIP



Entity Name J54574 - INAJA BAND OF DIEGUENO MISSION INDIANS
 Program Class Code 6V1
 CSTIP Type TIP Fiscal Year 2022
 FHWA Approved Date 30-AUG-22 Funding Amount 9,534

FIRST PAGE FOR CSTIP

State 06 - California
 Location J54574 - Inaja And Cosmit

Projects on the CSTIP with this state are listed and subtotaled in this section
 Covers that part of the reservation within the current state.

		Phase	FY 2022 (\$)	FY 2023 (\$)	FY 2024 (\$)	FY 2025 (\$)	FY 2026 (\$)	Total
PCAS	J54EQ001	PE	0	0	0	0	0	0
Class	O	CONS	0	0	0	0	0	0
Name	Inaja Equipment Acquisition (RM)	CE	1,000	1,000	1,000	1,000	1,000	5,000
County	073 - San Diego	Z	0	0	0	0	0	0
Project Type	RDMAINT	Total	1,000	1,000	1,000	1,000	1,000	5,000
Work Type	T1							
PCAS	J54RM001	PE	0	0	0	0	0	0
Class	O	CONS	0	0	0	0	0	0
Name	Inaja Road Maintenance	CE	0	0	0	0	0	0
County	073 - San Diego	Z	6,204	6,204	6,204	6,204	6,204	31,020
Project Type	RDMAINT	Total	6,204	6,204	6,204	6,204	6,204	31,020
Work Type	RM							
PCAS	J54TP001	PE	0	0	0	0	0	0
Class	O	CONS	0	0	0	0	0	0
Name	Inaja TTP Mgmt & Planning	CE	0	0	0	0	0	0
County	073 - San Diego	Z	2,000	2,000	2,000	2,000	2,000	10,000
Project Type	PLANING	Total	2,000	2,000	2,000	2,000	2,000	10,000
Work Type	P9							
PCAS	J54TR001	PE	0	0	0	0	0	0
Class	O	CONS	0	0	0	0	0	0
Name	Inaja Transit	CE	330	330	330	330	330	1,650
County	073 - San Diego	Z	0	0	0	0	0	0
Project Type	TRANSIT	Total	330	330	330	330	330	1,650
Work Type	T4							
Location Subtotal			9,534	9,534	9,534	9,534	9,534	47,670
State Subtotal			9,534	9,534	9,534	9,534	9,534	47,670
CSTIP Subtotal			9,534	9,534	9,534	9,534	9,534	47,670



Indian Reservation Roads Programs

Federal Lands Highway

Any level TIP/EIP Report

Reporting each CSTIP that meets the filter.

REPORT FILTERS:

Location = J-**-***
 program_class_code = 6V1
 CSTIP Type = TIP



Entity Name	J54575 - Jamul Indian Village
Program Class Code	6V1
CSTIP Type	TIP
FHWA Approved Date	18-AUG-22
Fiscal Year	2022
Funding Amount	352,210

FIRST PAGE FOR CSTIP

State 06 - California Projects on the CSTIP with this state are listed and subtotaled in this section
 Location J54575 - Jamul Indian Village Covers that part of the reservation within the current state.

PCAS	Class	Name	County	Project Type	Work Type	Phase	FY 2022 (\$)	FY 2023 (\$)	FY 2024 (\$)	FY 2025 (\$)	FY 2026 (\$)	Total
J54EQ575	O	Jamul Equipment Acquisition (RM)	073 - San Diego	RDMAINT	T1	PE	0	0	0	0	0	0
						CONS	0	0	0	0	0	0
						CE	100,000	100,000	100,000	100,000	100,000	500,000
						Z	0	0	0	0	0	0
						Total	100,000	100,000	100,000	100,000	100,000	500,000
J54RM575	O	Jamul Road Maintenance	073 - San Diego	RDMAINT	RM	PE	0	0	0	0	0	0
						CONS	0	0	0	0	0	0
						CE	0	0	0	0	0	0
						Z	173,090	173,090	173,090	173,090	173,090	865,450
						Total	173,090	173,090	173,090	173,090	173,090	865,450
J54TP575	O	Jamul TTP Mgmt & Planning	073 - San Diego	PLANING	P9	PE	0	0	0	0	0	0
						CONS	0	0	0	0	0	0
						CE	0	0	0	0	0	0
						Z	75,000	75,000	75,000	75,000	75,000	375,000
						Total	75,000	75,000	75,000	75,000	75,000	375,000
J54TR575	O	Jamul transit	073 - San Diego	TRANSIT	T4	PE	0	0	0	0	0	0
						CONS	0	0	0	0	0	0
						CE	4,120	4,120	4,120	4,120	4,120	20,600
						Z	0	0	0	0	0	0
						Total	4,120	4,120	4,120	4,120	4,120	20,600
Location Subtotal							352,210	352,210	352,210	352,210	352,210	1,761,050
State Subtotal							352,210	352,210	352,210	352,210	352,210	1,761,050
CSTIP Subtotal							352,210	352,210	352,210	352,210	352,210	1,761,050



Indian Reservation Roads Programs

Federal Lands Highway

Any level TIP/EIP Report

Reporting each CSTIP that meets the filter.

REPORT FILTERS:

Location = J-**-***
 program_class_code = 6V1
 CSTIP Type = TIP



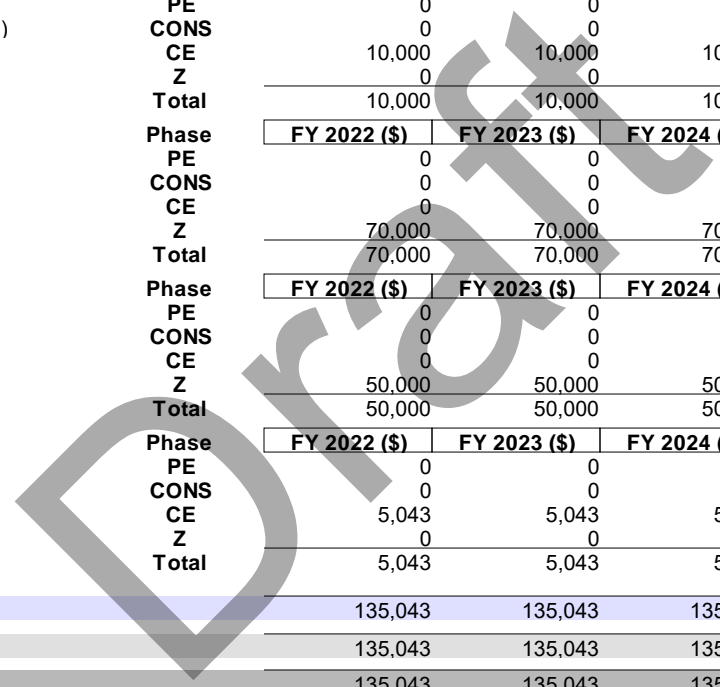
Entity Name J54576 - LA JOLLA BAND OF LUISENO INDIANS
 Program Class Code 6V1
 CSTIP Type TIP Fiscal Year 2022
 FHWA Approved Date 25-AUG-22 Funding Amount 135,043

FIRST PAGE FOR CSTIP

State 06 - California
 Location J54576 - La Jolla

Projects on the CSTIP with this state are listed and subtotaled in this section
 Covers that part of the reservation within the current state.

		Phase	FY 2022 (\$)	FY 2023 (\$)	FY 2024 (\$)	FY 2025 (\$)	FY 2026 (\$)	Total
PCAS	J54EQ576	PE	0	0	0	0	0	0
Class	O	CONS	0	0	0	0	0	0
Name	La Jolla Equipment Acquisition (RM)	CE	10,000	10,000	10,000	10,000	10,000	50,000
County	073 - San Diego	Z	0	0	0	0	0	0
Project Type	RDMAINT	Total	10,000	10,000	10,000	10,000	10,000	50,000
Work Type	T1							
PCAS	J54RM576	Phase	FY 2022 (\$)	FY 2023 (\$)	FY 2024 (\$)	FY 2025 (\$)	FY 2026 (\$)	Total
Class	O	PE	0	0	0	0	0	0
Name	La Jolla Road Maintenance	CONS	0	0	0	0	0	0
County	073 - San Diego	CE	0	0	0	0	0	0
Project Type	RDMAINT	Z	70,000	70,000	70,000	70,000	70,000	350,000
Work Type	RM	Total	70,000	70,000	70,000	70,000	70,000	350,000
PCAS	J54TP576	Phase	FY 2022 (\$)	FY 2023 (\$)	FY 2024 (\$)	FY 2025 (\$)	FY 2026 (\$)	Total
Class	O	PE	0	0	0	0	0	0
Name	La Jolla TTP Mgmt & Planning	CONS	0	0	0	0	0	0
County	073 - San Diego	CE	0	0	0	0	0	0
Project Type	PLANING	Z	50,000	50,000	50,000	50,000	50,000	250,000
Work Type	P9	Total	50,000	50,000	50,000	50,000	50,000	250,000
PCAS	J54TR576	Phase	FY 2022 (\$)	FY 2023 (\$)	FY 2024 (\$)	FY 2025 (\$)	FY 2026 (\$)	Total
Class	O	PE	0	0	0	0	0	0
Name	La Jolla Transit	CONS	0	0	0	0	0	0
County	073 - San Diego	CE	5,043	5,043	5,043	5,043	5,043	25,215
Project Type	TRANSIT	Z	0	0	0	0	0	0
Work Type	T4	Total	5,043	5,043	5,043	5,043	5,043	25,215
Location Subtotal			135,043	135,043	135,043	135,043	135,043	675,215
State Subtotal			135,043	135,043	135,043	135,043	135,043	675,215
CSTIP Subtotal			135,043	135,043	135,043	135,043	135,043	675,215





Indian Reservation Roads Programs Federal Lands Highway Any level TIP/EIP Report

Reporting each CSTIP that meets the filter.

REPORT FILTERS:

Location = J-***-***
 program_class_code = 6V1
 CSTIP Type = TIP




Entity Name J54577 - LA POSTA BAND OF DIEGUENO MISSION INDIANS
 Program Class Code 6V1
 CSTIP Type TIP Fiscal Year 2022
 FHWA Approved Date 20-SEP-22 Funding Amount 21,048

FIRST PAGE FOR CSTIP

State 06 - California Projects on the CSTIP with this state are listed and subtotaled in this section
 Location J54577 - La Posta Covers that part of the reservation within the current state.

		Phase	FY 2022 (\$)	FY 2023 (\$)	FY 2024 (\$)	FY 2025 (\$)	FY 2026 (\$)	Total
PCAS	J54RM577	PE	0	0	0	0	0	0
Class	O	CONS	0	0	0	0	0	0
Name	La Posta Road Maintenance	CE	0	0	0	0	0	0
County	073 - San Diego	Z	16,048	16,048	16,048	16,048	16,048	80,240
Project Type	RDMAINT	Total	16,048	16,048	16,048	16,048	16,048	80,240
Work Type	RM							
PCAS	J54TP577	Phase	FY 2022 (\$)	FY 2023 (\$)	FY 2024 (\$)	FY 2025 (\$)	FY 2026 (\$)	Total
Class	O	PE	0	0	0	0	0	0
Name	La Posta TTP Mgmt & Planning	CONS	0	0	0	0	0	0
County	073 - San Diego	CE	0	0	0	0	0	0
Project Type	PLANING	Z	5,000	5,000	5,000	5,000	5,000	25,000
Work Type	P9	Total	5,000	5,000	5,000	5,000	5,000	25,000
Location Subtotal			21,048	21,048	21,048	21,048	21,048	105,240
State Subtotal			21,048	21,048	21,048	21,048	21,048	105,240
CSTIP Subtotal			21,048	21,048	21,048	21,048	21,048	105,240





Indian Reservation Roads Programs

Federal Lands Highway

Any level TIP/EIP Report

Reporting each CSTIP that meets the filter.

REPORT FILTERS:

Location = J-***-***
 program_class_code = 6V1
 CSTIP Type = TIP



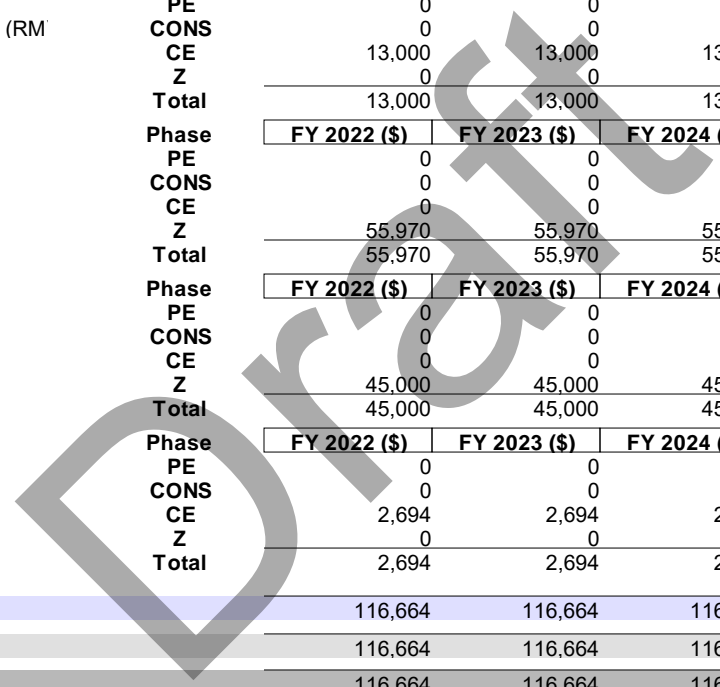
Entity Name J54578 - LOS COYOTES BAND OF CAHUILLA AND CUPENO INDIANS
 Program Class Code 6V1
 CSTIP Type TIP Fiscal Year 2022
 FHWA Approved Date 25-AUG-22 Funding Amount 116,664

FIRST PAGE FOR CSTIP

State 06 - California
 Location J54578 - Los Coyotes

Projects on the CSTIP with this state are listed and subtotaled in this section
 Covers that part of the reservation within the current state.

		Phase	FY 2022 (\$)	FY 2023 (\$)	FY 2024 (\$)	FY 2025 (\$)	FY 2026 (\$)	Total
PCAS	J54EQ578	PE	0	0	0	0	0	0
Class	O	CONS	0	0	0	0	0	0
Name	Los Coyotes Equipment Acquisition (RM)	CE	13,000	13,000	13,000	13,000	13,000	65,000
County	073 - San Diego	Z	0	0	0	0	0	0
Project Type	RDMAINT	Total	13,000	13,000	13,000	13,000	13,000	65,000
Work Type	T1							
PCAS	J54RM578	PE	0	0	0	0	0	0
Class	O	CONS	0	0	0	0	0	0
Name	Los Coyotes Road Maintenance	CE	0	0	0	0	0	0
County	073 - San Diego	Z	55,970	55,970	55,970	55,970	55,970	279,850
Project Type	RDMAINT	Total	55,970	55,970	55,970	55,970	55,970	279,850
Work Type	RM							
PCAS	J54TP578	PE	0	0	0	0	0	0
Class	O	CONS	0	0	0	0	0	0
Name	Los Coyotes TTP Mgmt & Planning	CE	0	0	0	0	0	0
County	073 - San Diego	Z	45,000	45,000	45,000	45,000	45,000	225,000
Project Type	PLANING	Total	45,000	45,000	45,000	45,000	45,000	225,000
Work Type	P9							
PCAS	J54TR578	PE	0	0	0	0	0	0
Class	O	CONS	0	0	0	0	0	0
Name	Los Coyotes Transit	CE	2,694	2,694	2,694	2,694	2,694	13,470
County	073 - San Diego	Z	0	0	0	0	0	0
Project Type	TRANSIT	Total	2,694	2,694	2,694	2,694	2,694	13,470
Work Type	T4							
Location Subtotal			116,664	116,664	116,664	116,664	116,664	583,320
State Subtotal			116,664	116,664	116,664	116,664	116,664	583,320
CSTIP Subtotal			116,664	116,664	116,664	116,664	116,664	583,320





Indian Reservation Roads Programs Federal Lands Highway Any level TIP/EIP Report

Reporting each CSTIP that meets the filter.

REPORT FILTERS:

Location = J-***-***
 program_class_code = 6V1
 CSTIP Type = TIP



Entity Name J54580 - MESA GRANDE BAND OF DIEGUENO MISSION INDIANS
 Program Class Code 6V1
 CSTIP Type TIP Fiscal Year 2022
 FHWA Approved Date 25-AUG-22 Funding Amount 87,740

FIRST PAGE FOR CSTIP

State 06 - California
 Location J54580 - Mesa Grande

Projects on the CSTIP with this state are listed and subtotaled in this section
 Covers that part of the reservation within the current state.

			FY 2022 (\$)	FY 2023 (\$)	FY 2024 (\$)	FY 2025 (\$)	FY 2026 (\$)	
PCAS	J54EQ580	Phase						Total
Class	O	PE	0	0	0	0	0	0
Name	Mesa Grande Equipment Acquisition (RM)	CONS	0	0	0	0	0	0
County	073 - San Diego	CE	12,000	12,000	12,000	12,000	12,000	60,000
Project Type	RDMAINT	Z	0	0	0	0	0	0
Work Type	T1	Total	12,000	12,000	12,000	12,000	12,000	60,000
PCAS	J54RM580	Phase						Total
Class	O	PE	0	0	0	0	0	0
Name	Mesa Grande Road Maintenance	CONS	0	0	0	0	0	0
County	073 - San Diego	CE	0	0	0	0	0	0
Project Type	RDMAINT	Z	32,698	32,698	32,698	32,698	32,698	163,490
Work Type	RM	Total	32,698	32,698	32,698	32,698	32,698	163,490
PCAS	J54TP580	Phase						Total
Class	O	PE	0	0	0	0	0	0
Name	Mesa Grande TTP Mgmt & Planning	CONS	0	0	0	0	0	0
County	073 - San Diego	CE	0	0	0	0	0	0
Project Type	PLANING	Z	40,000	40,000	40,000	40,000	40,000	200,000
Work Type	P9	Total	40,000	40,000	40,000	40,000	40,000	200,000
PCAS	J54TR580	Phase						Total
Class	O	PE	0	0	0	0	0	0
Name	Meas Grande Transit	CONS	0	0	0	0	0	0
County	073 - San Diego	CE	3,042	3,042	3,042	3,042	3,042	15,210
Project Type	TRANSIT	Z	0	0	0	0	0	0
Work Type	T4	Total	3,042	3,042	3,042	3,042	3,042	15,210
Location Subtotal			87,740	87,740	87,740	87,740	87,740	438,700
State Subtotal			87,740	87,740	87,740	87,740	87,740	438,700
CSTIP Subtotal			87,740	87,740	87,740	87,740	87,740	438,700



Indian Reservation Roads Programs

Federal Lands Highway

Any level TIP/EIP Report

Reporting each CSTIP that meets the filter.

REPORT FILTERS:

Location = J-***-***
 program_class_code = 6V1
 CSTIP Type = TIP



Entity Name J54583 - PALA BAND OF MISSION INDIANS
 Program Class Code 6V1
 CSTIP Type TIP Fiscal Year 2022
 FHWA Approved Date 25-AUG-22 Funding Amount 118,766

FIRST PAGE FOR CSTIP

State 06 - California Projects on the CSTIP with this state are listed and subtotaled in this section
 Location J54583 - Pala Covers that part of the reservation within the current state.

PCAS	J54EQ583	Phase	FY 2022 (\$)	FY 2023 (\$)	FY 2024 (\$)	FY 2025 (\$)	FY 2026 (\$)	Total
Class	O	PE	0	0	0	0	0	0
Name	Pala Equipment Acquisition (RM)	CONS	0	0	0	0	0	0
County	073 - San Diego	CE	10,000	10,000	10,000	10,000	10,000	50,000
Project Type	RDMAINT	Z	0	0	0	0	0	0
Work Type	T1	Total	10,000	10,000	10,000	10,000	10,000	50,000
PCAS	J54RM583	Phase	FY 2022 (\$)	FY 2023 (\$)	FY 2024 (\$)	FY 2025 (\$)	FY 2026 (\$)	Total
Class	O	PE	0	0	0	0	0	0
Name	Pala Road Maintenance	CONS	0	0	0	0	0	0
County	073 - San Diego	CE	0	0	0	0	0	0
Project Type	RDMAINT	Z	73,766	73,766	73,766	73,766	73,766	368,830
Work Type	RM	Total	73,766	73,766	73,766	73,766	73,766	368,830
PCAS	J54TP583	Phase	FY 2022 (\$)	FY 2023 (\$)	FY 2024 (\$)	FY 2025 (\$)	FY 2026 (\$)	Total
Class	O	PE	0	0	0	0	0	0
Name	Pala TTP Mgmt & Planning	CONS	0	0	0	0	0	0
County	073 - San Diego	CE	0	0	0	0	0	0
Project Type	PLANING	Z	30,000	30,000	30,000	30,000	30,000	150,000
Work Type	P9	Total	30,000	30,000	30,000	30,000	30,000	150,000
PCAS	J54TR583	Phase	FY 2022 (\$)	FY 2023 (\$)	FY 2024 (\$)	FY 2025 (\$)	FY 2026 (\$)	Total
Class	O	PE	0	0	0	0	0	0
Name	Pala Transit	CONS	0	0	0	0	0	0
County	073 - San Diego	CE	5,000	5,000	5,000	5,000	5,000	25,000
Project Type	TRANSIT	Z	0	0	0	0	0	0
Work Type	T4	Total	5,000	5,000	5,000	5,000	5,000	25,000
Location Subtotal			118,766	118,766	118,766	118,766	118,766	593,830
State Subtotal			118,766	118,766	118,766	118,766	118,766	593,830
CSTIP Subtotal			118,766	118,766	118,766	118,766	118,766	593,830



Indian Reservation Roads Programs

Federal Lands Highway

Any level TIP/EIP Report

Reporting each CSTIP that meets the filter.

REPORT FILTERS:

Location = J-***-***
 program_class_code = 6V1
 CSTIP Type = TIP



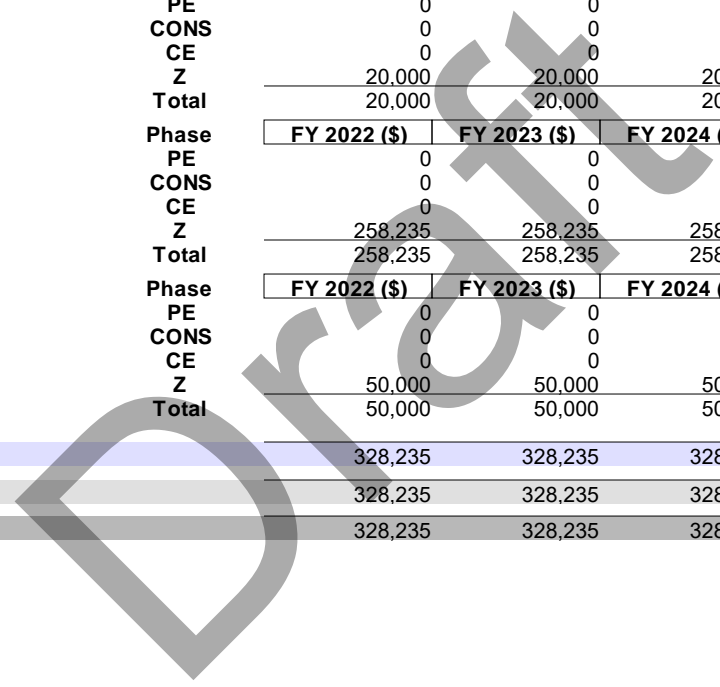
Entity Name J54585 - PAUMA BAND OF LUISENO MISSION INDIANS
 Program Class Code 6V1
 CSTIP Type TIP Fiscal Year 2022
 FHWA Approved Date 14-SEP-22 Funding Amount 328,235

FIRST PAGE FOR CSTIP

State 06 - California
 Location J54585 - Pauma & Yuima

Projects on the CSTIP with this state are listed and subtotaled in this section
 Covers that part of the reservation within the current state.

		Phase	FY 2022 (\$)	FY 2023 (\$)	FY 2024 (\$)	FY 2025 (\$)	FY 2026 (\$)	Total
PCAS	J54CITTA	PE	0	0	0	0	0	0
Class	O	CONS	0	0	0	0	0	0
Name	Pauma Inter-Tribal Coordination.	CE	0	0	0	0	0	0
County	073 - San Diego	Z	20,000	20,000	20,000	20,000	20,000	100,000
Project Type	RDMAINT	Total	20,000	20,000	20,000	20,000	20,000	100,000
Work Type	4							
PCAS	J54RM585	Phase	FY 2022 (\$)	FY 2023 (\$)	FY 2024 (\$)	FY 2025 (\$)	FY 2026 (\$)	Total
Class	O	PE	0	0	0	0	0	0
Name	Pauma Road Maintenance	CONS	0	0	0	0	0	0
County	073 - San Diego	CE	0	0	0	0	0	0
Project Type	RDMAINT	Z	258,235	258,235	258,235	258,235	258,235	1,291,175
Work Type	RM	Total	258,235	258,235	258,235	258,235	258,235	1,291,175
PCAS	J54TP585	Phase	FY 2022 (\$)	FY 2023 (\$)	FY 2024 (\$)	FY 2025 (\$)	FY 2026 (\$)	Total
Class	O	PE	0	0	0	0	0	0
Name	Pauma TTP Mgmt & Planning	CONS	0	0	0	0	0	0
County	073 - San Diego	CE	0	0	0	0	0	0
Project Type	PLANING	Z	50,000	50,000	50,000	50,000	50,000	250,000
Work Type	P9	Total	50,000	50,000	50,000	50,000	50,000	250,000
Location Subtotal			328,235	328,235	328,235	328,235	328,235	1,641,175
State Subtotal			328,235	328,235	328,235	328,235	328,235	1,641,175
CSTIP Subtotal			328,235	328,235	328,235	328,235	328,235	1,641,175





Indian Reservation Roads Programs

Federal Lands Highway

Any level TIP/EIP Report

Reporting each CSTIP that meets the filter.

REPORT FILTERS:

Location = J-**-***
 program_class_code = 6V1
 CSTIP Type = TIP



Entity Name J54587 - RINCON BAND OF LUISENO MISSION INDIANS
 Program Class Code 6V1
 CSTIP Type TIP Fiscal Year 2022
 FHWA Approved Date 18-AUG-22 Funding Amount 215,347

FIRST PAGE FOR CSTIP

State 06 - California
 Location J54587 - Rincon

Projects on the CSTIP with this state are listed and subtotaled in this section
 Covers that part of the reservation within the current state.

		Phase	FY 2022 (\$)	FY 2023 (\$)	FY 2024 (\$)	FY 2025 (\$)	FY 2026 (\$)	Total
PCAS	J54EQ587	PE	0	0	0	0	0	0
Class	O	CONS	0	0	0	0	0	0
Name	Rincon Equipment Acquisition (RM)	CE	45,000	45,000	45,000	45,000	45,000	225,000
County	073 - San Diego	Z	0	0	0	0	0	0
Project Type	RDMAINT	Total	45,000	45,000	45,000	45,000	45,000	225,000
Work Type	T1							
PCAS	J54RM587	Phase	FY 2022 (\$)	FY 2023 (\$)	FY 2024 (\$)	FY 2025 (\$)	FY 2026 (\$)	Total
Class	O	PE	0	0	0	0	0	0
Name	Rincon Road Maintenance	CONS	0	0	0	0	0	0
County	073 - San Diego	CE	0	0	0	0	0	0
Project Type	RDMAINT	Z	103,749	103,749	103,749	103,749	103,749	518,745
Work Type	RM	Total	103,749	103,749	103,749	103,749	103,749	518,745
PCAS	J54TP587	Phase	FY 2022 (\$)	FY 2023 (\$)	FY 2024 (\$)	FY 2025 (\$)	FY 2026 (\$)	Total
Class	O	PE	0	0	0	0	0	0
Name	Rincon TTP Mgmt & Planning	CONS	0	0	0	0	0	0
County	073 - San Diego	CE	0	0	0	0	0	0
Project Type	PLANING	Z	60,000	60,000	60,000	60,000	6,000	246,000
Work Type	P9	Total	60,000	60,000	60,000	60,000	6,000	246,000
PCAS	J54TR587	Phase	FY 2022 (\$)	FY 2023 (\$)	FY 2024 (\$)	FY 2025 (\$)	FY 2026 (\$)	Total
Class	O	PE	0	0	0	0	0	0
Name	Rincon Transit	CONS	0	0	0	0	0	0
County	073 - San Diego	CE	6,598	6,598	6,598	6,598	6,598	32,990
Project Type	TRANSIT	Z	0	0	0	0	0	0
Work Type	T4	Total	6,598	6,598	6,598	6,598	6,598	32,990
Location Subtotal			215,347	215,347	215,347	215,347	161,347	1,022,735
State Subtotal			215,347	215,347	215,347	215,347	161,347	1,022,735
CSTIP Subtotal			215,347	215,347	215,347	215,347	161,347	1,022,735



Indian Reservation Roads Programs Federal Lands Highway Any level TIP/EIP Report

Reporting each CSTIP that meets the filter.

REPORT FILTERS:

Location = J-***-***
 program_class_code = 6V1
 CSTIP Type = TIP



Entity Name J54589 - SAN PASQUAL BAND OF DIEGUENO MISSION INDIANS
 Program Class Code 6V1
 CSTIP Type TIP Fiscal Year 2022
 FHWA Approved Date 18-AUG-22 Funding Amount 134,729

FIRST PAGE FOR CSTIP

State 06 - California
 Location J54589 - San Pasqual Band

Projects on the CSTIP with this state are listed and subtotaled in this section
 Covers that part of the reservation within the current state.

			FY 2022 (\$)	FY 2023 (\$)	FY 2024 (\$)	FY 2025 (\$)	FY 2026 (\$)	
PCAS	J54EQ589	Phase						Total
Class	O	PE	0	0	0	0	0	0
Name	San Pasqual Equipment Acquisition (RM)	CONS	0	0	0	0	0	0
County	073 - San Diego	CE	15,000	15,000	15,000	15,000	15,000	75,000
Project Type	RDMAINT	Z	0	0	0	0	0	0
Work Type	T1	Total	15,000	15,000	15,000	15,000	15,000	75,000
PCAS	J54RM589	Phase						Total
Class	O	PE	0	0	0	0	0	0
Name	San Pasqual Road Maintenance	CONS	0	0	0	0	0	0
County	073 - San Diego	CE	0	0	0	0	0	0
Project Type	RDMAINT	Z	79,312	79,312	79,312	79,312	79,312	396,560
Work Type	RM	Total	79,312	79,312	79,312	79,312	79,312	396,560
PCAS	J54TP589	Phase						Total
Class	O	PE	0	0	0	0	0	0
Name	San Pasqual TTP Mgmt & Planning	CONS	0	0	0	0	0	0
County	073 - San Diego	CE	0	0	0	0	0	0
Project Type	PLANING	Z	40,000	40,000	40,000	40,000	40,000	200,000
Work Type	P9	Total	40,000	40,000	40,000	40,000	40,000	200,000
PCAS	J54TR589	Phase						Total
Class	O	PE	0	0	0	0	0	0
Name	San Pasqual Transit	CONS	0	0	0	0	0	0
County	073 - San Diego	CE	417	417	417	417	417	2,085
Project Type	TRANSIT	Z	0	0	0	0	0	0
Work Type	T4	Total	417	417	417	417	417	2,085
Location Subtotal			134,729	134,729	134,729	134,729	134,729	673,645
State Subtotal			134,729	134,729	134,729	134,729	134,729	673,645
CSTIP Subtotal			134,729	134,729	134,729	134,729	134,729	673,645



Indian Reservation Roads Programs

Federal Lands Highway

Any level TIP/EIP Report

Reporting each CSTIP that meets the filter.

REPORT FILTERS:

Location = J-**-***
 program_class_code = 6V1
 CSTIP Type = TIP



Entity Name J54592 - IIPAY NATION OF SANTA YSABEL
 Program Class Code 6V1
 CSTIP Type TIP Fiscal Year 2022
 FHWA Approved Date 18-AUG-22 Funding Amount 193,059

FIRST PAGE FOR CSTIP

State 06 - California Projects on the CSTIP with this state are listed and subtotaled in this section
 Location J54592 - Santa Ysabel Covers that part of the reservation within the current state.

PCAS	Class	Name	County	Project Type	Work Type	Phase	FY 2022 (\$)	FY 2023 (\$)	FY 2024 (\$)	FY 2025 (\$)	FY 2026 (\$)	Total
J54EQ592	O	Santa Ysabel Equipment Acquisition (RM)	073 - San Diego	RDMAINT	T1	PE	0	0	0	0	0	0
						CONS	0	0	0	0	0	0
						CE	20,000	20,000	20,000	20,000	20,000	100,000
						Z	0	0	0	0	0	0
						Total	20,000	20,000	20,000	20,000	20,000	100,000
J54RM592	O	Santa Ysabel Road Maintenance	073 - San Diego	RDMAINT	RM	PE	0	0	0	0	0	0
						CONS	0	0	0	0	0	0
						CE	0	0	0	0	0	0
						Z	112,626	112,626	112,626	112,626	112,626	563,130
						Total	112,626	112,626	112,626	112,626	112,626	563,130
J54TP592	O	Santa Ysabel TTP Mgmt & Planning	073 - San Diego	PLANING	P9	PE	0	0	0	0	0	0
						CONS	0	0	0	0	0	0
						CE	0	0	0	0	0	0
						Z	55,000	55,000	55,000	55,000	55,000	275,000
						Total	55,000	55,000	55,000	55,000	55,000	275,000
J54TR592	O	Santa Ysabel Transit	073 - San Diego	TRANSIT	T4	PE	0	0	0	0	0	0
						CONS	0	0	0	0	0	0
						CE	5,433	5,433	5,433	5,433	5,433	27,165
						Z	0	0	0	0	0	0
						Total	5,433	5,433	5,433	5,433	5,433	27,165
Location Subtotal							193,059	193,059	193,059	193,059	193,059	965,295
State Subtotal							193,059	193,059	193,059	193,059	193,059	965,295
CSTIP Subtotal							193,059	193,059	193,059	193,059	193,059	965,295



Indian Reservation Roads Programs

Federal Lands Highway

Any level TIP/EIP Report

Reporting each CSTIP that meets the filter.

REPORT FILTERS:

Location = J-**-***
 program_class_code = 6V1
 CSTIP Type = TIP



Entity Name J54594 - SYCUAN BAND OF THE KUMEYAAY NATION
 Program Class Code 6V1
 CSTIP Type TIP Fiscal Year 2022
 FHWA Approved Date 18-AUG-22 Funding Amount 675,227

FIRST PAGE FOR CSTIP

State 06 - California Projects on the CSTIP with this state are listed and subtotaled in this section
 Location J54594 - Sycuan Band Covers that part of the reservation within the current state.

PCAS	Class	Name	County	Project Type	Work Type	Phase	FY 2022 (\$)	FY 2023 (\$)	FY 2024 (\$)	FY 2025 (\$)	FY 2026 (\$)	Total
J54EQ594	O	Sycuan Equipment Acquisition (RM)	073 - San Diego	RDMAINT	T1	PE	0	0	0	0	0	0
						CONS	0	0	0	0	0	0
						CE	100,000	100,000	100,000	100,000	100,000	500,000
						Z	0	0	0	0	0	0
						Total	100,000	100,000	100,000	100,000	100,000	500,000
J54RM594	O	Sycuan Road Maintenance	065 - Riverside	RDMAINT	RM	PE	0	0	0	0	0	0
						CONS	0	0	0	0	0	0
						CE	0	0	0	0	0	0
						Z	349,563	349,563	349,563	349,563	349,563	1,747,815
						Total	349,563	349,563	349,563	349,563	349,563	1,747,815
J54TP594	O	Sycuan TTP Mgmt & Planning	065 - Riverside	PLANING	P9	PE	0	0	0	0	0	0
						CONS	0	0	0	0	0	0
						CE	0	0	0	0	0	0
						Z	200,000	200,000	200,000	200,000	200,000	1,000,000
						Total	200,000	200,000	200,000	200,000	200,000	1,000,000
J54TR594	O	Sycuan Transit	065 - Riverside	TRANSIT	T4	PE	0	0	0	0	0	0
						CONS	0	0	0	0	0	0
						CE	25,664	25,664	25,664	25,664	25,664	128,320
						Z	0	0	0	0	0	0
						Total	25,664	25,664	25,664	25,664	25,664	128,320
Location Subtotal							675,227	675,227	675,227	675,227	675,227	3,376,135
State Subtotal							675,227	675,227	675,227	675,227	675,227	3,376,135
CSTIP Subtotal							675,227	675,227	675,227	675,227	675,227	3,376,135



Indian Reservation Roads Programs

Federal Lands Highway

Any level TIP/EIP Report

Reporting each CSTIP that meets the filter.

REPORT FILTERS:

Location = J-**-***
 program_class_code = 6V1
 CSTIP Type = TIP



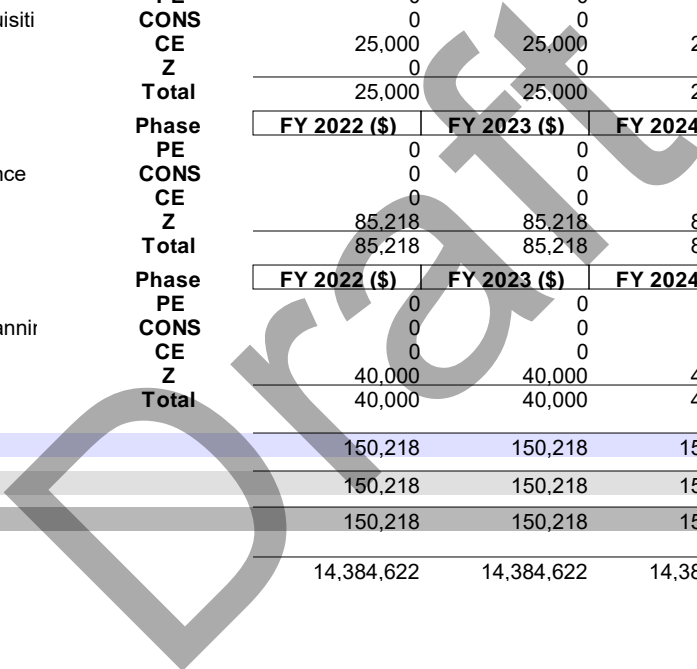
Entity Name J54599 - VIEJAS (BARON LONG) GROUP OF CAPITAN GRANDE BAND
 Program Class Code 6V1
 CSTIP Type TIP Fiscal Year 2022
 FHWA Approved Date 14-SEP-22 Funding Amount 150,218

FIRST PAGE FOR CSTIP

State 06 - California
 Location J54599 - Viejas (Baron Long)

Projects on the CSTIP with this state are listed and subtotaled in this section
 Covers that part of the reservation within the current state.

		Phase	FY 2022 (\$)	FY 2023 (\$)	FY 2024 (\$)	FY 2025 (\$)	FY 2026 (\$)	Total
PCAS	J54EQ599	PE	0	0	0	0	0	0
Class	O	CONS	0	0	0	0	0	0
Name	Viejas (Baron Long) Equipment Acquisiti	CE	25,000	25,000	25,000	25,000	25,000	125,000
County	073 - San Diego	Z	0	0	0	0	0	0
Project Type	RDMAINT	Total	25,000	25,000	25,000	25,000	25,000	125,000
Work Type	T1							
PCAS	J54RM599	Phase	FY 2022 (\$)	FY 2023 (\$)	FY 2024 (\$)	FY 2025 (\$)	FY 2026 (\$)	Total
Class	O	PE	0	0	0	0	0	0
Name	Viejas (Baron Long) Road Maintenance	CONS	0	0	0	0	0	0
County	073 - San Diego	CE	0	0	0	0	0	0
Project Type	RDMAINT	Z	85,218	85,218	85,218	85,218	85,218	426,090
Work Type	RM	Total	85,218	85,218	85,218	85,218	85,218	426,090
PCAS	J54TP599	Phase	FY 2022 (\$)	FY 2023 (\$)	FY 2024 (\$)	FY 2025 (\$)	FY 2026 (\$)	Total
Class	O	PE	0	0	0	0	0	0
Name	Viejas (Baron Long) TTP Mgmt & Plannir	CONS	0	0	0	0	0	0
County	073 - San Diego	CE	0	0	0	0	0	0
Project Type	PLANING	Z	40,000	40,000	40,000	40,000	40,000	200,000
Work Type	P9	Total	40,000	40,000	40,000	40,000	40,000	200,000
Location Subtotal			150,218	150,218	150,218	150,218	150,218	751,090
State Subtotal			150,218	150,218	150,218	150,218	150,218	751,090
CSTIP Subtotal			150,218	150,218	150,218	150,218	150,218	751,090
Report Total			14,384,622	14,384,622	14,384,622	14,399,922	14,345,921	71,899,709





Indian Reservation Roads Programs

Federal Lands Highway

Any level TIP/EIP Report

Reporting each CSTIP that meets the filter.

REPORT FILTERS:

Location = J-**-***
 program_class_code = 6K1
 CSTIP Type = TIP



Entity Name J54570 - CAMPO BAND OF DIEGUENO MISSION INDIANS
 Program Class Code 6K1
 CSTIP Type TIP Fiscal Year 2022
 FHWA Approved Date 18-AUG-22 Funding Amount 16,448

FIRST PAGE FOR CSTIP

State 06 - California
 Location J54570 - Campo Indian

Projects on the CSTIP with this state are listed and subtotaled in this section
 Covers that part of the reservation within the current state.

			FY 2022 (\$)	FY 2023 (\$)	FY 2024 (\$)	FY 2025 (\$)	FY 2026 (\$)	Total
PCAS	J54RM570	Phase						
Class	O	PE	0	0	0	0	0	0
Name	Campo Road Maintenance	CONS	0	0	0	0	0	0
County	073 - San Diego	CE	0	0	0	0	0	0
Project Type	RDMAINT	Z	16,448	0	0	0	0	16,448
Work Type	RM	Total	16,448	0	0	0	0	16,448
Location Subtotal			16,448	0	0	0	0	16,448
State Subtotal			16,448	0	0	0	0	16,448
CSTIP Subtotal			16,448	0	0	0	0	16,448

Draft



Indian Reservation Roads Programs

Federal Lands Highway

Any level TIP/EIP Report

Reporting each CSTIP that meets the filter.

REPORT FILTERS:

Location = J-**-***
 program_class_code = 6K1
 CSTIP Type = TIP



Entity Name J54571 - CAPITAN GRANDE (UNASSOCIATED)
 Program Class Code 6K1
 CSTIP Type TIP Fiscal Year 2022
 FHWA Approved Date 07-SEP-22 Funding Amount 1,156

FIRST PAGE FOR CSTIP

State 06 - California Projects on the CSTIP with this state are listed and subtotaled in this section
 Location J54571 - Capitan Grande Covers that part of the reservation within the current state.

			FY 2022 (\$)	FY 2023 (\$)	FY 2024 (\$)	FY 2025 (\$)	FY 2026 (\$)	Total
PCAS	J54RM001	Phase						
Class	O	PE	0	0	0	0	0	0
Name	Capitan Grande Road Maintenance	CONS	0	0	0	0	0	0
County	073 - San Diego	CE	0	0	0	0	0	0
Project Type	RDMAINT	Z	1,156	0	0	0	0	1,156
Work Type	RM	Total	1,156	0	0	0	0	1,156
Location Subtotal			1,156	0	0	0	0	1,156
State Subtotal			1,156	0	0	0	0	1,156
CSTIP Subtotal			1,156	0	0	0	0	1,156

Draft



Indian Reservation Roads Programs

Federal Lands Highway

Any level TIP/EIP Report

Reporting each CSTIP that meets the filter.

REPORT FILTERS:

Location = J-**-***
 program_class_code = 6K1
 CSTIP Type = TIP



Entity Name J54572 - BARONA GROUP OF CAPITAN GRANDE BAND OF MISSION
 Program Class Code 6K1
 CSTIP Type TIP Fiscal Year 2022
 FHWA Approved Date 07-SEP-22 Funding Amount 50,294

FIRST PAGE FOR CSTIP

State 06 - California Projects on the CSTIP with this state are listed and subtotaled in this section
 Location J54572 - Barona Covers that part of the reservation within the current state.

			FY 2022 (\$)	FY 2023 (\$)	FY 2024 (\$)	FY 2025 (\$)	FY 2026 (\$)	Total
PCAS	J54RM572	Phase						
Class	O	PE	0	0	0	0	0	0
Name	Barona Road Maintenance	CONS	0	0	0	0	0	0
County	073 - San Diego	CE	0	0	0	0	0	0
Project Type	RDMAINT	Z	50,294	0	0	0	0	50,294
Work Type	RM	Total	50,294	0	0	0	0	50,294
Location Subtotal			50,294	0	0	0	0	50,294
State Subtotal			50,294	0	0	0	0	50,294
CSTIP Subtotal			50,294	0	0	0	0	50,294

Draft



Indian Reservation Roads Programs

Federal Lands Highway

Any level TIP/EIP Report

Reporting each CSTIP that meets the filter.

REPORT FILTERS:

Location = J-**-***
 program_class_code = 6K1
 CSTIP Type = TIP



Entity Name J54574 - INAJA BAND OF DIEGUENO MISSION INDIANS
 Program Class Code 6K1
 CSTIP Type TIP Fiscal Year 2022
 FHWA Approved Date 30-AUG-22 Funding Amount 20

FIRST PAGE FOR CSTIP

State 06 - California Projects on the CSTIP with this state are listed and subtotaled in this section
 Location J54574 - Inaja And Cosmit Covers that part of the reservation within the current state.

			FY 2022 (\$)	FY 2023 (\$)	FY 2024 (\$)	FY 2025 (\$)	FY 2026 (\$)	Total
PCAS	J54RM001	Phase						
Class	O	PE	0	0	0	0	0	0
Name	Inaja Road Maintenance	CONS	0	0	0	0	0	0
County	073 - San Diego	CE	0	0	0	0	0	0
Project Type	RDMAINT	Z	20	0	0	0	0	20
Work Type	RM	Total	20	0	0	0	0	20
Location Subtotal			20	0	0	0	0	20
State Subtotal			20	0	0	0	0	20
CSTIP Subtotal			20	0	0	0	0	20

Draft



Indian Reservation Roads Programs

Federal Lands Highway

Any level TIP/EIP Report

Reporting each CSTIP that meets the filter.

REPORT FILTERS:

Location = J-**-***
 program_class_code = 6K1
 CSTIP Type = TIP



Entity Name J54575 - Jamul Indian Village
 Program Class Code 6K1
 CSTIP Type TIP Fiscal Year 2022
 FHWA Approved Date 18-AUG-22 Funding Amount 31,394

FIRST PAGE FOR CSTIP

State 06 - California Projects on the CSTIP with this state are listed and subtotaled in this section
 Location J54575 - Jamul Indian Village Covers that part of the reservation within the current state.

PCAS	Class	Name	County	Project Type	Work Type	Phase	FY 2022 (\$)	FY 2023 (\$)	FY 2024 (\$)	FY 2025 (\$)	FY 2026 (\$)	Total
J54RM575	O	Jamul Road Maintenance	073 - San Diego	RDMAINT	RM	PE	0	0	0	0	0	0
						CONS	0	0	0	0	0	0
						CE	0	0	0	0	0	0
						Z	31,394	0	0	0	0	31,394
						Total	31,394	0	0	0	0	31,394
Location Subtotal							31,394	0	0	0	0	31,394
State Subtotal							31,394	0	0	0	0	31,394
CSTIP Subtotal							31,394	0	0	0	0	31,394

Draft



Indian Reservation Roads Programs

Federal Lands Highway

Any level TIP/EIP Report

Reporting each CSTIP that meets the filter.

REPORT FILTERS:

Location = J-**-***
 program_class_code = 6K1
 CSTIP Type = TIP



Entity Name J54576 - LA JOLLA BAND OF LUISENO INDIANS
 Program Class Code 6K1
 CSTIP Type TIP Fiscal Year 2022
 FHWA Approved Date 25-AUG-22 Funding Amount 12,532

FIRST PAGE FOR CSTIP

State 06 - California Projects on the CSTIP with this state are listed and subtotaled in this section
 Location J54576 - La Jolla Covers that part of the reservation within the current state.

			FY 2022 (\$)	FY 2023 (\$)	FY 2024 (\$)	FY 2025 (\$)	FY 2026 (\$)	Total
PCAS	J54RM576	Phase						
Class	O	PE	0	0	0	0	0	0
Name	La Jolla Road Maintenance	CONS	0	0	0	0	0	0
County	073 - San Diego	CE	0	0	0	0	0	0
Project Type	RDMAINT	Z	12,532	0	0	0	0	12,532
Work Type	RM	Total	12,532	0	0	0	0	12,532
Location Subtotal			12,532	0	0	0	0	12,532
State Subtotal			12,532	0	0	0	0	12,532
CSTIP Subtotal			12,532	0	0	0	0	12,532

Draft



Indian Reservation Roads Programs

Federal Lands Highway

Any level TIP/EIP Report

Reporting each CSTIP that meets the filter.

REPORT FILTERS:

Location = J-***-***
 program_class_code = 6K1
 CSTIP Type = TIP



Entity Name J54577 - LA POSTA BAND OF DIEGUENO MISSION INDIANS
 Program Class Code 6K1
 CSTIP Type TIP Fiscal Year 2022
 FHWA Approved Date 20-SEP-22 Funding Amount 1,678

FIRST PAGE FOR CSTIP

State 06 - California Projects on the CSTIP with this state are listed and subtotaled in this section
 Location J54577 - La Posta Covers that part of the reservation within the current state.

PCAS	Class	Name	County	Project Type	Work Type	Phase	FY 2022 (\$)	FY 2023 (\$)	FY 2024 (\$)	FY 2025 (\$)	FY 2026 (\$)	Total
J54RM577	O	La Posta Road Maintenance	073 - San Diego	RDMAINT	RM	PE	0	0	0	0	0	0
						CONS	0	0	0	0	0	0
						CE	0	0	0	0	0	0
						Z	1,678	0	0	0	0	1,678
						Total	1,678	0	0	0	0	1,678
Location Subtotal							1,678	0	0	0	0	1,678
State Subtotal							1,678	0	0	0	0	1,678
CSTIP Subtotal							1,678	0	0	0	0	1,678

Draft



Indian Reservation Roads Programs

Federal Lands Highway

Any level TIP/EIP Report

Reporting each CSTIP that meets the filter.

REPORT FILTERS:

Location = J-**-***
 program_class_code = 6K1
 CSTIP Type = TIP



Entity Name J54578 - LOS COYOTES BAND OF CAHUILLA AND CUPENO INDIANS
 Program Class Code 6K1
 CSTIP Type TIP Fiscal Year 2022
 FHWA Approved Date 25-AUG-22 Funding Amount 10,685

FIRST PAGE FOR CSTIP

State 06 - California
 Location J54578 - Los Coyotes

Projects on the CSTIP with this state are listed and subtotaled in this section
 Covers that part of the reservation within the current state.

			FY 2022 (\$)	FY 2023 (\$)	FY 2024 (\$)	FY 2025 (\$)	FY 2026 (\$)	Total
PCAS	J54RM578	Phase						
Class	O	PE	0	0	0	0	0	0
Name	Los Coyotes Road Maintenance	CONS	0	0	0	0	0	0
County	073 - San Diego	CE	0	0	0	0	0	0
Project Type	RDMAINT	Z	10,685	0	0	0	0	10,685
Work Type	RM	Total	10,685	0	0	0	0	10,685
Location Subtotal			10,685	0	0	0	0	10,685
State Subtotal			10,685	0	0	0	0	10,685
CSTIP Subtotal			10,685	0	0	0	0	10,685

Draft



Indian Reservation Roads Programs

Federal Lands Highway

Any level TIP/EIP Report

Reporting each CSTIP that meets the filter.

REPORT FILTERS:

Location = J-**-***
 program_class_code = 6K1
 CSTIP Type = TIP



Entity Name J54580 - MESA GRANDE BAND OF DIEGUENO MISSION INDIANS
 Program Class Code 6K1
 CSTIP Type TIP Fiscal Year 2022
 FHWA Approved Date 25-AUG-22 Funding Amount 7,950

FIRST PAGE FOR CSTIP

State 06 - California Projects on the CSTIP with this state are listed and subtotaled in this section
 Location J54580 - Mesa Grande Covers that part of the reservation within the current state.

			FY 2022 (\$)	FY 2023 (\$)	FY 2024 (\$)	FY 2025 (\$)	FY 2026 (\$)	Total
PCAS	J54RM580	Phase						
Class	O	PE	0	0	0	0	0	0
Name	Mesa Grande Road Maintenance	CONS	0	0	0	0	0	0
County	073 - San Diego	CE	0	0	0	0	0	0
Project Type	RDMAINT	Z	7,950	0	0	0	0	7,950
Work Type	RM	Total	7,950	0	0	0	0	7,950
Location Subtotal			7,950	0	0	0	0	7,950
State Subtotal			7,950	0	0	0	0	7,950
CSTIP Subtotal			7,950	0	0	0	0	7,950

Draft



Indian Reservation Roads Programs

Federal Lands Highway

Any level TIP/EIP Report

Reporting each CSTIP that meets the filter.

REPORT FILTERS:

Location = J-**-***
 program_class_code = 6K1
 CSTIP Type = TIP



Entity Name J54583 - PALA BAND OF MISSION INDIANS
 Program Class Code 6K1
 CSTIP Type TIP Fiscal Year 2022
 FHWA Approved Date 25-AUG-22 Funding Amount 8,871

FIRST PAGE FOR CSTIP

State 06 - California Projects on the CSTIP with this state are listed and subtotaled in this section
 Location J54583 - Pala Covers that part of the reservation within the current state.

PCAS	Class	Name	County	Project Type	Work Type	Phase	FY 2022 (\$)	FY 2023 (\$)	FY 2024 (\$)	FY 2025 (\$)	FY 2026 (\$)	Total
J54RM583	O	Pala Road Maintenance	073 - San Diego	RDMAINT	RM	PE	0	0	0	0	0	0
						CONS	0	0	0	0	0	0
						CE	0	0	0	0	0	0
						Z	8,871	0	0	0	0	8,871
						Total	8,871	0	0	0	0	8,871
Location Subtotal							8,871	0	0	0	0	8,871
State Subtotal							8,871	0	0	0	0	8,871
CSTIP Subtotal							8,871	0	0	0	0	8,871

Draft



Indian Reservation Roads Programs

Federal Lands Highway

Any level TIP/EIP Report

Reporting each CSTIP that meets the filter.

REPORT FILTERS:

Location = J-**-***
 program_class_code = 6K1
 CSTIP Type = TIP



Entity Name J54585 - PAUMA BAND OF LUISENO MISSION INDIANS
 Program Class Code 6K1
 CSTIP Type TIP Fiscal Year 2022
 FHWA Approved Date 14-SEP-22 Funding Amount 29,419

FIRST PAGE FOR CSTIP

State 06 - California Projects on the CSTIP with this state are listed and subtotaled in this section
 Location J54585 - Pauma & Yuima Covers that part of the reservation within the current state.

			FY 2022 (\$)	FY 2023 (\$)	FY 2024 (\$)	FY 2025 (\$)	FY 2026 (\$)	Total
PCAS	J54RM001	Phase						
Class	O	PE	0	0	0	0	0	0
Name	Pauma Road Maintenace	CONS	0	0	0	0	0	0
County	073 - San Diego	CE	0	0	0	0	0	0
Project Type	RDMAINT	Z	29,419	0	0	0	0	29,419
Work Type	RM	Total	29,419	0	0	0	0	29,419
Location Subtotal			29,419	0	0	0	0	29,419
State Subtotal			29,419	0	0	0	0	29,419
CSTIP Subtotal			29,419	0	0	0	0	29,419

Draft



Indian Reservation Roads Programs

Federal Lands Highway

Any level TIP/EIP Report

Reporting each CSTIP that meets the filter.

REPORT FILTERS:

Location = J-**-***
 program_class_code = 6K1
 CSTIP Type = TIP



Entity Name J54587 - RINCON BAND OF LUISENO MISSION INDIANS
 Program Class Code 6K1
 CSTIP Type TIP Fiscal Year 2022
 FHWA Approved Date 18-AUG-22 Funding Amount 19,584

FIRST PAGE FOR CSTIP

State 06 - California Projects on the CSTIP with this state are listed and subtotaled in this section
 Location J54587 - Rincon Covers that part of the reservation within the current state.

	PCAS	Class	Name	County	Project Type	Work Type	Phase	FY 2022 (\$)	FY 2023 (\$)	FY 2024 (\$)	FY 2025 (\$)	FY 2026 (\$)	Total
	J54RM587	O	Rincon Road Maintenance	073 - San Diego	RDMAINT	RM	PE	0	0	0	0	0	0
							CONS	0	0	0	0	0	0
							CE	0	0	0	0	0	0
							Z	19,584	0	0	0	0	19,584
							Total	19,584	0	0	0	0	19,584
Location Subtotal								19,584	0	0	0	0	19,584
State Subtotal								19,584	0	0	0	0	19,584
CSTIP Subtotal								19,584	0	0	0	0	19,584

Draft



Indian Reservation Roads Programs

Federal Lands Highway

Any level TIP/EIP Report

Reporting each CSTIP that meets the filter.

REPORT FILTERS:

Location = J-**-***
 program_class_code = 6K1
 CSTIP Type = TIP



Entity Name J54589 - SAN PASQUAL BAND OF DIEGUENO MISSION INDIANS
 Program Class Code 6K1
 CSTIP Type TIP Fiscal Year 2022
 FHWA Approved Date 18-AUG-22 Funding Amount 12,496

FIRST PAGE FOR CSTIP

State 06 - California Projects on the CSTIP with this state are listed and subtotaled in this section
 Location J54589 - San Pasqual Band Covers that part of the reservation within the current state.

			FY 2022 (\$)	FY 2023 (\$)	FY 2024 (\$)	FY 2025 (\$)	FY 2026 (\$)	Total
PCAS	J54RM589	Phase						
Class	O	PE	0	0	0	0	0	0
Name	San Pasqual Road Maintenance	CONS	0	0	0	0	0	0
County	073 - San Diego	CE	0	0	0	0	0	0
Project Type	RDMAINT	Z	12,496	0	0	0	0	12,496
Work Type	RM	Total	12,496	0	0	0	0	12,496
Location Subtotal			12,496	0	0	0	0	12,496
State Subtotal			12,496	0	0	0	0	12,496
CSTIP Subtotal			12,496	0	0	0	0	12,496

Draft



Indian Reservation Roads Programs

Federal Lands Highway

Any level TIP/EIP Report

Reporting each CSTIP that meets the filter.

REPORT FILTERS:

Location = J-**-***
 program_class_code = 6K1
 CSTIP Type = TIP



Entity Name J54592 - IIPAY NATION OF SANTA YSABEL
 Program Class Code 6K1
 CSTIP Type TIP Fiscal Year 2022
 FHWA Approved Date 18-AUG-22 Funding Amount 15,431

FIRST PAGE FOR CSTIP

State 06 - California Projects on the CSTIP with this state are listed and subtotaled in this section
 Location J54592 - Santa Ysabel Covers that part of the reservation within the current state.

PCAS	Class	Name	County	Project Type	Work Type	Phase	FY 2022 (\$)	FY 2023 (\$)	FY 2024 (\$)	FY 2025 (\$)	FY 2026 (\$)	Total
J54RM592	O	Santa Ysabel Road Maintenance	073 - San Diego	RDMAINT	RM	PE	0	0	0	0	0	0
						CONS	0	0	0	0	0	0
						CE	0	0	0	0	0	0
						Z	15,431	0	0	0	0	15,431
						Total	15,431	0	0	0	0	15,431
Location Subtotal							15,431	0	0	0	0	15,431
State Subtotal							15,431	0	0	0	0	15,431
CSTIP Subtotal							15,431	0	0	0	0	15,431

Draft



Indian Reservation Roads Programs

Federal Lands Highway

Any level TIP/EIP Report

Reporting each CSTIP that meets the filter.

REPORT FILTERS:

Location = J-**-***
 program_class_code = 6K1
 CSTIP Type = TIP



Entity Name J54594 - SYCUAN BAND OF THE KUMEYAAY NATION
 Program Class Code 6K1
 CSTIP Type TIP Fiscal Year 2022
 FHWA Approved Date 18-AUG-22 Funding Amount 60,236

FIRST PAGE FOR CSTIP

State 06 - California
 Location J54594 - Sycuan Band

Projects on the CSTIP with this state are listed and subtotaled in this section
 Covers that part of the reservation within the current state.

			FY 2022 (\$)	FY 2023 (\$)	FY 2024 (\$)	FY 2025 (\$)	FY 2026 (\$)	Total
PCAS	J54RM594	Phase						
Class	O	PE	0	0	0	0	0	0
Name	Sycuan Road Maintenance	CONS	0	0	0	0	0	0
County	073 - San Diego	CE	0	0	0	0	0	0
Project Type	RDMAINT	Z	60,236	0	0	0	0	60,236
Work Type	RM	Total	60,236	0	0	0	0	60,236
Location Subtotal			60,236	0	0	0	0	60,236
State Subtotal			60,236	0	0	0	0	60,236
CSTIP Subtotal			60,236	0	0	0	0	60,236

Draft



Indian Reservation Roads Programs

Federal Lands Highway

Any level TIP/EIP Report

Reporting each CSTIP that meets the filter.

REPORT FILTERS:

Location = J-**-***
 program_class_code = 6K1
 CSTIP Type = TIP



Entity Name J54599 - VIEJAS (BARON LONG) GROUP OF CAPITAN GRANDE BAND
 Program Class Code 6K1
 CSTIP Type TIP Fiscal Year 2022
 FHWA Approved Date 18-AUG-22 Funding Amount 13,685

FIRST PAGE FOR CSTIP

State 06 - California Projects on the CSTIP with this state are listed and subtotaled in this section
 Location J54599 - Viejas (Baron Long) Covers that part of the reservation within the current state.

			FY 2022 (\$)	FY 2023 (\$)	FY 2024 (\$)	FY 2025 (\$)	FY 2026 (\$)	Total
PCAS	J54RM599	Phase						
Class	O	PE	0	0	0	0	0	0
Name	Viejas (Baron Long) Road Maintenance	CONS	0	0	0	0	0	0
County	073 - San Diego	CE	0	0	0	0	0	0
Project Type	RDMAINT	Z	13,685	0	0	0	0	13,685
Work Type	RM	Total	13,685	0	0	0	0	13,685
Location Subtotal			13,685	0	0	0	0	13,685
State Subtotal			13,685	0	0	0	0	13,685
CSTIP Subtotal			13,685	0	0	0	0	13,685
Report Total			1,216,201	0	0	0	0	1,216,201

Draft