

Table 1 - Summary of Changes Report (\$000)
2025 RTIP Amendment No. 1

LEGEND:
 ↑ Increase
 ↓ Reduce
 ↔ Revise
 + Add new

Project ID	Lead Agency	Project Title	Total Programmed Before	Total Programmed Revised	Cost Difference	Percent Change	Change Description
CAL09	Caltrans	Interstate 5 - HOV/Managed Lanes	\$915,540	\$915,540	\$0	0%	↑ TransNet - MC; ↓ TransNet - MC (AC)
CAL09D	Caltrans	Interstate 5 and 805 - Convert HOV lanes to Express lanes.	\$193,603	\$193,603	\$0	0%	↑ CMAQ; ↓ RSTP
CAL26	Caltrans	State Route 52 Freeway (E&F)	\$452,117	\$452,117	\$0	0%	↔ RSTP between fiscal years
CAL29	Caltrans	SR 76 Middle	\$152,078	\$151,029	-\$1,049	-1%	↓ TransNet - MC and revised between fiscal years
CAL44	Caltrans	Grouped Projects for Bridge Rehabilitation and Reconstruction - Highway Bridge Program	\$218,472	\$233,865	\$15,393	7%	↑ Local Funds; ↓ HBP and revised between fiscal years to align with HBP listing dated 10/18/2024
CAL46A	Caltrans	Grouped Projects for Safety Improvements - SHOPP Mobility Program	\$111,016	\$139,037	\$28,021	25%	↑ TransNet - MC; ↑ SHOPP (AC) Mobility; + STIP-RIP AC
CAL68	Caltrans	SR 94/125 Interchange and Arterial Operational Improvements	\$135,240	\$135,240	\$0	0%	↔ RSTP between fiscal years
CAL78D	Caltrans	I-805 South Soundwalls - Unit 1	\$87,461	\$87,461	\$0	0%	+ TransNet - MC (AC)
CAL213	Caltrans	Grouped Projects for the State Minor Program	\$1,705	\$26,206	\$24,501	1437%	+ 49 new projects per CT Minor Program listing dated 8/12/2024; carried Grouped Listing over from 2014 RTIP; ↑ SHOPP - CT Minor Program (AC)
CAL277A	Caltrans	I-5 HOV/SR 78 Connector	\$66,118	\$66,118	\$0	0%	↔ STIP State Cash-Augmn RIP between fiscal years
CAL278	Caltrans	SR78 HOV/Managed Lanes	\$40,683	\$40,683	\$0	0%	+ CMAQ; + CMAQ - Conversion; ↓ TransNet - MC
CB32	Carlsbad, City of	El Camino Real Widening - Poinsettia to Camino Vida Roble	\$4,595	\$4,595	\$0	0%	↔ TransNet - LSI Carry Over and Earmark Repurposing between fiscal years
CB43	Carlsbad, City of	ADA Improvements	\$4,935	\$5,623	\$688	14%	↑ TransNet - LSI Carry Over
CB59	Carlsbad, City of	El Camino Real Widening - Sunny Creek to Jackspar	\$5,010	\$5,610	\$600	12%	↑ TransNet - LSI; ↑ TransNet - LSI Carry Over
IB21	Imperial Beach, City of	SR-75 Signal Interconnection Project	\$0	\$600	\$600	0%	↔ TransNet - CP between fiscal years

Table 1 - Summary of Changes Report (\$000)
2025 RTIP Amendment No. 1

LEGEND:
 ↑ Increase
 ↓ Reduce
 ↔ Revise
 + Add new

Project ID	Lead Agency	Project Title	Total Programmed Before	Total Programmed Revised	Cost Difference	Percent Change	Change Description
NC03	National City, City of	Street Resurfacing Project	\$30,437	\$35,405	\$4,968	16%	↑ TransNet - LSI
NC04	National City, City of	Traffic Signal Install/Upgrade	\$4,970	\$4,494	-\$476	-10%	↓ TransNet - LSI
NC15	National City, City of	Citywide Safe Routes to Schools	\$4,375	\$4,571	\$196	4%	↑ TransNet - LSI and revised between fiscal years
SAN11A	San Diego Association of Governments	Regional Rideshare Program	\$10,449	\$110,449	\$0	0%	↔ CMAQ between fiscal years
SAN26B	San Diego Association of Governments	Downtown BRT Stations	\$20,880	\$20,882	\$2	1%	↑ TransNet - MC and revised between fiscal years
SAN40	San Diego Association of Governments	Metropolitan Planning	\$86,692	\$86,863	\$171	1%	↔ TransNet - BPNS between fiscal years; ↔ TransNet - SGIP between fiscal years; ↑ TransNet - SS and revised between fiscal years; ↔ FTA 5307 between fiscal years; ↔ Local Funds between fiscal years; ↔ TDA between fiscal years
SAN46	San Diego Association of Governments	Super Loop	\$35,186	\$35,187	\$1	1%	↑ TransNet - MC
SAN114	San Diego Association of Governments	Grouped Projects for Rehabilitation or Reconstruction of Track Structures, Track, and Trackbed in Existing Rights-of-Way: Coastal Rail Corridor	\$533,637	\$630,208	\$96,571	18%	↑ TransNet - MC; ↑ CMAQ; ↑ FTA-5307; ↑ RSTP
SAN147	San Diego Association of Governments	Grouped Projects for Bicycle and Pedestrian Facilities - Bayshore Bikeway	\$80,855	\$80,855	\$0	0%	↑ TransNet - BPNS and revised between fiscal years; ↑ CRP
SAN148	San Diego Association of Governments	Grouped Projects for Bicycle and Pedestrian Facilities - Coastal Rail Trail	\$46,457	\$46,457	\$0	0%	↔ CRP between fiscal years
SAN153	San Diego Association of Governments	The Inland Rail Trail	\$97,405	\$94,193	-\$3,212	-3%	↓ RSTP
SAN163	San Diego Association of Governments	Los Penasquitos Lagoon Bridge Replacement	\$46,004	\$45,394	-\$610	-1%	↓ TransNet - MC and revised between fiscal years
SAN214	San Diego Association of Governments	Grouped Projects for Capital Purchase - FTA Section 5310 Enhanced Mobility of Seniors and Individuals with Disabilities	\$7,282	\$12,896	\$5,614	77%	+ TransNet - SS; ↑ FTA 5310
SAN227	San Diego Association of Governments	Grouped Projects for Bicycle and Pedestrian Facilities - North Park/Mid-City Bikeways	\$92,111	\$92,111	\$0	0%	↓ TransNet - BPNS and revised between fiscal years; ↑ CRP and revised between fiscal years

Table 1 - Summary of Changes Report (\$000)
2025 RTIP Amendment No. 1

LEGEND:
 ↑ Increase
 ↓ Reduce
 ↔ Revise
 + Add new

Project ID	Lead Agency	Project Title	Total Programmed Before	Total Programmed Revised	Cost Difference	Percent Change	Change Description
SAN265	San Diego Association of Governments	Flexible Fleet Pilots	\$9,736	\$9,736	\$0	0%	↔ RSTP between fiscal years (Project is included for information only)
SAN285	San Diego Association of Governments	Blue Line and San Ysidro Mobility Hub	\$5,021	\$4,777	-\$244	-5%	+ FTA AOPP; ↓ Local Funds
SAN289	San Diego Association of Governments	San Dieguito to Sorrento Valley Double-Track	\$302,718	\$302,718	\$0	0%	↑ TransNet - MC
SD34	San Diego, City of	El Camino Real	\$65,973	\$65,973	\$0	0%	↔ HBP between fiscal years; ↔ Local Funds between fiscal years
SD70	San Diego, City of	West Mission Bay Drive Bridge over San Diego River	\$152,414	\$141,754	-\$10,660	-7%	↓ TransNet - LSI Carry Over
SD96	San Diego, City of	Street Resurfacing and Reconstruction Citywide	\$162,623	\$163,283	\$660	0%	↑ TransNet - LSI Carry Over
SD166	San Diego, City of	Bicycle Facilities	\$48,925	\$48,925	\$0	0%	↔ CPF Highway Infra between fiscal years
SD190	San Diego, City of	Palm Avenue/Interstate 805 Interchange	\$44,115	\$44,115	\$0	0%	↔ BIP between fiscal years
SM59	San Marcos, City of	Annual Street Overlay Project #86009	\$138	\$138	\$0	0%	Complete project
V10	Various Agencies	Grouped Projects for TransNet Smart Growth Incentive Program	\$39,733	\$45,109	\$5,376	14%	↑ TransNet - SGIP; ↑ Local Funds
V11	Various Agencies	State Route 11	\$1,208,187	\$922,274	-\$285,913	-24%	Removed TIFIA funding
V12	Various Agencies	Grouped Projects for Bicycle and Pedestrian Facilities.	\$56,125	\$56,125	\$0	0%	↓ TransNet - BPNS; ↑ CRP
V14	Various Agencies	Grouped Projects for Bicycle and pedestrian facilities - Active Transportation Program (ATP)	\$88,769	\$93,624	\$4,855	5%	↑ ATP - S
V16	Various Agencies	Grouped Projects for Operating Assistance - TransNet Senior Mini-Grant Program	\$5,146	\$7,484	\$2,338	45%	↑ TransNet - SS; ↑ Local Funds

**Table 1 - Summary of Changes Report (\$000)
2025 RTIP Amendment No. 1**

LEGEND:
 ↑ Increase
 ↓ Reduce
 ↔ Revise
 + Add new

Project ID	Lead Agency	Project Title	Total Programmed Before	Total Programmed Revised	Cost Difference	Percent Change	Change Description
V20	Various Agencies	Grouped Projects for Engineering - Complete Corridor Studies	\$25,927	\$29,043	\$3,116	12%	↑ TransNet - MC; ↑ RSTP

Draft

Table 1 - Summary of Changes Report (contd.) (\$000)

Lump Sum Listing Backup
2025 RTIP Amendment No. 1

LEGEND:
 ↑ Increase
 ↓ Reduce
 ↔ Revise
 + Add new

Project ID	Lead Agency	Project Title	Total Programmed Before	Total Programmed Revised	Cost Difference	Percent Change	Change Description
CAL46A	Caltrans	SHOPP Mobility Program					
CAL614	Caltrans	I-805 North Construct Operational Improvements	\$27,345	\$28,021	\$676	2%	↑ TransNet - MC
CAL213	Caltrans	State Minor Program					
CAL634	Caltrans	Census System Component Replacement - San Diego County	\$0	\$543	N/A	N/A	+ New project per CT Minor Program listing dated 8/12/2024
CAL635	Caltrans	Pavement Rehabilitation - Chula Vista	\$0	\$530	N/A	N/A	+ New project per CT Minor Program listing dated 8/12/2024
CAL636	Caltrans	Carlsbad Maintenance Station - Fuel tank and component installation	\$0	\$550	N/A	N/A	+ New project per CT Minor Program listing dated 8/12/2024
CAL637	Caltrans	Signal Backplate and Tape Upgrades - San Diego	\$0	\$384	N/A	N/A	+ New project per CT Minor Program listing dated 8/12/2024
CAL638	Caltrans	Chula Vista Maintenance Station - Fuel tank and component installation	\$0	\$550	N/A	N/A	+ New project per CT Minor Program listing dated 8/12/2024
CAL639	Caltrans	Guardrail Upgrades	\$0	\$381	N/A	N/A	+ New project per CT Minor Program listing dated 8/12/2024
CAL640	Caltrans	Guardrail Installation	\$0	\$249	N/A	N/A	+ New project per CT Minor Program listing dated 8/12/2024
CAL641	Caltrans	Sidewalks and ADA Ramps	\$0	\$511	N/A	N/A	+ New project per CT Minor Program listing dated 8/12/2024
CAL642	Caltrans	Guardrail Installation	\$0	\$445	N/A	N/A	+ New project per CT Minor Program listing dated 8/12/2024

Table 1 - Summary of Changes Report (contd.) (\$000)
Lump Sum Listing Backup
2025 RTIP Amendment No. 1

LEGEND:
 ↑ Increase
 ↓ Reduce
 ↔ Revise
 + Add new

Project ID	Lead Agency	Project Title	Total Programmed Before	Total Programmed Revised	Cost Difference	Percent Change	Change Description
CAL643	Caltrans	High Friction Surface Treatment (HFST)	\$0	\$202	N/A	N/A	+ New project per CT Minor Program listing dated 8/12/2024
CAL644	Caltrans	Sign Upgrades	\$0	\$455	N/A	N/A	+ New project per CT Minor Program listing dated 8/12/2024
CAL645	Caltrans	Right Shoulder Repairs	\$0	\$644	N/A	N/A	+ New project per CT Minor Program listing dated 8/12/2024
CAL646	Caltrans	Crash Cushion Upgrades	\$0	\$644	N/A	N/A	+ New project per CT Minor Program listing dated 8/12/2024
CAL647	Caltrans	Sign and Stripe Upgrades	\$0	\$280	N/A	N/A	+ New project per CT Minor Program listing dated 8/12/2024
CAL648	Caltrans	Pavement Rehabilitation	\$0	\$644	N/A	N/A	+ New project per CT Minor Program listing dated 8/12/2024
CAL649	Caltrans	Pavement Rehabilitation - India Street and Washington Street	\$0	\$644	N/A	N/A	+ New project per CT Minor Program listing dated 8/12/2024
CAL650	Caltrans	Pavement Rehabilitation - Carlsbad Maintenance Station	\$0	\$530	N/A	N/A	+ New project per CT Minor Program listing dated 8/12/2024
CAL651	Caltrans	Census System Lifecycle Reset	\$0	\$646	N/A	N/A	+ New project per CT Minor Program listing dated 8/12/2024
CAL652	Caltrans	Boulevard Maintenance Station - Fuel tank installation	\$0	\$550	N/A	N/A	+ New project per CT Minor Program listing dated 8/12/2024
CAL653	Caltrans	ADA Curb ramps and pavement markings	\$0	\$328	N/A	N/A	+ New project per CT Minor Program listing dated 8/12/2024
CAL654	Caltrans	Traffic signal and census replacements	\$0	\$646	N/A	N/A	+ New project per CT Minor Program listing dated 8/12/2024

Table 1 - Summary of Changes Report (contd.) (\$000)
Lump Sum Listing Backup
2025 RTIP Amendment No. 1

LEGEND:
 ↑ Increase
 ↓ Reduce
 ↔ Revise
 + Add new

Project ID	Lead Agency	Project Title	Total Programmed Before	Total Programmed Revised	Cost Difference	Percent Change	Change Description
CAL655	Caltrans	Rock Slope Protection (RSP) Installation	\$0	\$429	N/A	N/A	+ New project per CT Minor Program listing dated 8/12/2024
CAL656	Caltrans	Tunnel Lighting Upgrades	\$0	\$543	N/A	N/A	+ New project per CT Minor Program listing dated 8/12/2024
CAL657	Caltrans	Route 15 Guardrail Upgrades	\$0	\$434	N/A	N/A	+ New project per CT Minor Program listing dated 8/12/2024
CAL658	Caltrans	Grading Restoration	\$0	\$644	N/A	N/A	+ New project per CT Minor Program listing dated 8/12/2024
CAL659	Caltrans	Census System Lifecycle Reset - San Diego County	\$0	\$646	N/A	N/A	+ New project per CT Minor Program listing dated 8/12/2024
CAL660	Caltrans	Irrigation System Upgrades	\$0	\$406	N/A	N/A	+ New project per CT Minor Program listing dated 8/12/2024
CAL661	Caltrans	Drainage System Upgrades	\$0	\$644	N/A	N/A	+ New project per CT Minor Program listing dated 8/12/2024
CAL662	Caltrans	Irrigation System Upgrades - Camino del Sur Interchange	\$0	\$490	N/A	N/A	+ New project per CT Minor Program listing dated 8/12/2024
CAL663	Caltrans	Irrigation System Upgrades - Carmel Valley Interchange	\$0	\$490	N/A	N/A	+ New project per CT Minor Program listing dated 8/12/2024
CAL664	Caltrans	Trunk Line Repair - Carmel Creek Road	\$0	\$644	N/A	N/A	+ New project per CT Minor Program listing dated 8/12/2024
CAL665	Caltrans	Pavement Rehabilitation - Black Mountain Road Offramp	\$0	\$644	N/A	N/A	+ New project per CT Minor Program listing dated 8/12/2024
CAL666	Caltrans	Pavement Rehabilitation - Black Mountain Road Onramp	\$0	\$644	N/A	N/A	+ New project per CT Minor Program listing dated 8/12/2024
CAL667	Caltrans	Pavement Rehabilitation - Santee Maintenance Station	\$0	\$530	N/A	N/A	+ New project per CT Minor Program listing dated 8/12/2024

Table 1 - Summary of Changes Report (contd.) (\$000)
Lump Sum Listing Backup
2025 RTIP Amendment No. 1

LEGEND:
 ↑ Increase
 ↓ Reduce
 ↔ Revise
 + Add new

Project ID	Lead Agency	Project Title	Total Programmed Before	Total Programmed Revised	Cost Difference	Percent Change	Change Description
CAL668	Caltrans	Signal Backplate Upgrades	\$0	\$644	N/A	N/A	+ New project per CT Minor Program listing dated 8/12/2024
CAL669	Caltrans	SR 75 Backplate and Crosswalk Upgrades	\$0	\$644	N/A	N/A	+ New project per CT Minor Program listing dated 8/12/2024
CAL670	Caltrans	Pavement Reconstruction - Couser Canyon Road	\$0	\$644	N/A	N/A	+ New project per CT Minor Program listing dated 8/12/2024
CAL671	Caltrans	Guardrail Installation - Deer Canyon Drive	\$0	\$277	N/A	N/A	+ New project per CT Minor Program listing dated 8/12/2024
CAL672	Caltrans	Pavement Rehabilitation - Woodland Parkway	\$0	\$644	N/A	N/A	+ New project per CT Minor Program listing dated 8/12/2024
CAL673	Caltrans	Pavement Repair - Japacha Fire Road	\$0	\$644	N/A	N/A	+ New project per CT Minor Program listing dated 8/12/2024
CAL674	Caltrans	Signal Backplate Upgrade and Tape	\$0	\$189	N/A	N/A	+ New project per CT Minor Program listing dated 8/12/2024
CAL675	Caltrans	Concrete Barrier Upgrades	\$0	\$644	N/A	N/A	+ New project per CT Minor Program listing dated 8/12/2024
CAL676	Caltrans	Slot Drain and Culvert Replacement	\$0	\$644	N/A	N/A	+ New project per CT Minor Program listing dated 8/12/2024
CAL677	Caltrans	Census System Lifecycle Reset - San Diego County	\$0	\$646	N/A	N/A	+ New project per CT Minor Program listing dated 8/12/2024
CAL678	Caltrans	Pipe Crossing Mainline Repairs - Genesee Avenue	\$0	\$644	N/A	N/A	+ New project per CT Minor Program listing dated 8/12/2024
CAL679	Caltrans	Pavement Repairs - Route 282 and Route 75	\$0	\$644	N/A	N/A	+ New project per CT Minor Program listing dated 8/12/2024
CAL680	Caltrans	Irrigation System Upgrades - La Jolla Village Drive and Nobel Interchange	\$0	\$574	N/A	N/A	+ New project per CT Minor Program listing dated 8/12/2024

Table 1 - Summary of Changes Report (contd.) (\$000)

Lump Sum Listing Backup
2025 RTIP Amendment No. 1

LEGEND:
 ↑ Increase
 ↓ Reduce
 ↔ Revise
 + Add new

Project ID	Lead Agency	Project Title	Total Programmed Before	Total Programmed Revised	Cost Difference	Percent Change	Change Description
CAL681	Caltrans	Sign Upgrades - San Diego County	\$0	\$644	N/A	N/A	+ New project per CT Minor Program listing dated 8/12/2024
CAL682	Caltrans	Sign Upgrades and Safety Enhancements - Carroll Canyon DAR	\$0	\$536	N/A	N/A	+ New project per CT Minor Program listing dated 8/12/2024
SAN114	SANDAG	FTA Section 5310 Enhanced Mobility of Seniors and Individuals with Disabilities					
SAN182	San Diego Association of Governments	San Diego River Bridge	\$91,640	\$91,642	\$2	1%	↑ TransNet - MC
SAN259	San Diego Association of Governments	LOSSAN Corridor Improvements	\$4,919	\$4,929	\$10	1%	↑ TransNet - MC
SAN147	SANDAG	Bayshore Bikeway					
SAN195	San Diego Association of Governments	Bayshore Bikeway: Barrio Logan	\$51,650	\$51,650	\$0	0%	↓ SB1-LPP; ↑ CRP
SAN203	San Diego Association of Governments	Border to Bayshore Bikeway	\$29,204	\$29,204	\$0	0%	↓ CRP; ↑ TransNet - BPNS
SAN148	SANDAG	Coastal Rail Trail					
SAN156	San Diego Association of Governments	Coastal Rail Trail - Encinitas	\$18,854	\$18,854	\$0	0%	↔ RSTP between fiscal years

Table 1 - Summary of Changes Report (contd.) (\$000)

Lump Sum Listing Backup
2025 RTIP Amendment No. 1

LEGEND:
 ↑ Increase
 ↓ Reduce
 ↔ Revise
 + Add new

Project ID	Lead Agency	Project Title	Total Programmed Before	Total Programmed Revised	Cost Difference	Percent Change	Change Description
SAN214	SANDAG	FTA Section 5310 Enhanced Mobility of Seniors and Individuals with Disabilities					
SAN168	San Diego Association of Governments	FACT Mobility Management	\$5,600	\$5,614	\$14	1%	↑ TransNet - SS
SAN227	SANDAG	North Park/Mid-City Bikeways					
SAN158	San Diego Association of Governments	North Park/Mid-City Bikeways: Robinson Bikeway	\$9,873	\$9,873	\$0	0%	+ CRP; ↓ TransNet - BPNS
V10	Various Agencies	TransNet Smart Growth Incentive Program (SGIP)					
ESC59	Escondido, City of	Escondido General Plan Amendments and Environmental Review	\$0	\$175	N/A	N/A	+ New project for 1224070
SAN306	San Diego, City of	Mid-City Communities Smart Growth Study Areas	\$500	\$598	\$98	20%	↔ Lead Agency from SANDAG to City of San Diego; ↑ TransNet - SGIP
SD262	San Diego, City of	East Village Green Park Phase 1	\$4,603	\$4,603	\$0	0%	↔ TransNet - SGIP between fiscal years
V12	Various Agencies	Bicycle and Pedestrian Facilities					
SAN204	San Diego Association of Governments	Central Avenue Bikeway	\$5,299	\$5,299	\$0	0%	↓ TransNet - BPNS; ↑ CRP

Table 1 - Summary of Changes Report (contd.) (\$000)

Lump Sum Listing Backup

2025 RTIP Amendment No. 1

LEGEND:
 ↑ Increase
 ↓ Reduce
 ↔ Revise
 + Add new

Project ID	Lead Agency	Project Title	Total Programmed Before	Total Programmed Revised	Cost Difference	Percent Change	Change Description
V14	Various Agencies	Active Transportation Projects					
CAL392	Caltrans	La Jolla Band of Luiseno Indians - Active Transportation Project 2014	\$4,110	\$4,855	\$745	18%	↑ ATP - Statewide
V16	Various Agencies	TransNet Senior Mini-Grant Program (SMG)					
SAN185	San Diego Association of Governments	FACT - RideFact	\$2,312	\$2,337	\$26	1%	↑ TransNet - SS
V20	Various Agencies	Comprehensive Multimodal Corridor Plans (CMCPs)					
SAN254	Various Agencies	Corridor System Management Plan - High Speed Transit/I-8	\$3,116	\$3,116	\$0	0%	↔ TransNet - MC between fiscal years
SAN255	Various Agencies	Corridor System Management Plan (CSMP) - High Speed Transit/SR 56	\$1,100	\$1,100	\$0	0%	↔ RSTP between fiscal years

Table 1 - Summary of Changes Report (contd.) (\$000)
2025 RTIP Amendment No. 1
Fund Types

Abbreviation	Fund Type
ATP-S	Active Transportation Program - Statewide
BIP/CBI	Border Infrastructure Program/Corridors and Borders Infrastructure Program
CMAQ	Congestion Mitigation and Air Quality
CRP	Carbon Reduction Program
Fed Disc. - CPF - Highway Infra	Community Planning Earmark Funds
FTA 5307	Federal Transit Administration Urbanized Area Formula Program
FTA 5310	Federal Transit Administration Elderly & Disabled Program
FTA AOPP	Federal Transit Administration Areas of Persistent Poverty Program
HBP	Highway Bridge Program under SAFETEA-LU
Local Funds	Funds available from other sources such as developer fees, fare revenue or general fund
RSTP	Regional Surface Transportation Block Grant
SHOPP - CT Minor Program (AC)	State Highway Operation and Protection Program - Caltrans Minor Program
STIP-RIP-AC	STIP - Regional Improvement Program AC
TIFIA	Transportation Infrastructure Finance and Innovation Act
TransNet - BPNS	Prop A Extension - Bicycle, Pedestrian and Neighborhood Safety Program
TransNet - LSI	Prop A Extension - Local System Improvements
TransNet - MC	Prop A Extension - Major Corridors
TransNet - SGIP	Prop A Extension - Smart Growth Incentive Program
TransNet - SS	Prop A Extension - Senior Services Program

Table 1
2025 Regional Transportation Improvement Program
Amendment No. 1
San Diego Region (in \$000s)

Caltrans

MPO ID: CAL09		RTIP #:25-01									
Project Title:	Interstate 5 - HOV/Managed Lanes								EA NO: 235800, 2T217, 2T218, 2T35U, 2T257, 2T258, 2T359, 2T170, 2T171, 2T172, 2T210, 2T211, 2T212, 2T358		
Project Description:	Interstate 5 - construct High Occupancy Vehicle (HOV)/Managed Lanes on I-5; construct Phase 1: Construct HOV from Lomas Santa Fe to Birmingham and replace San Elijo Bridge; Construct Phase 2: construct HOV lanes and soundwall on private property from Birmingham to Palomar Airport Rd; Construct Phase 3: Construct HOV lanes and soundwalls on private property from Palomar Airport Rd to SR-78								PPNO: 0615CDE, 0615 RTP REF: A-51 (2019) SANDAG ID: 1200511, 1200501, 1200504, 1200510, 1200509		
Change Reason:	Revise Fund Source										
RT:5	Capacity Status:CI	Exempt Category:Non-Exempt									
Est Total Cost: \$1,007,102		Open to Traffic: Phase 1: Mar 2022			Phase 2: Mar 2022		Phase 3: Dec 2022				
	TOTAL	PRIOR	24/25	25/26	26/27	27/28	28/29	FUTURE	PE	RW	CON
TransNet - MC	\$171,026	\$160,012	\$6,899	\$2,627	\$988	\$254	\$246		\$121,313	\$33,766	\$15,947
CBI	\$416	\$416							\$416		
CMAQ	\$173,751	\$173,750							\$27,721	\$3,645	\$142,385
Earmark Repurposing	\$5,718	\$5,718							\$1,220		\$4,498
IM	\$3,886	\$3,886							\$3,886		
Other Fed - HIP	\$25,654	\$25,654									\$25,654
RSTP	\$102,520	\$102,519							\$48,169	\$10,118	\$44,233
STP	\$751	\$751							\$751		
SB1 - SCCP	\$195,000	\$195,000									\$195,000
STIP-RIP AC	\$229,084	\$229,084							\$9,561		\$219,523
STIP-RIP State Cash	\$6,328	\$628	\$5,700						\$628	\$15	\$5,685
Local Funds	\$1,406	\$1,406									\$1,406
TOTAL	\$915,540	\$898,824	\$12,599	\$2,627	\$988	\$254	\$246		\$213,665	\$47,544	\$654,331

* \$5.324M programmed in CAL 46A, \$299k provided outside of the RTIP, \$12.035M programmed in CAL 443, \$22.616M programmed in CAL 468, \$6.744M programmed in CAL 491, \$44.482M programmed in CAL 569, and \$63k G-12.

PROJECT LAST AMENDED 25-00											
	TOTAL	PRIOR	24/25	25/26	26/27	27/28	28/29	FUTURE	PE	RW	CON
TransNet - MC	\$167,411	\$160,012	\$6,899			\$254	\$246		\$121,313	\$33,766	\$12,332
TransNet - MC AC	\$3,615			\$2,627	\$988						\$3,615
CBI	\$416	\$416							\$416		
CMAQ	\$173,751	\$173,750							\$27,721	\$3,645	\$142,385
Earmark Repurposing	\$5,718	\$5,718							\$1,220		\$4,498
IM	\$3,886	\$3,886							\$3,886		
Other Fed - HIP	\$25,654	\$25,654									\$25,654
RSTP	\$102,520	\$102,519							\$48,169	\$10,118	\$44,233
STP	\$751	\$751							\$751		
SB1 - SCCP	\$195,000	\$195,000									\$195,000
STIP-RIP AC	\$229,084	\$229,084							\$9,561		\$219,523
STIP-RIP State Cash	\$6,328	\$628	\$5,700						\$628	\$15	\$5,685
Local Funds	\$1,406	\$1,406									\$1,406
TOTAL	\$915,540	\$898,824	\$12,599	\$2,627	\$988	\$254	\$246		\$213,665	\$47,544	\$654,331

**2025 Regional Transportation Improvement Program
Amendment No. 1
San Diego Region (in \$000s)**

Caltrans

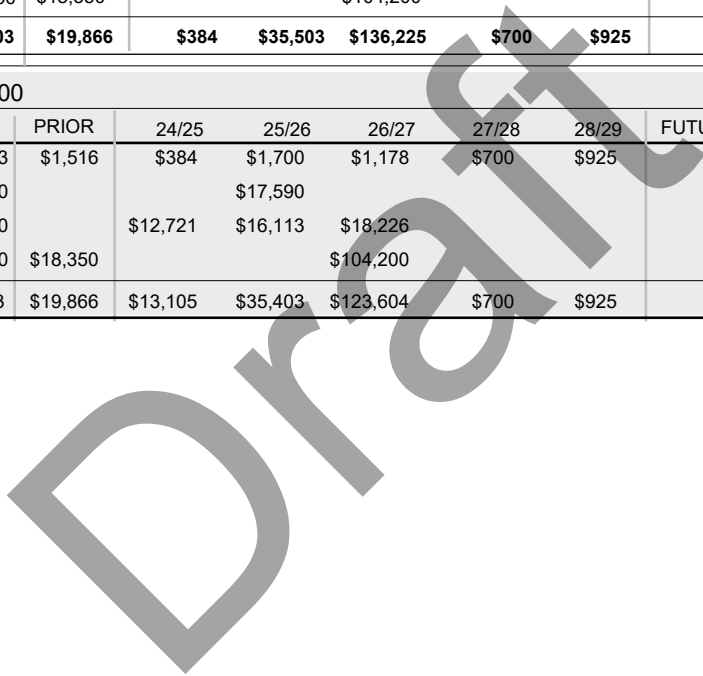
MPO ID: CAL09D		RTIP #:25-01
Project Title:	Interstate 5 and 805 - Convert HOV lanes to Express lanes.	EA NO: 2T367x
Project Description:	Interstate 5, Interstate 805 - Construct infrastructure to convert HOV lanes to Express lanes on I-805 from SR-52 to the I-5/I805 merge and on I-5/I805 merge to SR-78.	RTP REF: CC046 SANDAG ID: 1200514, 1200515, 1280517
Change Reason:	Revise Fund Source, Revise funding between fiscal years	
RT:5	Capacity Status:NCI	Exempt Category:Safety - Non signalization traffic control and operating

Est Total Cost: **\$193,603**

	TOTAL	PRIOR	24/25	25/26	26/27	27/28	28/29	FUTURE	PE	RW	CON
TransNet - MC	\$6,403	\$1,516	\$384	\$1,700	\$1,178	\$700	\$925		\$3,473		\$2,930
CMAQ	\$32,590			\$17,590	\$15,000						\$32,590
RSTP	\$32,060			\$16,213	\$15,847						\$32,060
STIP-RIP AC	\$122,550	\$18,350			\$104,200				\$17,100	\$1,250	\$104,200
TOTAL	\$193,603	\$19,866	\$384	\$35,503	\$136,225	\$700	\$925		\$20,573	\$1,250	\$171,780

PROJECT LAST AMENDED 25-00

	TOTAL	PRIOR	24/25	25/26	26/27	27/28	28/29	FUTURE	PE	RW	CON
TransNet - MC	\$6,403	\$1,516	\$384	\$1,700	\$1,178	\$700	\$925		\$3,473		\$2,930
CMAQ	\$17,590			\$17,590							\$17,590
RSTP	\$47,060		\$12,721	\$16,113	\$18,226						\$47,060
STIP-RIP AC	\$122,550	\$18,350			\$104,200				\$17,100	\$1,250	\$104,200
TOTAL	\$193,603	\$19,866	\$13,105	\$35,403	\$123,604	\$700	\$925		\$20,573	\$1,250	\$171,780



**2025 Regional Transportation Improvement Program
Amendment No. 1
San Diego Region (in \$000s)**

Caltrans

MPO ID: CAL26		RTIP #:25-01
Project Title:	State Route 52 Freeway (E&F)	EA NO: 010611
Project Description:	In San Diego, Santee and Lakeside, from SR 125 to Cuyamaca Street to SR 67 - construct 4 lane freeway	PPNO: 0260 RTP REF: T-5 SANDAG ID: 1205203 EARMARK NO: CA424/604, HPP 1134/2735
Change Reason:	Revise funding between fiscal years	
RT:52	Capacity Status:CI	Exempt Category:Non-Exempt

Est Total Cost: \$460,509		Open to Traffic: Mar 2011									
	TOTAL	PRIOR	24/25	25/26	26/27	27/28	28/29	FUTURE	PE	RW	CON
TransNet - H	\$44,945	\$44,945							\$671	\$44,274	
TransNet - MC	\$65,029	\$64,773	\$256						\$14,007	\$31,954	\$19,068
DEMO	\$2,234	\$2,234								\$2,234	
HPP	\$10,409	\$10,409									\$10,409
RSTP	\$54,738	\$53,238						\$1,500	\$110	\$24,426	\$30,202
TCSP	\$1,228	\$1,228								\$1,228	
STIP-IIP NHS	\$3,010	\$3,010							\$2,125	\$885	
STIP-IIP State Cash	\$5,355	\$5,355							\$4,732	\$623	
STIP-RIP NHS	\$26,558	\$26,558							\$5,848	\$20,710	
STIP-RIP Prior NHS	\$16,375	\$16,375								\$16,375	
STIP-RIP Prior State Cash	\$802	\$802								\$802	
STIP-RIP State Cash	\$177,501	\$177,501							\$10,825	\$19,274	\$147,402
TCRP	\$43,700	\$43,700								\$43,700	
Local Funds	\$233	\$233								\$233	
TOTAL	\$452,117	\$450,361	\$256					\$1,500	\$38,318	\$206,718	\$207,081

* State contributed \$8.392M in additional funds outside of the RTIP

PROJECT LAST AMENDED 25-00											
	TOTAL	PRIOR	24/25	25/26	26/27	27/28	28/29	FUTURE	PE	RW	CON
TransNet - H	\$44,945	\$44,945							\$671	\$44,274	
TransNet - MC	\$65,029	\$64,773	\$256						\$14,007	\$31,954	\$19,068
DEMO	\$2,234	\$2,234								\$2,234	
HPP	\$10,409	\$10,409									\$10,409
RSTP	\$54,738	\$53,238			\$1,500				\$110	\$24,426	\$30,202
TCSP	\$1,228	\$1,228								\$1,228	
STIP-IIP NHS	\$3,010	\$3,010							\$2,125	\$885	
STIP-IIP State Cash	\$5,355	\$5,355							\$4,732	\$623	
STIP-RIP NHS	\$26,558	\$26,558							\$5,848	\$20,710	
STIP-RIP Prior NHS	\$16,375	\$16,375								\$16,375	
STIP-RIP Prior State Cash	\$802	\$802								\$802	
STIP-RIP State Cash	\$177,501	\$177,501							\$10,825	\$19,274	\$147,402
TCRP	\$43,700	\$43,700								\$43,700	
Local Funds	\$233	\$233								\$233	
TOTAL	\$452,117	\$450,361	\$256		\$1,500				\$38,318	\$206,718	\$207,081

**2025 Regional Transportation Improvement Program
Amendment No. 1
San Diego Region (in \$000s)**

Caltrans

MPO ID: CAL29		RTIP #:25-01
Project Title:	SR 76 Middle	EA NO: 08010, 08017
Project Description:	SR 76 from Melrose Dr. to So. Mission Rd. Milepost begins at 7.5 ends at 12.5 (4.8 miles) - in San Diego County in and near Oceanside - widen from 2 to 4 lanes	PPNO: 0759
		RTP REF: A-9
		SANDAG ID: 1207602
		EARMARK NO: CA603/2719
Change Reason:	Reduce funding	
RT:76	Capacity Status:CI	Exempt Category:Non-Exempt

Est Total Cost: **\$165,531** Open to Traffic: Nov 2012

	TOTAL	PRIOR	24/25	25/26	26/27	27/28	28/29	FUTURE	PE	RW	CON
TransNet - H	\$3,000	\$3,000									\$3,000
TransNet - MC	\$46,968	\$46,967	\$1						\$9,737	\$29,737	\$7,494
TransNet - REMP	\$6,146	\$6,146									\$6,146
DEMO - TEA 21	\$5,519	\$5,519								\$2,680	\$2,839
HPP	\$4,006	\$4,006								\$4,006	
Other Fed - ARRA-RSTP	\$76,613	\$76,613									\$76,613
RSTP	\$6,314	\$6,314							\$6,314		
STP	\$949	\$949							\$949		
Local Funds	\$1,513	\$1,513									\$1,513
TOTAL	\$151,028	\$151,027	\$1						\$17,000	\$36,423	\$97,605

* State contribution of \$13.452M outside of RTIP

PROJECT LAST AMENDED 18-30											
	TOTAL	PRIOR	24/25	25/26	26/27	27/28	28/29	FUTURE	PE	RW	CON
TransNet - H	\$3,000	\$3,000									\$3,000
TransNet - MC	\$48,018	\$48,018							\$9,737	\$29,737	\$8,544
TransNet - REMP	\$6,146	\$6,146									\$6,146
DEMO - TEA 21	\$5,519	\$5,519								\$2,680	\$2,839
HPP	\$4,006	\$4,006								\$4,006	
Other Fed - ARRA-RSTP	\$76,613	\$76,613									\$76,613
RSTP	\$6,314	\$6,314							\$6,314		
STP	\$949	\$949							\$949		
Local Funds	\$1,513	\$1,513									\$1,513
TOTAL	\$152,078	\$152,078							\$17,000	\$36,423	\$98,655

**2025 Regional Transportation Improvement Program
Amendment No. 1
San Diego Region (in \$000s)**

Caltrans

MPO ID: CAL44		RTIP #:25-01
Project Title:	Grouped Projects for Bridge Rehabilitation and Reconstruction - Highway Bridge Program	
Project Description:	Countywide - projects are consistent with 40 CFR Part 93.126 Exempt Table 2 categories - widen narrow pavements or reconstructing bridges (no additional travel lanes)Toll Credits will be used to match federal funds for the CON phase	
Change Reason:	Listed for Information Only	
	Capacity Status:NCI	Exempt Category:Safety - Non capacity widening or bridge reconstruction

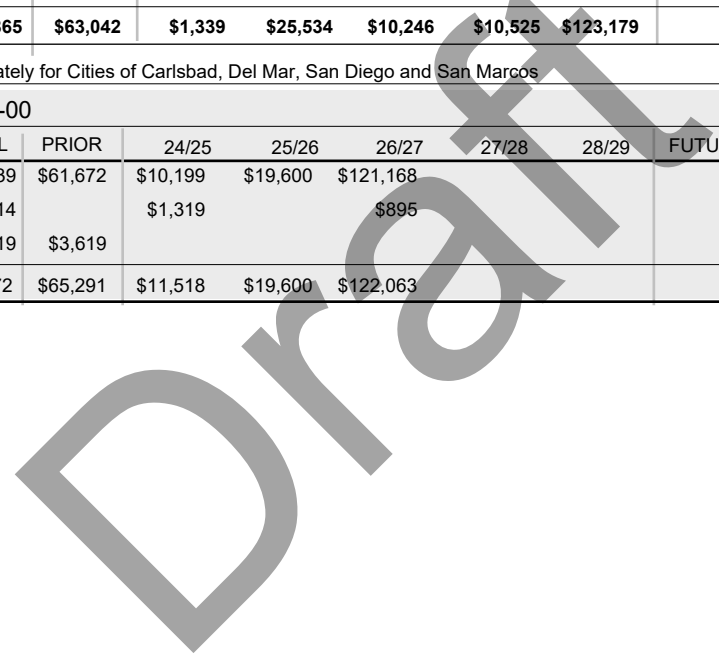
Est Total Cost: **\$233,865**

	TOTAL	PRIOR	24/25	25/26	26/27	27/28	28/29	FUTURE	PE	RW	CON
HBP	\$210,666	\$58,823	\$18	\$24,084	\$8,955	\$10,063	\$108,723				\$210,666
Prop 1B - LBSRA	\$2,214			\$1,319			\$895				\$2,214
Local Funds	\$20,985	\$4,219	\$1,321	\$131	\$1,291	\$462	\$13,561				\$20,985
TOTAL	\$233,865	\$63,042	\$1,339	\$25,534	\$10,246	\$10,525	\$123,179				\$233,865

* Local Funds are programmed separately for Cities of Carlsbad, Del Mar, San Diego and San Marcos

PROJECT LAST AMENDED 25-00

	TOTAL	PRIOR	24/25	25/26	26/27	27/28	28/29	FUTURE	PE	RW	CON
HBP	\$212,639	\$61,672	\$10,199	\$19,600	\$121,168						\$212,639
Prop 1B - LBSRA	\$2,214		\$1,319		\$895						\$2,214
Local Funds	\$3,619	\$3,619									\$3,619
TOTAL	\$218,472	\$65,291	\$11,518	\$19,600	\$122,063						\$218,472



**2025 Regional Transportation Improvement Program
Amendment No. 1
San Diego Region (in \$000s)**

Caltrans

MPO ID: CAL46A **RTIP #:25-01**

Project Title: Grouped Projects for Safety Improvements - SHOPP Mobility Program SANDAG ID: 1280516
 Project Description: Projects are consistent with 40 CFR Part 93.126 Exempt Tables 2 and Table 3 categories - Railroad/highway crossing, Safer non-Federal-aid system roads, Shoulder improvements, traffic control devices and operating assistance other than signalization projects, Intersection signalization projects at individual intersections, Pavement marking demonstration, Truck climbing lanes outside the urbanized area, Lighting improvements, Emergency truck pullovers
 Change Reason: Increase funding

RT:Var Capacity Status:NCI Exempt Category:Safety - Shoulder Improvements

Est Total Cost: **\$139,037**

	TOTAL	PRIOR	24/25	25/26	26/27	27/28	28/29	FUTURE	PE	RW	CON
TransNet - MC	\$721	\$148	\$573								\$721
SHOPP (AC)-Mobility	\$49,137	\$25,496		\$23,641							\$49,137
SHOPP-SB1-RMRA	\$76,701		\$4,472	\$5,533	\$54,072	\$12,624					\$76,701
SHOPP-State Cash-Mobility	\$8,278	\$1,746	\$6,532								\$8,278
STIP-RIP AC	\$4,200	\$4,200									\$4,200
TOTAL	\$139,037	\$31,590	\$11,577	\$29,174	\$54,072	\$12,624					\$139,037

PROJECT LAST AMENDED 25-00

	TOTAL	PRIOR	24/25	25/26	26/27	27/28	28/29	FUTURE	PE	RW	CON
SHOPP (AC)-Mobility	\$26,037	\$2,396		\$23,641							\$26,037
SHOPP-SB1-RMRA	\$76,701		\$4,472	\$5,533	\$54,072	\$12,624					\$76,701
SHOPP-State Cash-Mobility	\$8,278	\$1,746	\$6,532								\$8,278
TOTAL	\$111,016	\$4,142	\$11,004	\$29,174	\$54,072	\$12,624					\$111,016

**2025 Regional Transportation Improvement Program
Amendment No. 1
San Diego Region (in \$000s)**

Caltrans

MPO ID: CAL68		RTIP #:25-01
Project Title:	SR 94/125 Interchange and Arterial Operational Improvements	EA NO: 14665
Project Description:	Interchange on SR 94 at SR 94 and SR125 Milepost begins at 1 ends at 2 - In San Diego County in and near La Mesa on Route 94 from Spring Street Undercrossing to Kenwood Drive Undercrossing and on Route 125 from Spring Street Undercrossing to 0.1 mile north of Murray Drive Undercrossing. Design and Right-Of-Way of southbound 125 to eastbound SR 94 direct connector.	PPNO: 0356 RTP REF: CC108; T-3 (2021) SANDAG ID: 1212501
Change Reason:	Revise funding between fiscal years, Revise funding between phases	
RT:94	Capacity Status:CI	Exempt Category:Non-Exempt

Est Total Cost: \$135,240		Open to Traffic: Jan 2028									
	TOTAL	PRIOR	24/25	25/26	26/27	27/28	28/29	FUTURE	PE	RW	CON
TransNet - MC	\$3,914	\$3,528	\$66	\$90	\$102	\$83	\$16	\$29	\$2,373	\$1,541	
RSTP	\$6,000	\$4,000	\$2,000						\$3,373	\$2,627	
SB1 - LPP Formula	\$4,000	\$4,000								\$4,000	
STIP-RIP Augmentation	\$114,948	\$13,948		\$101,000					\$29,948		\$85,000
State Cash	\$26	\$26								\$26	
TCRP	\$6,352	\$6,352							\$5,000	\$1,352	
TOTAL	\$135,240	\$31,854	\$2,066	\$101,090	\$102	\$83	\$16	\$29	\$40,694	\$9,546	\$85,000

PROJECT LAST AMENDED 25-00											
	TOTAL	PRIOR	24/25	25/26	26/27	27/28	28/29	FUTURE	PE	RW	CON
TransNet - MC	\$3,914	\$3,528	\$66	\$90	\$102	\$83	\$16	\$29	\$2,373	\$1,541	
RSTP	\$6,000	\$4,000				\$2,000			\$1,673	\$4,327	
SB1 - LPP Formula	\$4,000	\$4,000								\$4,000	
STIP-RIP Augmentation	\$114,948	\$13,948		\$101,000					\$29,948		\$85,000
State Cash	\$26	\$26								\$26	
TCRP	\$6,352	\$6,352							\$5,000	\$1,352	
TOTAL	\$135,240	\$31,854	\$66	\$101,090	\$102	\$2,083	\$16	\$29	\$38,994	\$11,246	\$85,000

**2025 Regional Transportation Improvement Program
Amendment No. 1
San Diego Region (in \$000s)**

Caltrans

MPO ID: CAL78D								RTIP #:25-01			
Project Title:		I-805 South Soundwalls - Unit 1						EA NO: 2T260, 43018, 2T343			
Project Description:		Palomar to SR 54 - construct soundwalls (phase 1 and 2) and design Sweetwater River Bridge improvements.. Toll Credits will be used to match federal funds for the PE phase, ROW phase, and the CON phase						RTP REF: A-5 (2019) SANDAG ID: 1280515 EARMARK NO: CA643; CA604			
Change Reason:		Revise Fund Source, Revise funding between fiscal years									
RT:805	Capacity Status:	NCl		Exempt Category:		Other - Noise attenuation					
Est Total Cost: \$113,810											
	TOTAL	PRIOR	24/25	25/26	26/27	27/28	28/29	FUTURE	PE	RW	CON
TransNet - MC	\$14,388	\$9,076	\$3,062	\$571	\$1,549	\$71	\$59		\$6,111	\$549	\$7,728
TransNet - MC AC	\$0	\$1,659	\$(1,659)								
HPP Conversion	\$1,080	\$1,080									\$1,080
RSTP	\$71,993	\$70,334	\$1,659						\$14,961	\$2,402	\$54,630
TOTAL	\$87,461	\$82,149	\$3,062	\$571	\$1,549	\$71	\$59		\$21,072	\$2,951	\$63,438

* SHOPP funding for Sweetwater Bridge Construction is programmed on CAL484 - \$23.4M

PROJECT LAST AMENDED 25-00											
	TOTAL	PRIOR	24/25	25/26	26/27	27/28	28/29	FUTURE	PE	RW	CON
TransNet - MC	\$14,388	\$9,076	\$3,062	\$571	\$1,549	\$71	\$59		\$6,111	\$549	\$7,728
HPP Conversion	\$1,080	\$1,080									\$1,080
RSTP	\$71,993	\$71,993							\$14,961	\$2,402	\$54,630
TOTAL	\$87,461	\$82,149	\$3,062	\$571	\$1,549	\$71	\$59		\$21,072	\$2,951	\$63,438

MPO ID: CAL213								RTIP #:25-01			
Project Title:		Grouped Projects for the State Minor Program									
Project Description:		Projects are consistent with 40 CFR Part 93.126 Exempt Tables 2 and Table 3 - railroad/highway crossing, safer non-federal-aid system roads, shoulder improvements, traffic control devices and operating assistance other than signalization projects, intersection signalization projects at individual intersections, pavement marking demonstration, truck climbing lanes outside the urbanized area, lighting improvements, emergency truck pullovers									
Change Reason:		New Project									
	Capacity Status:	NCl		Exempt Category:		Safety - Pavement resurfacing and/or rehabilitation					
Est Total Cost: \$26,206											
	TOTAL	PRIOR	24/25	25/26	26/27	27/28	28/29	FUTURE	PE	RW	CON
SHOPP (AC)-CT Minor Pgm	\$26,206		\$26,206								\$26,206
TOTAL	\$26,206		\$26,206								\$26,206

PROJECT LAST AMENDED 14-14											
SHOPP (AC)-CT Minor Pgm	TOTAL	PRIOR	24/25	25/26	26/27	27/28	28/29	FUTURE	PE	RW	CON
	\$1,705	\$1,705									\$1,705
TOTAL	\$1,705	\$1,705									\$1,705

**2025 Regional Transportation Improvement Program
Amendment No. 1
San Diego Region (in \$000s)**

Caltrans

MPO ID: CAL277A										RTIP #:25-01	
Project Title: I-5 HOV/SR 78 Connector								SANDAG ID: 1207803			
Project Description: In Oceanside and Carlsbad, Intersection of SR 78 and I-5 - environmental studies and preliminary engineering for High-Occupancy Vehicle (HOV)/managed lanes direct connectors at SR 78 to I-5											
Change Reason: Revise funding between fiscal years											
RT:78 Capacity Status:NCI Exempt Category:Other - Engineering studies											
Est Total Cost: \$554,100											
	TOTAL	PRIOR	24/25	25/26	26/27	27/28	28/29	FUTURE	PE	RW	CON
TransNet - MC	\$16,118	\$3,197	\$4,668	\$3,846	\$1,976	\$1,198	\$657	\$576	\$16,118		
STIP State Cash-Augmn RIP	\$50,000							\$50,000	\$50,000		
TOTAL	\$66,118	\$3,197	\$4,668	\$3,846	\$1,976	\$1,198	\$657	\$50,576	\$66,118		
PROJECT LAST AMENDED 25-00											
	TOTAL	PRIOR	24/25	25/26	26/27	27/28	28/29	FUTURE	PE	RW	CON
TransNet - MC	\$16,118	\$3,197	\$4,668	\$3,846	\$1,976	\$1,198	\$657	\$576	\$16,118		
STIP State Cash-Augmn RIP	\$50,000						\$50,000		\$50,000		
TOTAL	\$66,118	\$3,197	\$4,668	\$3,846	\$1,976	\$1,198	\$50,657	\$576	\$66,118		

MPO ID: CAL278										RTIP #:25-01	
Project Title: SR78 HOV/Managed Lanes								EA NO: 2T241			
Project Description: SR 78 from I-5 to I-15 Milepost begins at 0 ends at 16.54 (16.54 miles) - environmental studies and preliminary engineering for high-occupancy vehicle/managed lanes								SANDAG ID: 1207801, 1207804			
Change Reason: Add new funding source, Revise funding between fiscal years											
RT:78 Capacity Status:NCI Exempt Category:Other - Engineering studies											
Est Total Cost: \$40,683											
	TOTAL	PRIOR	24/25	25/26	26/27	27/28	28/29	FUTURE	PE	RW	CON
TransNet - MC	\$20,559	\$2,979	\$1,600	\$10,036	\$5,944				\$20,559		
CMAQ	\$11,124							\$11,124	\$11,124		
CMAQ - Conversion	\$0		\$11,124					\$-11,124			
RSTP	\$4,000	\$4,000							\$4,000		
SB1 - LPP Formula	\$5,000		\$5,000						\$5,000		
TOTAL	\$40,683	\$6,979	\$17,724	\$10,036	\$5,944				\$40,683		
PROJECT LAST AMENDED 25-00											
	TOTAL	PRIOR	24/25	25/26	26/27	27/28	28/29	FUTURE	PE	RW	CON
TransNet - MC	\$31,683	\$2,979	\$1,600	\$10,036	\$12,987	\$3,245	\$836		\$31,683		
RSTP	\$4,000	\$4,000							\$4,000		
SB1 - LPP Formula	\$5,000		\$5,000						\$5,000		
TOTAL	\$40,683	\$6,979	\$6,600	\$10,036	\$12,987	\$3,245	\$836		\$40,683		

**2025 Regional Transportation Improvement Program
Amendment No. 1
San Diego Region (in \$000s)**

Carlsbad, City of

MPO ID: CB32		RTIP #:25-01									
Project Title:	El Camino Real Widening - Poinsettia to Camino Vida Roble								RTP REF: A-60; C-49 (2021)		
Project Description:	El Camino Real from Cassia Road to Camino Vida Roble (.5 miles) - in Carlsbad, along El Camino Real from Poinsettia Lane to Camino Vida Roble, re-stripe from Poinsettia Lane to Cinnabar Way and widen El Camino Real from Cinnabar Way to Camino Vida Roble, along the northbound/east side of the roadway to provide three travel lanes, sidewalk, and a bike lane in accordance with arterial street standards.								RAS (T2-2) TransNet - LSI: CR		
Change Reason:	Other, Revise funding between fiscal years, Changed OTT date, no change to funding, no change to scope										
Capacity Status:CI		Exempt Category:Non-Exempt									
Est Total Cost: \$4,595		Open to Traffic: Jun 2024									
	TOTAL	PRIOR	24/25	25/26	26/27	27/28	28/29	FUTURE	PE	RW	CON
TransNet - LSI Carry Over	\$3,155	\$582	\$2,573						\$582		\$2,573
Earmark Repurposing	\$1,440	\$378	\$1,062						\$378		\$1,062
TOTAL	\$4,595	\$960	\$3,635						\$960		\$3,635

* Demo ID CA366 repurposed to FHWA transfer number CAT 16-063

PROJECT LAST AMENDED 23-00											
	TOTAL	PRIOR	24/25	25/26	26/27	27/28	28/29	FUTURE	PE	RW	CON
TransNet - LSI Carry Over	\$3,155	\$3,155							\$650	\$500	\$2,005
Earmark Repurposing	\$1,440	\$1,440							\$690		\$750
TOTAL	\$4,595	\$4,595							\$1,340	\$500	\$2,755

MPO ID: CB43		RTIP #:25-01									
Project Title:	ADA Improvements								TransNet - LSI: CR		
Project Description:	Roadways in the northwest quadrant of the City of Carlsbad adjacent to public facilities including: Carlsbad Blvd, State Street, Roosevelt Street, Carlsbad Village Drive, Oak Ave., Chestnut Ave, Harding Street - in Carlsbad, construct Priority Level 1 and Priority Level 2 ADA Improvements per the City of Carlsbad Transition Plan for Public Rights-of-way										
Change Reason:	Increase funding										
Capacity Status:NCI		Exempt Category:Air Quality - Bicycle and pedestrian facilities									
Est Total Cost: \$5,623											
	TOTAL	PRIOR	24/25	25/26	26/27	27/28	28/29	FUTURE	PE	RW	CON
TransNet - LSI Carry Over	\$5,623	\$2,715	\$1,000	\$400	\$715	\$175	\$618		\$1,200		\$4,423
TOTAL	\$5,623	\$2,715	\$1,000	\$400	\$715	\$175	\$618		\$1,200		\$4,423
PROJECT LAST AMENDED 23-00											
	TOTAL	PRIOR	24/25	25/26	26/27	27/28	28/29	FUTURE	PE	RW	CON
TransNet - LSI Carry Over	\$4,935	\$3,155	\$175	\$715	\$175	\$715			\$1,185		\$3,750
TOTAL	\$4,935	\$3,155	\$175	\$715	\$175	\$715			\$1,185		\$3,750

**2025 Regional Transportation Improvement Program
Amendment No. 1
San Diego Region (in \$000s)**

Imperial Beach, City of

MPO ID: IB21		RTIP #:25-01
Project Title:	SR-75 Signal Interconnection Project	
Project Description:	SR-75 from Rainbow Drive to I-5 (2 miles) - Installation of a fiber optic traffic signal communication system (including installation of conduit, cable, radios, controllers, and related communication equipment) to improve safety and operations via optimized traffic signal timing and coordination on SR-75 from the I-5 Freeway to the Navy installations in Coronado.	
Change Reason:	Revise funding between fiscal years	
	Capacity Status:NCI Exempt Category:Other - Traffic signal synchronization projects	

Est Total Cost: **\$600**

	TOTAL	PRIOR	24/25	25/26	26/27	27/28	28/29	FUTURE	PE	RW	CON
<i>TransNet - CP</i>	\$600	\$499	\$101						\$171		\$429
TOTAL	\$600	\$499	\$101						\$171		\$429

PROJECT LAST AMENDED 23-15

	TOTAL	PRIOR	24/25	25/26	26/27	27/28	28/29	FUTURE	PE	RW	CON
<i>TransNet - CP</i>	\$600	\$303	\$297						\$171		\$429
TOTAL	\$600	\$303	\$297						\$171		\$429

Draft

**2025 Regional Transportation Improvement Program
Amendment No. 1
San Diego Region (in \$000s)**

National City, City of

MPO ID: NC03	RTIP #:25-01
Project Title: Street Resurfacing Project	EARMARK NO: CAT 16-065 <i>TransNet</i> - LSI: CR
Project Description: Various Streets in the City of National City as attached - provide roadway rehabilitation (grinding and new overlay 1 inch thick or greater) and repair of concrete sidewalks, curb and gutters at multiple locations throughout the City	
Change Reason: Increase funding	
Capacity Status:NCI	Exempt Category:Safety - Pavement resurfacing and/or rehabilitation

Est Total Cost: **\$35,405**

	TOTAL	PRIOR	24/25	25/26	26/27	27/28	28/29	FUTURE	PE	RW	CON
<i>TransNet</i> - CP	\$4,500	\$4,500									\$4,500
<i>TransNet</i> - L	\$5,313	\$5,313									\$5,313
<i>TransNet</i> - L (Cash)	\$629	\$629									\$629
<i>TransNet</i> - LSI	\$17,349	\$8,407	\$2,028	\$1,662	\$1,688	\$1,755	\$1,809				\$17,349
<i>TransNet</i> - LSI (Cash)	\$2,402	\$2,402									\$2,402
<i>TransNet</i> - LSI Carry Over	\$333	\$239	\$94								\$333
Earmark Repurposing	\$612	\$612									\$612
Local Funds	\$4,267	\$4,267									\$4,267
TOTAL	\$35,405	\$26,369	\$2,122	\$1,662	\$1,688	\$1,755	\$1,809				\$35,405

PROJECT LAST AMENDED 25-00

	TOTAL	PRIOR	24/25	25/26	26/27	27/28	28/29	FUTURE	PE	RW	CON
<i>TransNet</i> - CP	\$4,500	\$4,500									\$4,500
<i>TransNet</i> - L	\$5,313	\$5,313									\$5,313
<i>TransNet</i> - L (Cash)	\$629	\$629									\$629
<i>TransNet</i> - LSI	\$12,381	\$7,907	\$1,498	\$1,459	\$1,517						\$12,381
<i>TransNet</i> - LSI (Cash)	\$2,402	\$2,402									\$2,402
<i>TransNet</i> - LSI Carry Over	\$333	\$239	\$94								\$333
Earmark Repurposing	\$612	\$612									\$612
Local Funds	\$4,267	\$4,267									\$4,267
TOTAL	\$30,437	\$25,869	\$1,592	\$1,459	\$1,517						\$30,437

**2025 Regional Transportation Improvement Program
Amendment No. 1
San Diego Region (in \$000s)**

National City, City of

MPO ID: NC04		RTIP #:25-01
Project Title:	Traffic Signal Install/Upgrade	RAS (T2-4) <i>TransNet</i> - LSI: CR
Project Description:	National City Boulevard (1st Street to 35th Street), Plaza Boulevard (Roosevelt Avenue to Paradise Valley Road), Euclid Avenue (Division Street to Sweetwater Road), 30th Street (National City Boulevard to Euclid Avenue), Harbor Drive (Civic Center Drive to 8th Street), Highland Avenue (Division Street to 30th Street), 8th Street (Harbor Drive to Paradise Valley Road), Division Street (Highland Avenue to Harbison Avenue), DD Avenue (8th Street to 30th Street), Palm Avenue (Division Street to 18th Street), 18th Street (National City Boulevard to Euclid Avenue), 24th Street (Tidelands Avenue to Highland Avenue), Sweetwater Road (Euclid Avenue to Plaza Bonita Center Way) - install and/or upgrade traffic signal/coordination at locations identified by the City's Traffic Monitoring Program in order to reduce congestion and intersection delays; coordinate regional traffic through the Regional Arterial Management System. <i>TransNet</i> - LSI RAMS of \$8 is programmed in FY 2026, <i>TransNet</i> - LSI RAMS of \$8 is programmed in FY 2027	
Change Reason:	Reduce funding	
Capacity Status:	NCI Exempt Category: Other - Intersection signalization projects	

Est Total Cost: **\$4,494**

	TOTAL	PRIOR	24/25	25/26	26/27	27/28	28/29	FUTURE	PE	RW	CON
<i>TransNet</i> - L	\$297	\$297									\$297
<i>TransNet</i> - LSI	\$3,647	\$2,823	\$8	\$208	\$208	\$200	\$200		\$92		\$3,555
<i>TransNet</i> - LSI Carry Over	\$500	\$500									\$500
Local Funds	\$50	\$50									\$50
TOTAL	\$4,494	\$3,670	\$8	\$208	\$208	\$200	\$200		\$92		\$4,402

PROJECT LAST AMENDED 25-00

	TOTAL	PRIOR	24/25	25/26	26/27	27/28	28/29	FUTURE	PE	RW	CON
<i>TransNet</i> - L	\$297	\$297									\$297
<i>TransNet</i> - LSI	\$4,123	\$3,323	\$200	\$300	\$300				\$92		\$4,031
<i>TransNet</i> - LSI Carry Over	\$500	\$500									\$500
Local Funds	\$50	\$50									\$50
TOTAL	\$4,970	\$4,170	\$200	\$300	\$300				\$92		\$4,878

**2025 Regional Transportation Improvement Program
Amendment No. 1
San Diego Region (in \$000s)**

National City, City of

MPO ID: NC15		RTIP #:25-01
Project Title:	Citywide Safe Routes to Schools	<i>TransNet</i> - LSI: CR
Project Description:	Various locations throughout the City of National City - traffic calming and pedestrian safety/access enhancements for several schools on the eastside of the City	
Change Reason:	Increase funding, Revise funding between fiscal years	
Capacity Status:	NCI Exempt Category: Air Quality - Bicycle and pedestrian facilities	

Est Total Cost: **\$4,571**

	TOTAL	PRIOR	24/25	25/26	26/27	27/28	28/29	FUTURE	PE	RW	CON
<i>TransNet</i> - LSI	\$4,071	\$3,271		\$200	\$200	\$200	\$200		\$900		\$3,171
<i>TransNet</i> - LSI Carry Over	\$500	\$500							\$500		
TOTAL	\$4,571	\$3,771		\$200	\$200	\$200	\$200		\$1,400		\$3,171

PROJECT LAST AMENDED 25-00

	TOTAL	PRIOR	24/25	25/26	26/27	27/28	28/29	FUTURE	PE	RW	CON
<i>TransNet</i> - LSI	\$3,875	\$3,271	\$204	\$200	\$200				\$900		\$2,975
<i>TransNet</i> - LSI Carry Over	\$500	\$500							\$500		
TOTAL	\$4,375	\$3,771	\$204	\$200	\$200				\$1,400		\$2,975

Draft

**2025 Regional Transportation Improvement Program
Amendment No. 1
San Diego Region (in \$000s)**

San Diego Association of Governments

MPO ID: SAN11A		RTIP #:25-01
Project Title:	Regional Rideshare Program	SANDAG ID: 3310703, 3310704, 3310711, 3505000, 3501001
Project Description:	Countywide - component of overall regional Transportation Demand Management	
Change Reason:	Revise funding between fiscal years	
Capacity Status:NCI Exempt Category:Air Quality - Ride-sharing and van-pooling program		

Est Total Cost: **\$110,449**

	TOTAL	PRIOR	24/25	25/26	26/27	27/28	28/29	FUTURE	PE	RW	CON
CMAQ	\$108,949	\$97,032		\$2,916	\$9,000						\$108,949
Local Funds	\$1,500	\$1,500									\$1,500
TOTAL	\$110,449	\$98,532		\$2,916	\$9,000						\$110,449

PROJECT LAST AMENDED 25-00

	TOTAL	PRIOR	24/25	25/26	26/27	27/28	28/29	FUTURE	PE	RW	CON
CMAQ	\$108,949	\$83,949	\$7,000	\$9,000	\$9,000						\$108,949
Local Funds	\$1,500	\$1,500									\$1,500
TOTAL	\$110,449	\$85,449	\$7,000	\$9,000	\$9,000						\$110,449

MPO ID: SAN26B		RTIP #:25-01
Project Title:	Downtown BRT Stations	SANDAG ID: 1201509
Project Description:	Broadway corridor; Park Blvd, 11th Ave, Kettner Street and India Street - construct new and modify existing transit stations in downtown San Diego for Bus Rapid Transit (BRT) services	
Change Reason:	Increase funding	
Capacity Status:CI Exempt Category:Non-Exempt		

Est Total Cost: **\$20,882** Open to Traffic: Oct 2016

	TOTAL	PRIOR	24/25	25/26	26/27	27/28	28/29	FUTURE	PE	RW	CON
TransNet - MC	\$20,882	\$20,879	\$2						\$4,551		\$16,331
TOTAL	\$20,882	\$20,879	\$2						\$4,551		\$16,331

PROJECT LAST AMENDED 23-14

	TOTAL	PRIOR	24/25	25/26	26/27	27/28	28/29	FUTURE	PE	RW	CON
TransNet - MC	\$20,880	\$20,879							\$4,551		\$16,329
TOTAL	\$20,880	\$20,879							\$4,551		\$16,329

**2025 Regional Transportation Improvement Program
Amendment No. 1
San Diego Region (in \$000s)**

San Diego Association of Governments

MPO ID: SAN40		RTIP #:25-01
Project Title:	Metropolitan Planning	SANDAG ID:
Project Description:	Countywide - ongoing regional transportation planning as well as administrative oversight for various <i>TransNet</i> and FTA-funded programs. Toll Credits will be used to match federal funds for the PE phase	31020,33201,33203,23000,31007,35040,33107
Change Reason:	Increase funding, Revise funding between fiscal years	
Capacity Status:	NCI Exempt Category:Other - Non construction related activities	

Est Total Cost: \$86,863

	TOTAL	PRIOR	24/25	25/26	26/27	27/28	28/29	FUTURE	PE	RW	CON
<i>TransNet</i> - BPNS	\$1,007	\$933	\$73						\$1,007		
<i>TransNet</i> - MC	\$395	\$395							\$395		
<i>TransNet</i> - SGIP	\$1,085	\$908	\$178						\$1,085		
<i>TransNet</i> - SS	\$1,080	\$909	\$171						\$1,080		
CBI	\$250	\$250							\$250		
FTA 5307	\$66,021	\$59,240	\$6,781						\$66,021		
FTA 5309TOD	\$239	\$239							\$239		
FTA 5310	\$442	\$442							\$442		
ITS	\$231	\$231							\$231		
RSTP	\$991	\$991							\$991		
Local Funds	\$14,133	\$12,891	\$1,242						\$14,133		
TDA	\$989	\$492	\$497						\$989		
TOTAL	\$86,863	\$77,921	\$8,942						\$86,863		

PROJECT LAST AMENDED 23-11

	TOTAL	PRIOR	24/25	25/26	26/27	27/28	28/29	FUTURE	PE	RW	CON
<i>TransNet</i> - BPNS	\$1,007	\$851	\$155						\$1,007		
<i>TransNet</i> - MC	\$395	\$395							\$395		
<i>TransNet</i> - SGIP	\$1,085	\$825	\$260						\$1,085		
<i>TransNet</i> - SS	\$909	\$809	\$100						\$909		
CBI	\$250	\$250							\$250		
FTA 5307	\$66,021	\$52,459	\$6,781	\$6,781					\$66,021		
FTA 5309TOD	\$239	\$239							\$239		
FTA 5310	\$442	\$442							\$442		
ITS	\$231	\$231							\$231		
RSTP	\$991	\$991							\$991		
Local Funds	\$14,133	\$11,649	\$1,242	\$1,242					\$14,133		
TDA	\$989	\$213	\$279	\$497					\$989		
TOTAL	\$86,692	\$69,354	\$8,817	\$8,520					\$86,692		

**2025 Regional Transportation Improvement Program
Amendment No. 1
San Diego Region (in \$000s)**

San Diego Association of Governments

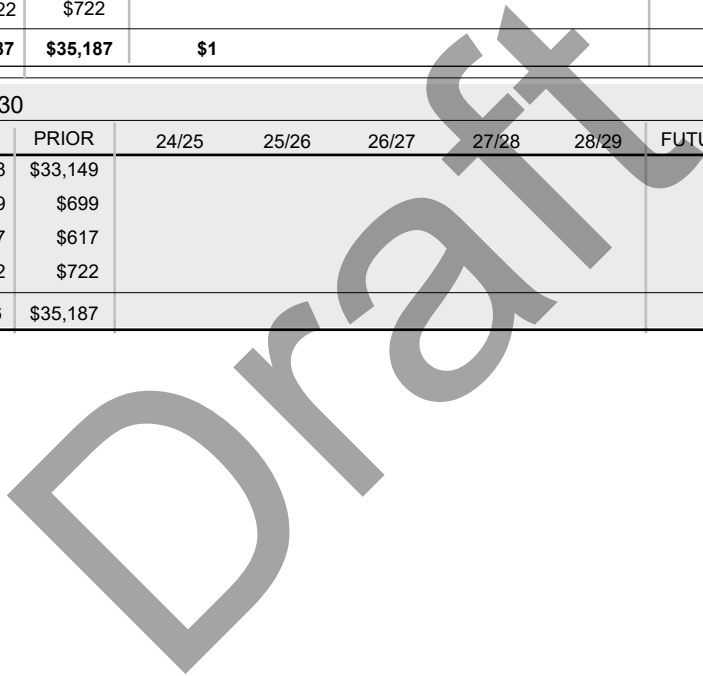
MPO ID: SAN46		RTIP #:25-01
Project Title:	Super Loop	SANDAG ID: 1041502
Project Description:	In University City along Voigt Drive, Genesee Avenue, Nobel Drive, Gilman Drive, and Executive Drive - new Rapid bus service, traffic signal priority measures, signalized intersections, street modifications, rapid bus vehicles, and enhanced transit stops	
Change Reason:	Increase funding	
Capacity Status:	CI	Exempt Category:Non-Exempt

Est Total Cost: **\$35,187**

	TOTAL	PRIOR	24/25	25/26	26/27	27/28	28/29	FUTURE	PE	RW	CON
TransNet - MC	\$33,149	\$33,149	\$1						\$9,930	\$595	\$22,624
TransNet - Transit	\$699	\$699							\$699		
FTA 5309 (NS)	\$617	\$617							\$617		
Local Funds	\$722	\$722									\$722
TOTAL	\$35,187	\$35,187	\$1						\$11,246	\$595	\$23,346

PROJECT LAST AMENDED 23-30

	TOTAL	PRIOR	24/25	25/26	26/27	27/28	28/29	FUTURE	PE	RW	CON
TransNet - MC	\$33,148	\$33,149							\$9,930	\$595	\$22,623
TransNet - Transit	\$699	\$699							\$699		
FTA 5309 (NS)	\$617	\$617							\$617		
Local Funds	\$722	\$722									\$722
TOTAL	\$35,186	\$35,187							\$11,246	\$595	\$23,345



**2025 Regional Transportation Improvement Program
Amendment No. 1
San Diego Region (in \$000s)**

San Diego Association of Governments

MPO ID: SAN114		RTIP #:25-01
Project Title:	Grouped Projects for Rehabilitation or Reconstruction of Track Structures, Track, and Trackbed in Existing Rights-of-Way: Coastal Rail Corridor	SANDAG ID: 1239805, 1239810, 1239813, 1239813, 1239822, 1239824, 1239814, 1239815, 1239816, 1239819, 1239821
Project Description:	Projects are consistent with 40 CFR Parts 93.126 and 93.127 Exempt Tables 2 and 3 categories: rehabilitation or reconstruction of track structures, track, and trackbed in existing right-of-way (non-capacity increasing)- from Oceanside to San Diego along the Coastal Rail Corridor; design track improvements	
Change Reason:	Increase funding	
Capacity Status:NCI		Exempt Category:Mass Transit - Track rehabilitation in existing right of way

Est Total Cost: \$630,208											
	TOTAL	PRIOR	24/25	25/26	26/27	27/28	28/29	FUTURE	PE	RW	CON
TransNet - MC	\$72,485	\$48,619	\$2,210	\$1,949	\$11,996	\$4,514	\$2,584	\$614			\$72,485
CMAQ	\$76,754	\$76,754									\$76,754
FTA 5307	\$24,266	\$18,002	\$6,264								\$24,266
FTA 5339	\$2,600	\$2,600									\$2,600
Fed Rail Admin (FRA-PRIA)	\$7,085	\$7,085									\$7,085
FederalDisc.-CPF-TransInfra	\$54,893	\$1,000			\$53,893						\$54,893
RSTP	\$28,136	\$28,136									\$28,136
CAP-TRADE	\$4,617	\$4,617									\$4,617
Coastal Conservancy	\$103,300	\$103,300									\$103,300
SB1 - LPP Formula	\$4,831	\$4,831									\$4,831
SB1 - TCEP	\$30,528	\$30,528									\$30,528
SB1 - TIRCP	\$100,200	\$200	\$100,000								\$100,200
SB125 - TIRCP	\$36,397			\$36,397							\$36,397
STIP State Cash-Augmn RIP	\$82,800				\$20,800	\$62,000					\$82,800
Local Funds	\$1,316	\$1,316									\$1,316
TOTAL	\$630,208	\$326,988	\$108,474	\$38,346	\$86,689	\$66,514	\$2,584	\$614			\$630,208

PROJECT LAST AMENDED 25-00											
	TOTAL	PRIOR	24/25	25/26	26/27	27/28	28/29	FUTURE	PE	RW	CON
TransNet - MC	\$59,014	\$35,160	\$2,196	\$1,949	\$11,996	\$4,514	\$2,584	\$614			\$59,014
CMAQ	\$17,600	\$17,600									\$17,600
FTA 5307	\$19,320	\$13,056	\$6,264								\$19,320
FTA 5339	\$2,600	\$2,600									\$2,600
Fed Rail Admin (FRA-PRIA)	\$7,085	\$7,085									\$7,085
Federal Disc.-CPF-TransInfra	\$53,893				\$53,893						\$53,893
RSTP	\$10,136	\$10,136									\$10,136
CAP-TRADE	\$4,617	\$4,617									\$4,617
Coastal Conservancy	\$103,300	\$103,300									\$103,300
SB1 - LPP Formula	\$4,831	\$4,831									\$4,831
SB1 - TCEP	\$30,528	\$30,528									\$30,528
SB1 - TIRCP	\$100,200	\$200	\$100,000								\$100,200
SB125 - TIRCP	\$36,397			\$36,397							\$36,397
STIP State Cash-Augmn RIP	\$82,800				\$20,800	\$62,000					\$82,800
Local Funds	\$1,316	\$1,316									\$1,316
TOTAL	\$533,637	\$230,429	\$108,460	\$38,346	\$86,689	\$66,514	\$2,584	\$614			\$533,637

**2025 Regional Transportation Improvement Program
Amendment No. 1
San Diego Region (in \$000s)**

San Diego Association of Governments

MPO ID: SAN147		RTIP #:25-01
Project Title:	Grouped Projects for Bicycle and Pedestrian Facilities - Bayshore Bikeway	SANDAG ID: 1223055, 1223096, 1223056
Project Description:	Projects are consistent with 40 CFR Part 93.126 Exempt Tables 2 and Table 3 categories - Bicycle and pedestrian facilities (both motorized and Non-motorized)	
Change Reason:	Reduce funding	
Capacity Status:	NCI	
Exempt Category:	Air Quality - Bicycle and pedestrian facilities	

Est Total Cost: \$80,855

	TOTAL	PRIOR	24/25	25/26	26/27	27/28	28/29	FUTURE	PE	RW	CON
TransNet - BPNS	\$20,892	\$16,129	\$2,351	\$2,009	\$378	\$25					\$20,892
CRP	\$6,501	\$3,543		\$2,958							\$6,501
CRRSAA	\$10,895	\$10,895									\$10,895
Federal Disc.-CPF-HwyInfra	\$5,650	\$5,650									\$5,650
RSTP	\$11,683	\$11,683									\$11,683
ATP - R	\$21,509	\$21,509									\$21,509
Coastal Conservancy	\$350	\$350									\$350
Local Funds	\$711	\$10	\$701								\$711
TDA - Bicycles	\$2,664	\$2,664									\$2,664
TOTAL	\$80,855	\$72,433	\$3,052	\$4,967	\$378	\$25					\$80,855

PROJECT LAST AMENDED 25-00

	TOTAL	PRIOR	24/25	25/26	26/27	27/28	28/29	FUTURE	PE	RW	CON
TransNet - BPNS	\$20,392	\$16,129	\$2,351	\$1,509	\$378	\$25					\$20,392
CRP	\$5,425	\$3,543		\$1,882							\$5,425
CRRSAA	\$10,895	\$10,895									\$10,895
Federal Disc.-CPF-HwyInfra	\$5,650	\$5,650									\$5,650
RSTP	\$11,683	\$11,683									\$11,683
ATP - R	\$21,509	\$21,509									\$21,509
Coastal Conservancy	\$350	\$350									\$350
SB1 - LPP Formula	\$1,576		\$1,576								\$1,576
Local Funds	\$711	\$10	\$701								\$711
TDA - Bicycles	\$2,664	\$2,664									\$2,664
TOTAL	\$80,855	\$72,433	\$4,628	\$3,391	\$378	\$25					\$80,855

**2025 Regional Transportation Improvement Program
Amendment No. 1
San Diego Region (in \$000s)**

San Diego Association of Governments

MPO ID: SAN148	RTIP #:25-01
Project Title: Grouped Projects for Bicycle and Pedestrian Facilities - Coastal Rail Trail	SANDAG ID: 1223016, 1223017, 3301100
Project Description: Projects are consistent with 40 CFR Part 93.126 Exempt Table 2 categories - bicycle and pedestrian facilities (both motorized and non-motorized)	
Change Reason: Revise funding between fiscal years	
Capacity Status:NCI Exempt Category:Air Quality - Bicycle and pedestrian facilities	

Est Total Cost: **\$46,457**

	TOTAL	PRIOR	24/25	25/26	26/27	27/28	28/29	FUTURE	PE	RW	CON
TransNet - BPNS	\$31,220	\$31,153	\$36	\$31							\$31,220
CRP	\$238							\$238			\$238
ATP - R	\$1,025	\$1,025									\$1,025
STIP-RIP Augmentation	\$9,000			\$9,000							\$9,000
STIP-RIP STP TE	\$587	\$587									\$587
STIP-RIP State Cash	\$47	\$47									\$47
Local Funds	\$219	\$219									\$219
TDA - Bicycles	\$4,121	\$4,121									\$4,121
TOTAL	\$46,457	\$37,152	\$36	\$9,031				\$238			\$46,457

PROJECT LAST AMENDED 25-00

	TOTAL	PRIOR	24/25	25/26	26/27	27/28	28/29	FUTURE	PE	RW	CON
TransNet - BPNS	\$31,220	\$31,153	\$36	\$31							\$31,220
CRP	\$238		\$238								\$238
ATP - R	\$1,025	\$1,025									\$1,025
STIP-RIP Augmentation	\$9,000			\$9,000							\$9,000
STIP-RIP STP TE	\$587	\$587									\$587
STIP-RIP State Cash	\$47	\$47									\$47
Local Funds	\$219	\$219									\$219
TDA - Bicycles	\$4,121	\$4,121									\$4,121
TOTAL	\$46,457	\$37,152	\$274	\$9,031							\$46,457

**2025 Regional Transportation Improvement Program
Amendment No. 1
San Diego Region (in \$000s)**

San Diego Association of Governments

MPO ID: SAN153		RTIP #:25-01
Project Title:	The Inland Rail Trail	PPNO: 7421W
Project Description:	On and along the North County Transit District rail corridor from North Melrose Drive in Oceanside to North Pacific Street in San Marcos - environmental clearance for 7.0 miles of new bike path. Construction of 4.0 miles of new bike path; and final design and construct one new mile of Class I bike path (Phase 3). Construction is funded through phase 3 (3.0 miles in Vista). Phase 4 (Oceanside) will be constructed when funding is identified.. Toll Credits will be used to match federal funds for the CON phase	RTP REF: AT003 (2021) SANDAG ID: 1223023, 1223094, 1223095 EARMARK NO: CA832
Change Reason:	Reduce funding	
Capacity Status:NCI Exempt Category:Air Quality - Bicycle and pedestrian facilities		

Est Total Cost: **\$94,193**

	TOTAL	PRIOR	24/25	25/26	26/27	27/28	28/29	FUTURE	PE	RW	CON
TransNet - BPNS	\$25,464	\$22,851	\$793	\$1,099	\$721				\$10,178	\$1,880	\$13,406
CRP	\$3,882	\$3,882									\$3,882
Earmark Repurposing	\$92	\$92									\$92
RSTP	\$6,940	\$6,940									\$6,940
ATP - R	\$17,660	\$6,509	\$330	\$10,821					\$1,236		\$16,424
SB1 - LPP Formula	\$7,126	\$6,201	\$925								\$7,126
STIP-RIP AC	\$16,322	\$16,322									\$16,322
STIP-RIP STP TE	\$1,414	\$1,414							\$1,414		
STIP-RIP State Cash	\$2,298	\$2,298							\$183		\$2,115
Local Funds	\$2,541	\$2,541							\$2,541		
TDA - Bicycles	\$10,454	\$10,454							\$2,025		\$8,429
TOTAL	\$94,193	\$79,504	\$2,048	\$11,920	\$721				\$17,577	\$1,880	\$74,736

PROJECT LAST AMENDED 25-00

	TOTAL	PRIOR	24/25	25/26	26/27	27/28	28/29	FUTURE	PE	RW	CON
TransNet - BPNS	\$25,464	\$22,851	\$793	\$1,099	\$721				\$10,178	\$1,880	\$13,406
CRP	\$4,394	\$3,882				\$512					\$4,394
Earmark Repurposing	\$92	\$92									\$92
RSTP	\$9,640	\$6,940				\$2,700					\$9,640
ATP - R	\$17,660	\$6,509	\$330	\$10,821					\$1,236		\$16,424
SB1 - LPP Formula	\$7,126	\$6,201	\$925								\$7,126
STIP-RIP AC	\$16,322	\$16,322									\$16,322
STIP-RIP STP TE	\$1,414	\$1,414							\$1,414		
STIP-RIP State Cash	\$2,298	\$2,298							\$183		\$2,115
Local Funds	\$2,541	\$2,541							\$2,541		
TDA - Bicycles	\$10,454	\$10,454							\$2,025		\$8,429
TOTAL	\$97,405	\$79,504	\$2,048	\$11,920	\$721	\$3,212			\$17,577	\$1,880	\$77,948

**2025 Regional Transportation Improvement Program
Amendment No. 1
San Diego Region (in \$000s)**

San Diego Association of Governments

MPO ID: SAN163	RTIP #:25-01
Project Title: Los Penasquitos Lagoon Bridge Replacement	SANDAG ID: 1145000
Project Description: Bridges 246.1, 246.9, 247.1, and 247.7 in the Los Penasquitos Lagoon. - replace three aging timber trestle railway bridges in order to maintain compliance with Federal Railroad Administration (FRA) standards and support intercity, commuter and freight rail services in the second busiest rail corridor in the nation	
Change Reason: Reduce funding	
Capacity Status: NCI Exempt Category: Mass Transit - Reconstruction or renovation of transit structures	

Est Total Cost: **\$45,394**

	TOTAL	PRIOR	24/25	25/26	26/27	27/28	28/29	FUTURE	PE	RW	CON
TransNet - MC	\$4,756	\$4,755	\$1								\$4,756
FTA 5307	\$12,672	\$12,672									\$12,672
TIGER13	\$14,000	\$14,000									\$14,000
STA	\$3,049	\$3,049									\$3,049
TDA	\$10,917	\$10,917									\$10,917
TOTAL	\$45,394	\$45,393	\$1								\$45,394

PROJECT LAST AMENDED 23-30

	TOTAL	PRIOR	24/25	25/26	26/27	27/28	28/29	FUTURE	PE	RW	CON
TransNet - MC	\$5,366	\$5,366									\$5,366
FTA 5307	\$12,672	\$12,672									\$12,672
TIGER13	\$14,000	\$14,000									\$14,000
STA	\$3,049	\$3,049									\$3,049
TDA	\$10,917	\$10,917									\$10,917
TOTAL	\$46,004	\$46,004									\$46,004

**2025 Regional Transportation Improvement Program
Amendment No. 1
San Diego Region (in \$000s)**

San Diego Association of Governments

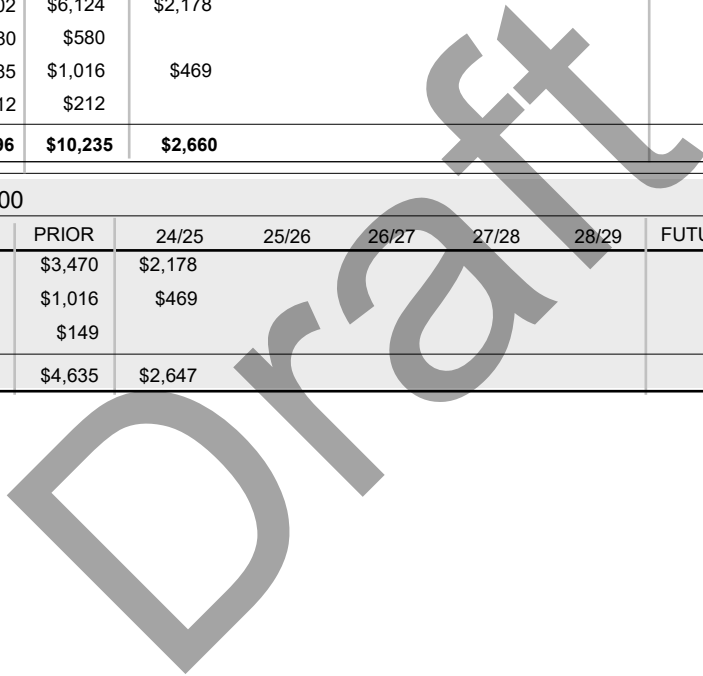
MPO ID: SAN214		RTIP #:25-01
Project Title:	Grouped Projects for Capital Purchase - FTA Section 5310 Enhanced Mobility of Seniors and Individuals with Disabilities	SANDAG ID: 1271900, 3321400, 3321400
Project Description:	Projects are consistent with 40 CFR Part 93.126 Exempt Table 2 categories: purchase of new buses and rail cars to replace existing vehicles or for minor expansions of the fleet - purchase of vehicles and various capital equipment for the provision of transit service	
Change Reason:	Increase funding	
	Capacity Status:NCI	Exempt Category:Mass Transit - Purchase new buses and rail cars to replace existing vehicles or minor expansions of fleet

Est Total Cost: **\$12,896**

	TOTAL	PRIOR	24/25	25/26	26/27	27/28	28/29	FUTURE	PE	RW	CON
TransNet - SS	\$2,317	\$2,303	\$13								\$2,317
FTA 5310	\$8,302	\$6,124	\$2,178								\$8,302
FTA 5317 - NF	\$580	\$580									\$580
Local Funds	\$1,485	\$1,016	\$469								\$1,485
TDA	\$212	\$212									\$212
TOTAL	\$12,896	\$10,235	\$2,660								\$12,896

PROJECT LAST AMENDED 25-00

	TOTAL	PRIOR	24/25	25/26	26/27	27/28	28/29	FUTURE	PE	RW	CON
FTA 5310	\$5,648	\$3,470	\$2,178								\$5,648
Local Funds	\$1,485	\$1,016	\$469								\$1,485
TDA	\$149	\$149									\$149
TOTAL	\$7,282	\$4,635	\$2,647								\$7,282



**2025 Regional Transportation Improvement Program
Amendment No. 1
San Diego Region (in \$000s)**

San Diego Association of Governments

MPO ID: SAN227		RTIP #:25-01
Project Title:	Grouped Projects for Bicycle and Pedestrian Facilities - North Park/Mid-City Bikeways	SANDAG ID: 1223020, 1223079, 1223081, 1223082, 1223087
Project Description:	Projects are consistent with 40 CFR Part 93.126 Exempt Tables 2 and Table 3 categories - Bicycle and pedestrian facilities (both motorized and Non-motorized)	
Change Reason:	Revise Lump Sum List - No Change To Programming	
Capacity Status:NCI		Exempt Category:Air Quality - Bicycle and pedestrian facilities

Est Total Cost: **\$92,111**

	TOTAL	PRIOR	24/25	25/26	26/27	27/28	28/29	FUTURE	PE	RW	CON
TransNet - BPNS	\$36,637	\$34,265	\$1,580	\$544	\$144	\$80	\$24				\$36,637
CRP	\$6,100		\$5,600	\$500							\$6,100
RSTP	\$8,590	\$3,182	\$5,408								\$8,590
ATP - R	\$26,187	\$20,474	\$5,713								\$26,187
SB1 - LPP Formula	\$2,000		\$2,000								\$2,000
SB1 - TIRCP	\$9,990	\$9,990									\$9,990
TDA - Bicycles	\$2,607	\$2,607									\$2,607
TOTAL	\$92,111	\$70,518	\$20,301	\$1,044	\$144	\$80	\$24				\$92,111

PROJECT LAST AMENDED 25-00

	TOTAL	PRIOR	24/25	25/26	26/27	27/28	28/29	FUTURE	PE	RW	CON
TransNet - BPNS	\$37,137	\$34,710	\$1,492	\$587	\$348						\$37,137
CRP	\$5,600		\$5,600								\$5,600
RSTP	\$8,590	\$3,182	\$5,408								\$8,590
ATP - R	\$26,187	\$20,474	\$5,713								\$26,187
SB1 - LPP Formula	\$2,000		\$2,000								\$2,000
SB1 - TIRCP	\$9,990	\$9,990									\$9,990
TDA - Bicycles	\$2,607	\$2,607									\$2,607
TOTAL	\$92,111	\$70,963	\$20,213	\$587	\$348						\$92,111

**2025 Regional Transportation Improvement Program
Amendment No. 1
San Diego Region (in \$000s)**

San Diego Association of Governments

MPO ID: SAN265			RTIP #:25-01								
Project Title: Flexible Fleet Pilots			SANDAG ID: 3501000								
Project Description: In key employment centers in the San Diego Region - plan, deploy, operate, and monitor flexible fleet pilot projects aimed to test new shared mobility services enabled by new technologies. Pilot areas will be identified that are an optimal testing environment for flexible fleet services, and different options such as microtransit and ridehailing will be considered. Toll Credits will be used to match federal funds for the CON phase											
Change Reason: Revise funding between fiscal years, Other, Including project for information only											
Capacity Status:NCI Exempt Category:Air Quality - Ride-sharing and van-pooling program											
Est Total Cost: \$9,736											
	TOTAL	PRIOR	24/25	25/26	26/27	27/28	28/29	FUTURE	PE	RW	CON
RSTP	\$9,736	\$9,736									\$9,736
TOTAL	\$9,736	\$9,736									\$9,736
PROJECT LAST AMENDED 25-00											
	TOTAL	PRIOR	24/25	25/26	26/27	27/28	28/29	FUTURE	PE	RW	CON
RSTP	\$9,736	\$9,077	\$659								\$9,736
TOTAL	\$9,736	\$9,077	\$659								\$9,736

MPO ID: SAN285			RTIP #:25-01								
Project Title: Blue Line and San Ysidro Mobility Hub			SANDAG ID: 3322300, 3322301								
Project Description: San Ysidro Trolley Station to 12th and Imperial - Study analyze the feasibility of implementing a Blue Line Express service between San Ysidro and Downtown San Diego as as well as to advance implementation of the future San Ysidro Mobility Hub per the Regional Mobility Hub Strategy and the 2021 Regional Plan.. Toll Credits will be used to match federal funds for the PE phase											
Change Reason: Reduce funding											
Capacity Status:NCI Exempt Category:Other - Engineering studies											
Est Total Cost: \$4,777											
	TOTAL	PRIOR	24/25	25/26	26/27	27/28	28/29	FUTURE	PE	RW	CON
FTA 5309TOD	\$405	\$405							\$405		
FTA AOPP	\$785		\$785						\$785		
RSTP	\$2,717	\$2,717							\$2,717		
Local Funds	\$870	\$870							\$870		
TOTAL	\$4,777	\$3,992	\$785						\$4,777		
PROJECT LAST AMENDED 23-30											
	TOTAL	PRIOR	24/25	25/26	26/27	27/28	28/29	FUTURE	PE	RW	CON
FTA 5309TOD	\$405	\$405							\$405		
RSTP	\$2,717	\$2,717							\$2,717		
Local Funds	\$1,899	\$659	\$1,240						\$1,899		
TOTAL	\$5,021	\$3,781	\$1,240						\$5,021		

**2025 Regional Transportation Improvement Program
Amendment No. 1
San Diego Region (in \$000s)**

San Diego Association of Governments

MPO ID: SAN289		RTIP #:25-01
Project Title:	San Dieguito to Sorrento Valley Double-Track	SANDAG ID: 1239823
Project Description:	Near tracks in Del Mar - Completion of Project Approval and Environmental Document (PA&ED) phase re-aligning the LOSSAN rail corridor away from the Del Mar Bluffs with a double track system, and the advancement of the design and right-of-way phases.	
Change Reason:	Revise funding between fiscal years	
	Capacity Status:NCI	Exempt Category:Safety - Hazard elimination program

Est Total Cost: **\$302,718**

	TOTAL	PRIOR	24/25	25/26	26/27	27/28	28/29	FUTURE	PE	RW	CON
TransNet - MC	\$2,718	\$211	\$780	\$550	\$947	\$230			\$211	\$650	\$1,857
CAP-TRADE	\$300,000	\$152,000	\$148,000						\$152,000		\$148,000
TOTAL	\$302,718	\$152,211	\$148,780	\$550	\$947	\$230			\$152,211	\$650	\$149,857

PROJECT LAST AMENDED 25-00

	TOTAL	PRIOR	24/25	25/26	26/27	27/28	28/29	FUTURE	PE	RW	CON
TransNet - MC	\$2,718	\$211	\$650	\$550	\$947	\$360			\$211	\$650	\$1,857
CAP-TRADE	\$300,000	\$152,000	\$148,000						\$152,000		\$148,000
TOTAL	\$302,718	\$152,211	\$148,650	\$550	\$947	\$360			\$152,211	\$650	\$149,857

Draft

**2025 Regional Transportation Improvement Program
Amendment No. 1
San Diego Region (in \$000s)**

San Diego, City of

MPO ID: SD34	RTIP #:25-01
Project Title: El Camino Real	RAS (M - 46) TransNet - LSI: CR
Project Description: Bridge 57C0042 - In San Diego on El Camino Real from San Dieguito Road to Via de la Valle - reconstruct & widen from 2 to 4 lanes and extend transition lane and additional grading to avoid biological impacts (CIP 52-479.0/S-00856)	
Change Reason: Revise funding between fiscal years	
Capacity Status: CI	Exempt Category: Non-Exempt

Est Total Cost: **\$65,973** Open to Traffic: Jul 2025

	TOTAL	PRIOR	24/25	25/26	26/27	27/28	28/29	FUTURE	PE	RW	CON
TransNet - LSI	\$491	\$491							\$491		
TransNet - LSI Carry Over	\$334	\$334							\$334		
HBP	\$36,220	\$3,420		\$32,800					\$1,420	\$2,000	\$32,800
HBRR	\$1,700	\$1,700							\$1,700		
RSTP	\$2,560	\$2,560							\$2,560		
Local Funds	\$23,668	\$19,418		\$4,250					\$1,955	\$2,165	\$19,548
Local Funds AC	\$0										
Local RTCIP	\$1,000	\$1,000									\$1,000
TOTAL	\$65,973	\$28,923		\$37,050					\$8,460	\$4,165	\$53,348

PROJECT LAST AMENDED 25-00

	TOTAL	PRIOR	24/25	25/26	26/27	27/28	28/29	FUTURE	PE	RW	CON
TransNet - LSI	\$491	\$491							\$491		
TransNet - LSI Carry Over	\$334	\$334							\$334		
HBP	\$36,220	\$3,420		\$32,800					\$1,420	\$2,000	\$32,800
HBRR	\$1,700	\$1,700							\$1,700		
RSTP	\$2,560	\$2,560							\$2,560		
Local Funds	\$23,668	\$19,418	\$4,250						\$1,955	\$2,165	\$19,548
Local Funds AC	\$0										
Local RTCIP	\$1,000	\$1,000									\$1,000
TOTAL	\$65,973	\$28,923	\$4,250		\$32,800				\$8,460	\$4,165	\$53,348

**2025 Regional Transportation Improvement Program
Amendment No. 1
San Diego Region (in \$000s)**

San Diego, City of

MPO ID: SD70	RTIP #:25-01
Project Title: West Mission Bay Drive Bridge over San Diego River	RAS (M - 41) TransNet - LSI: CR
Project Description: West Mission Bay Drive bridge over San Diego River - In San Diego, this project provides for replacing the existing four-lane West Mission Bay Drive bridge with a six-lane bridge, sidewalk, bike lanes, and shoulder improvements. (CIP #52-643/S00871).	
Change Reason: Reduce funding	
Capacity Status: CI	Exempt Category: Non-Exempt

Est Total Cost: **\$151,754** Open to Traffic: Jun 2023

	TOTAL	PRIOR	24/25	25/26	26/27	27/28	28/29	FUTURE	PE	RW	CON
TransNet - L	\$650	\$650							\$650		
TransNet - LSI	\$1,228	\$1,228							\$100		\$1,128
TransNet - LSI Carry Over	\$2,987	\$2,987							\$140	\$494	\$2,353
HBP	\$88,215	\$88,215							\$4,720	\$1,815	\$81,680
HBRR	\$2,600	\$2,600							\$2,600		
Other Fed - HIP	\$32,792	\$32,792									\$32,792
Local Funds	\$10,444	\$10,443	\$1						\$1,040	\$62	\$9,342
Local RTCIP	\$12,838	\$12,838									\$12,838
TOTAL	\$151,754	\$151,753	\$1						\$9,250	\$2,371	\$140,133

PROJECT LAST AMENDED 25-00

	TOTAL	PRIOR	24/25	25/26	26/27	27/28	28/29	FUTURE	PE	RW	CON
TransNet - L	\$650	\$650							\$650		
TransNet - LSI	\$1,228	\$1,228							\$100		\$1,128
TransNet - LSI Carry Over	\$3,647	\$2,987	\$660						\$140	\$494	\$3,013
HBP	\$88,215	\$88,215							\$4,720	\$1,815	\$81,680
HBRR	\$2,600	\$2,600							\$2,600		
Other Fed - HIP	\$32,792	\$32,792									\$32,792
Local Funds	\$10,444	\$10,443	\$1						\$1,040	\$62	\$9,342
Local RTCIP	\$12,838	\$12,838									\$12,838
TOTAL	\$152,414	\$151,753	\$661						\$9,250	\$2,371	\$140,793

**2025 Regional Transportation Improvement Program
Amendment No. 1
San Diego Region (in \$000s)**

San Diego, City of

MPO ID: SD96	RTIP #:25-01
Project Title: Street Resurfacing and Reconstruction Citywide	TransNet - LSI: CR
Project Description: Citywide - This provides for roadway resurfacing, repair, and reconstruction including the repair and reconstruction of concrete streets greater than 1 inch on city streets (CIP # AID00005 and S23006)	
Change Reason: Increase funding	
Capacity Status: NCI	Exempt Category: Safety - Pavement resurfacing and/or rehabilitation

Est Total Cost: \$163,283											
	TOTAL	PRIOR	24/25	25/26	26/27	27/28	28/29	FUTURE	PE	RW	CON
TransNet - L	\$4,000	\$4,000									\$4,000
TransNet - L (Cash)	\$149	\$149									\$149
TransNet - LSI	\$121,712	\$42,731	\$16,118	\$14,126	\$15,309	\$16,270	\$17,157				\$121,712
TransNet - LSI (Cash)	\$1,340	\$1,340									\$1,340
TransNet - LSI Carry Over	\$18,835	\$9,118	\$9,716								\$18,835
Local Funds	\$17,247	\$17,247									\$17,247
TOTAL	\$163,283	\$74,585	\$25,834	\$14,126	\$15,309	\$16,270	\$17,157				\$163,283

PROJECT LAST AMENDED 25-00											
	TOTAL	PRIOR	24/25	25/26	26/27	27/28	28/29	FUTURE	PE	RW	CON
TransNet - L	\$4,000	\$4,000									\$4,000
TransNet - L (Cash)	\$149	\$149									\$149
TransNet - LSI	\$121,712	\$42,731	\$16,118	\$14,126	\$15,309	\$16,270	\$17,157				\$121,712
TransNet - LSI (Cash)	\$1,340	\$1,340									\$1,340
TransNet - LSI Carry Over	\$18,175	\$9,118	\$9,056								\$18,175
Local Funds	\$17,247	\$17,247									\$17,247
TOTAL	\$162,623	\$74,585	\$25,174	\$14,126	\$15,309	\$16,270	\$17,157				\$162,623

**2025 Regional Transportation Improvement Program
Amendment No. 1
San Diego Region (in \$000s)**

San Diego, City of

MPO ID: SD166	RTIP #:25-01
Project Title: Bicycle Facilities	EARMARK NO: 317/90
Project Description: Citywide including:El Camino Real/State Route 56 Bike Path Connector (S00981); SR56 Bike Interchanges (S00955) Downtown Bicycle Loop; Bikeway Striping Improvements Citywide (AIA00001)including Cycle Tracks - Throughout the City of San Diego, installation of bike facilities including Class I, Class II, Class III, and Class IV bike facilities that are capital in nature (CIP AIA00001) as well as non-capital work related to Bicycle Facilities (various internal orders).	TransNet - LSI: CR
Change Reason: Revise funding between fiscal years	

Capacity Status:NCI Exempt Category:Air Quality - Bicycle and pedestrian facilities

Est Total Cost: **\$48,925**

	TOTAL	PRIOR	24/25	25/26	26/27	27/28	28/29	FUTURE	PE	RW	CON
TransNet - L	\$15	\$15									\$15
TransNet - L (Cash)	\$136	\$136									\$136
TransNet - LSI	\$37,902	\$5,879	\$1,823	\$7,550	\$7,550	\$7,550	\$7,550		\$15		\$37,887
TransNet - LSI Carry Over	\$7,068	\$4,163	\$2,904						\$241		\$6,827
FederalDisc.-CPF-HwyInfra	\$3,144			\$3,144							\$3,144
HPP	\$360	\$360							\$53		\$307
Local Funds	\$300	\$300									\$300
TOTAL	\$48,925	\$10,853	\$4,727	\$10,694	\$7,550	\$7,550	\$7,550		\$309		\$48,616

PROJECT LAST AMENDED 25-00

	TOTAL	PRIOR	24/25	25/26	26/27	27/28	28/29	FUTURE	PE	RW	CON
TransNet - L	\$15	\$15									\$15
TransNet - L (Cash)	\$136	\$136									\$136
TransNet - LSI	\$37,902	\$5,879	\$1,823	\$7,550	\$7,550	\$7,550	\$7,550		\$15		\$37,887
TransNet - LSI Carry Over	\$7,068	\$4,163	\$2,904						\$241		\$6,827
FederalDisc.-CPF-HwyInfra	\$3,144		\$3,144								\$3,144
HPP	\$360	\$360							\$53		\$307
Local Funds	\$300	\$300									\$300
TOTAL	\$48,925	\$10,853	\$7,871	\$7,550	\$7,550	\$7,550	\$7,550		\$309		\$48,616

**2025 Regional Transportation Improvement Program
Amendment No. 1
San Diego Region (in \$000s)**

San Diego, City of

MPO ID: SD190 RTIP #:25-01

Project Title: Palm Avenue/Interstate 805 Interchange RAS (T2-10)

Project Description: On Palm Avenue at Interstate 805; - In San Diego, this project provides for improving the Palm Avenue/Interstate 805 Interchange in three phases. The first phase has been completed which included restriping of travel lanes and signal modification. The second phase consists of environmental determination and design of the project, construction repairs to the bridge approaches and abutments; bridge widening to the south, installation of sidewalk and signals; restriping; and signage modifications. The second phase will also add a Class IV bicycle facility along Palm Avenue within the project's limits. The third phase, which will be completed in a separate project once funding is identified, consists of construction of the bridge widening to the north, relocation of north bound on/off ramps and widening of the two on-ramps. All phases of the project improvements are included in the Otay Mesa Public Facility Financing Plan (Projects T1.1, 1.2, 1.3, and 1.4). (CIP 52-640.0/ S-00869).

Change Reason: Revise funding between fiscal years

Capacity Status: CI Exempt Category: Non-Exempt

Est Total Cost: \$44,115	Open to Traffic: Phase 1: Jun 2008		Phase 2: Mar 2026		Phase 3: Aug 2032						
	TOTAL	PRIOR	24/25	25/26	26/27	27/28	28/29	FUTURE	PE	RW	CON
Bridge Investment Program	\$24,000		\$24,000								\$24,000
Local Funds	\$13,615	\$8,719	\$4,896						\$6,619	\$250	\$6,746
Local RTCIP	\$6,500	\$6,500							\$500		\$6,000
TOTAL	\$44,115	\$15,219	\$28,896						\$7,119	\$250	\$36,746

PROJECT LAST AMENDED 25-00

	TOTAL	PRIOR	24/25	25/26	26/27	27/28	28/29	FUTURE	PE	RW	CON
Bridge Investment Program	\$24,000	\$24,000									\$24,000
Local Funds	\$13,615	\$8,719	\$4,896						\$6,619	\$250	\$6,746
Local RTCIP	\$6,500	\$6,500							\$500		\$6,000
TOTAL	\$44,115	\$39,219	\$4,896						\$7,119	\$250	\$36,746

**2025 Regional Transportation Improvement Program
Amendment No. 1
San Diego Region (in \$000s)**

San Marcos, City of

COMPLETED

MPO ID: SM59		RTIP #:25-01
Project Title:	Annual Street Overlay Project #86009	<i>TransNet</i> - LSI: CR
Project Description:	Various streets throughout the City, potentially including Rancho Santa Fe Rd., Mulberry Dr. and San Marcos Blvd. - Street overlay greater than 1-inch thick to various streets throughout the city	
Change Reason:	Complete project	
Capacity Status:	NCI Exempt Category: Safety - Pavement resurfacing and/or rehabilitation	

Est Total Cost: **\$138**

	TOTAL	PRIOR	24/25	25/26	26/27	27/28	28/29	FUTURE	PE	RW	CON
<i>TransNet</i> - LSI	\$0										
<i>TransNet</i> - LSI (Cash)	\$99	\$99							\$99		
<i>TransNet</i> - LSI Carry Over	\$39	\$39									\$39
Local Funds	\$0										
TOTAL	\$138	\$138							\$99		\$39

PROJECT LAST AMENDED 21-03

	TOTAL	PRIOR	24/25	25/26	26/27	27/28	28/29	FUTURE	PE	RW	CON
<i>TransNet</i> - LSI (Cash)	\$99	\$99							\$99		
<i>TransNet</i> - LSI Carry Over	\$39	\$39									\$39
TOTAL	\$138	\$138							\$99		\$39

Draft

**2025 Regional Transportation Improvement Program
Amendment No. 1
San Diego Region (in \$000s)**

Various Agencies

MPO ID: V10		RTIP #:25-01
Project Title:	Grouped Projects for <i>TransNet</i> Smart Growth Incentive Program	SANDAG ID: 1224060, 1224065, 1224067, 1224068, 1224069, 1224070, 1224072, 1224073
Project Description:	Projects are consistent with 40 CFR Part 93.126 Exempt Tables 2 and Table 3 categories - Transportation enhancement activities (except rehabilitation and operation of historic transportation buildings, structures, or facilities)	
Change Reason:	Increase funding	
Capacity Status:NCI		Exempt Category:Other - Transportation enhancement activities

Est Total Cost: **\$45,109**

	TOTAL	PRIOR	24/25	25/26	26/27	27/28	28/29	FUTURE	PE	RW	CON
<i>TransNet</i> - LSI	\$5,035	\$185	\$1,250	\$1,750	\$850	\$500	\$500				\$5,035
<i>TransNet</i> - LSI Carry Over	\$1,715	\$653	\$1,062								\$1,715
<i>TransNet</i> - SGIP	\$16,213	\$8,177	\$6,011	\$2,025							\$16,213
Local Funds	\$22,146	\$8,413	\$13,633	\$100							\$22,146
TOTAL	\$45,109	\$17,428	\$21,956	\$3,875	\$850	\$500	\$500				\$45,109

PROJECT LAST AMENDED 25-00

	TOTAL	PRIOR	24/25	25/26	26/27	27/28	28/29	FUTURE	PE	RW	CON
<i>TransNet</i> - LSI	\$5,035	\$185	\$1,250	\$1,750	\$850	\$500	\$500				\$5,035
<i>TransNet</i> - LSI Carry Over	\$1,715	\$653	\$1,062								\$1,715
<i>TransNet</i> - SGIP	\$14,397	\$7,419	\$5,856	\$1,122							\$14,397
Local Funds	\$18,586	\$4,853	\$13,633	\$100							\$18,586
TOTAL	\$39,733	\$13,110	\$21,801	\$2,972	\$850	\$500	\$500				\$39,733

**2025 Regional Transportation Improvement Program
Amendment No. 1
San Diego Region (in \$000s)**

Various Agencies

MPO ID: V11		RTIP #:25-01
Project Title:	State Route 11	EA NO: 05631, 05632, 05633, 05634, 05638, 05639
Project Description:	On new alignment from SR 125 to the U.S.-Mexico Border - Construction of four-lane toll highway facility, CVEF and POE in three segments: Segment 1: SR-11/905 to Enrico Fermi; Segment 2: SR-11 from Enrico Fermi to Siempre Viva; Segment 3: POE from Siempre Viva to Mexico Border.	PPNO: 0999 RTP REF: A-5; A-30; B-24 SANDAG ID: 1201101, 1201102, 1201103, 1201105 EARMARK NO: CA393/740
Change Reason:	Reduce funding	

RT:11 Capacity Status:CI Exempt Category:Non-Exempt

Est Total Cost: **\$922,274** Open to Traffic: Phase 1: Mar 2016 Phase 2: Sep 2021 Phase 3: Nov 2022

	TOTAL	PRIOR	24/25	25/26	26/27	27/28	28/29	FUTURE	PE	RW	CON
TransNet - Border	\$33,498	\$5,150	\$13,348	\$15,000					\$15,709	\$2,789	\$15,000
TransNet - MC	\$9,141	\$7,039	\$2,102						\$7,612	\$1,529	
CBI	\$281,287	\$210,287	\$71,000						\$67,139	\$104,091	\$110,057
HPP	\$800	\$800							\$800		
INFRA	\$199,278	\$49,278	\$150,000								\$199,278
ITS	\$439	\$439							\$439		
RSTP	\$32,500	\$32,500							\$32,500		
Prop 1B - TCIF	\$73,385	\$73,385									\$73,385
SB1 - TCEP	\$276,345	\$84,688	\$191,657						\$14,610	\$37,770	\$223,965
STIP-IIP NHS	\$6,882	\$6,882							\$6,882		
STIP-IIP Prior State Cash	\$5,200	\$5,200							\$5,200		
STIP-IIP State Cash	\$919	\$919							\$919		
Local Funds	\$2,600	\$2,600							\$2,600		
Local Funds AC	\$0										
TOTAL	\$922,274	\$479,167	\$428,107	\$15,000					\$154,410	\$146,179	\$621,685

PROJECT LAST AMENDED 25-00

	TOTAL	PRIOR	24/25	25/26	26/27	27/28	28/29	FUTURE	PE	RW	CON
TransNet - Border	\$33,498	\$5,150	\$13,348	\$15,000					\$15,709	\$2,789	\$15,000
TransNet - MC	\$9,141	\$7,039	\$2,102						\$7,612	\$1,529	
CBI	\$281,287	\$210,287	\$71,000						\$67,139	\$104,091	\$110,057
HPP	\$800	\$800							\$800		
INFRA	\$199,278	\$49,278	\$150,000								\$199,278
ITS	\$439	\$439							\$439		
Other Fed -TIFIA	\$285,913			\$285,913							\$285,913
RSTP	\$32,500	\$32,500							\$32,500		
Prop 1B - TCIF	\$73,385	\$73,385									\$73,385
SB1 - TCEP	\$276,345	\$84,688	\$191,657						\$14,610	\$37,770	\$223,965
STIP-IIP NHS	\$6,882	\$6,882							\$6,882		
STIP-IIP Prior State Cash	\$5,200	\$5,200							\$5,200		
STIP-IIP State Cash	\$919	\$919							\$919		
Local Funds	\$2,600	\$2,600							\$2,600		
Local Funds AC	\$0										
TOTAL	\$1,208,187	\$479,167	\$428,107	\$300,913					\$154,410	\$146,179	\$907,598

**2025 Regional Transportation Improvement Program
Amendment No. 1
San Diego Region (in \$000s)**

Various Agencies

MPO ID: V12		RTIP #:25-01
Project Title:	Grouped Projects for Bicycle and Pedestrian Facilities.	SANDAG ID: 1223054, 1223057, 1223058
Project Description:	Projects are consistent with 40 CFR Part 93.126 Exempt Table 2 categories - bicycle and pedestrian facilities (both motorized and non-motorized)	
Change Reason:	Revise Lump Sum List - No Change To Programming	
Capacity Status:	NCI	Exempt Category: Air Quality - Bicycle and pedestrian facilities

Est Total Cost: **\$56,125**

	TOTAL	PRIOR	24/25	25/26	26/27	27/28	28/29	FUTURE	PE	RW	CON
<i>TransNet</i> - BPNS	\$26,161	\$24,404	\$1,475	\$266	\$16						\$26,161
CRP	\$9,143	\$8,543		\$600							\$9,143
CRRSAA	\$4,100	\$4,100									\$4,100
RSTP	\$2,813	\$2,813									\$2,813
ATP - R	\$4,450	\$4,450									\$4,450
ATP - S	\$2,834		\$2,834								\$2,834
CAP-TRADE	\$791	\$791									\$791
TDA - Bicycles	\$5,833	\$5,813	\$20								\$5,833
TOTAL	\$56,125	\$50,914	\$4,329	\$866	\$16						\$56,125

PROJECT LAST AMENDED 25-00

	TOTAL	PRIOR	24/25	25/26	26/27	27/28	28/29	FUTURE	PE	RW	CON
<i>TransNet</i> - BPNS	\$26,761	\$24,404	\$1,475	\$555	\$327						\$26,761
CRP	\$8,543	\$8,543									\$8,543
CRRSAA	\$4,100	\$4,100									\$4,100
RSTP	\$2,813	\$2,813									\$2,813
ATP - R	\$4,450	\$4,450									\$4,450
ATP - S	\$2,834		\$2,834								\$2,834
CAP-TRADE	\$791	\$791									\$791
TDA - Bicycles	\$5,833	\$5,813	\$20								\$5,833
TOTAL	\$56,125	\$50,914	\$4,329	\$555	\$327						\$56,125

**2025 Regional Transportation Improvement Program
Amendment No. 1
San Diego Region (in \$000s)**

Various Agencies

MPO ID: V14		RTIP #:25-01
Project Title:	Grouped Projects for Bicycle and pedestrian facilities - Active Transportation Program (ATP)	SANDAG ID: 1223093, 1223097
Project Description:	Projects are consistent with 40 CFR Part 93.126 Exempt Tables 2 and Table 3 categories - Bicycle and pedestrian facilities (both motorized and Non-motorized)	
Change Reason:	Increase funding	
Capacity Status:NCI		Exempt Category:Air Quality - Bicycle and pedestrian facilities

Est Total Cost: \$93,624

	TOTAL	PRIOR	24/25	25/26	26/27	27/28	28/29	FUTURE	PE	RW	CON
<i>TransNet</i> - BPNS	\$1,126	\$548	\$98	\$40	\$440						\$1,126
<i>TransNet</i> - LSI	\$4,866	\$4,278	\$588								\$4,866
<i>TransNet</i> - LSI (Cash)	\$50	\$50									\$50
<i>TransNet</i> - LSI Carry Over	\$3,735	\$3,543	\$193								\$3,735
<i>TransNet</i> - MC	\$2,000		\$1,000	\$1,000							\$2,000
ATP - R	\$27,435	\$7,332	\$2,240	\$9,756	\$8,108						\$27,435
ATP - S	\$40,079	\$10,395	\$5,039		\$24,645						\$40,079
Local Funds	\$14,033	\$11,403	\$2,080	\$550							\$14,033
Local RTCIP	\$300	\$300									\$300
TOTAL	\$93,624	\$37,849	\$11,238	\$11,346	\$33,193						\$93,624

PROJECT LAST AMENDED 25-00

	TOTAL	PRIOR	24/25	25/26	26/27	27/28	28/29	FUTURE	PE	RW	CON
<i>TransNet</i> - BPNS	\$1,126	\$548	\$98	\$40	\$440						\$1,126
<i>TransNet</i> - LSI	\$4,866	\$4,278	\$588								\$4,866
<i>TransNet</i> - LSI (Cash)	\$50	\$50									\$50
<i>TransNet</i> - LSI Carry Over	\$3,735	\$3,543	\$193								\$3,735
<i>TransNet</i> - MC	\$2,000		\$1,000	\$1,000							\$2,000
ATP - R	\$27,435	\$7,332	\$2,240	\$9,756	\$8,108						\$27,435
ATP - S	\$35,224	\$6,285	\$4,294		\$24,645						\$35,224
Local Funds	\$14,033	\$11,403	\$2,080	\$550							\$14,033
Local RTCIP	\$300	\$300									\$300
TOTAL	\$88,769	\$33,739	\$10,493	\$11,346	\$33,193						\$88,769

**2025 Regional Transportation Improvement Program
Amendment No. 1
San Diego Region (in \$000s)**

Various Agencies

MPO ID: V16		RTIP #:25-01
Project Title:	Grouped Projects for Operating Assistance - <i>TransNet</i> Senior Mini-Grant Program	SANDAG ID: 1271300, 1272700, 3321400, 1270800
Project Description:	Projects are consistent with 40 CFR Part 93.126 Exempt Table 2 categories: operating assistance to transit operators - non profit agencies providing transportation programs specializing in services for seniors	
Change Reason:	Increase funding	
Capacity Status:NCI		Exempt Category:Mass Transit - Transit operating assistance

Est Total Cost: **\$7,484**

	TOTAL	PRIOR	24/25	25/26	26/27	27/28	28/29	FUTURE	PE	RW	CON
<i>TransNet</i> - SS	\$5,471	\$5,054	\$417								\$5,471
FTA 5310	\$760	\$760									\$760
FTA 5317 - NF	\$125	\$125									\$125
Local Funds	\$1,128	\$1,030	\$98								\$1,128
TOTAL	\$7,484	\$6,969	\$515								\$7,484

PROJECT LAST AMENDED 25-00

	TOTAL	PRIOR	24/25	25/26	26/27	27/28	28/29	FUTURE	PE	RW	CON
<i>TransNet</i> - SS	\$4,098	\$3,707	\$391								\$4,098
Local Funds	\$1,048	\$950	\$98								\$1,048
TOTAL	\$5,146	\$4,657	\$489								\$5,146

Draft

**2025 Regional Transportation Improvement Program
Amendment No. 1
San Diego Region (in \$000s)**

Various Agencies

MPO ID: V20		RTIP #:25-01
Project Title:	Grouped Projects for Engineering - Complete Corridor Studies	SANDAG ID: 1600101, 1600501, 1600503, 1600504, 1600505, 1600801, 1601501, 1605201, 1605601, 1607801, 1609401, 1612501
Project Description:	Projects are consistent with 40 CFR part 93.126 Exempt Tables 2 and Table 3 categories - Engineering to assess social, economic, and environmental effects of the proposed action or alternatives to that action; non-capacity increasing. Toll credits are used for the match in the PE Phase.	
Change Reason:	Increase funding	
	Capacity Status:NCI	Exempt Category:Other - Engineering studies

Est Total Cost: **\$29,043**

	TOTAL	PRIOR	24/25	25/26	26/27	27/28	28/29	FUTURE	PE	RW	CON
TransNet - MC	\$4,413	\$4,061	\$189	\$114	\$50						\$4,413
FTA 5307	\$1,097		\$1,097								\$1,097
Fed Rail Admin (FRA-PRIIA)	\$500		\$500								\$500
RSTP	\$22,635	\$19,395	\$640	\$1,500	\$1,100						\$22,635
TDA	\$98	\$98									\$98
Toll - Managed Lanes	\$300		\$239	\$61							\$300
TOTAL	\$29,043	\$23,554	\$2,665	\$1,675	\$1,150						\$29,043

PROJECT LAST AMENDED 25-00

	TOTAL	PRIOR	24/25	25/26	26/27	27/28	28/29	FUTURE	PE	RW	CON
TransNet - MC	\$4,218	\$3,872	\$183	\$114	\$50						\$4,218
FTA 5307	\$1,097		\$1,097								\$1,097
Fed Rail Admin (FRA-PRIIA)	\$500		\$500								\$500
RSTP	\$19,714	\$16,474	\$640	\$2,600							\$19,714
TDA	\$98	\$98									\$98
Toll - Managed Lanes	\$300		\$239	\$61							\$300
TOTAL	\$25,927	\$20,444	\$2,659	\$2,775	\$50						\$25,927

**2025 Regional Transportation Improvement Program
Amendment No. 1
San Diego Region (in \$000s)**

RTIP Fund Types


<i>Federal Funding</i>	
BIP/CBI	Border Infrastructure Program/Corridors and Borders Infrastructure Program
CMAQ	Congestion Mitigation and Air Quality
DEMO - TEA 21	High Priority Demonstration Program under TEA-21
DEMO-Sec 115	High Priority Demonstration Program under FY 2004 Appropriations
DEMO-Sec 117/STP	Surface Transportation Program under FHWA Administrative Program (congressionally directed appropriations)
EARREPU	Earmark Repurposing
INFRA/FASTLANE	Infrastructure for Rebuilding America (INFRA) Grant
FRA-PRIIA	Federal Railroad Administration Passenger Rail Investment and Improvement Act of 2008
FTA Section 5307	Federal Transit Administration Urbanized Area Formula Program
FTA Section 5309 (NS)	Federal Transit Administration Discretionary - New Starts Program
FTA Section 5310	Federal Transit Administration Elderly & Disabled Program
FTA Section 5317 (NF)	Federal Transit Administration New Freedom
FTA Section 5339	Federal Transit Administration Bus and Bus Facilities Formula Grant Program
HBP	Highway Bridge Program under SAFETEA-LU
HPP	High Priority Program under SAFETEA-LU
ITS	Intelligent Transportation System
NHS	National Highway System (administered by Caltrans)
CRRSAA	Other Fed - Coronavirus Response and Relief Supplemental Appropriations Act
RSTP	Regional Surface Transportation Program
STP-RL	Surface Transportation Program - Highway Railway Crossings Program (Section 130)
TCSP	Transportation, Community & System Preservation
TE	Transportation Enhancement Program
TIFIA	Transportation Infrastructure Finance and Innovation Act (Federal Loan Program)
TIGER	Transportation Investment Generating Economic Recovery (Federal Stimulus)
CMAQ/RSTP Conversion	Reimbursement of advanced federal funds which have been advanced with local funds in earlier years
<i>State Funding</i>	
ATP	Active Transportation Program (Statewide and Regional)
Coastal Conservancy	California Coastal Conservancy Fund
LBSRA	Local Bridge Seismic Retrofit Account (State Prop. 1B)
SB1 - TCEP	Senate Bill 1 - Trade Corridor Enhancement Program
SB1 - LPP Formula	Senate Bill 1 - Local Partnership Formula Program
SB1 - TIRCP	Senate Bill 1 - Transit and Intercity Rail Program
SHOPP (AC)	State Highway Operation & Protection Program
STA	State Transit Assistance

**2025 Regional Transportation Improvement Program
Amendment No. 1
San Diego Region (in \$000s)**

STIP-IIP	State Transportation Improvement Program - Interregional Program
STIP-RIP	State Transportation Improvement Program - Regional Improvement Program
TCIF	Trade Corridor Improvement Fund (State Prop. 1B)
TIRCP	Transit and Intercity Rail Capital Program
TCRP	Traffic Congestion Relief Program
<u>Local Funding</u>	
Local Funds AC	Local Funds - Advanced Construction; mechanism to advance local funds to be reimbursed at a later fiscal year with federal/state funds
RTCIP	Regional Transportation Congestion Improvement Program
TDA	Transportation Development Act
<i>TransNet-Border</i>	Prop. A Extension Local Transportation Sales Tax - Border
<i>TransNet-BPNS</i>	Prop. A Extension Local Transportation Sales Tax - Bicycle, Pedestrian and Neighborhood Safety Program
<i>TransNet-CP</i>	Prop. A Local Transportation Sales Tax - Commercial Paper
<i>TransNet-H</i>	Prop. A Local Transportation Sales Tax - Highway
<i>TransNet-L</i>	Prop. A Local Transportation Sales Tax - Local Streets & Roads
<i>TransNet-L (Cash)</i>	TransNet - L funds which agencies have received payment, but have not spent
<i>TransNet-LSI</i>	Prop. A Extension Local Transportation Sales Tax - Local System Improvements
<i>TransNet-LSI Carry Over</i>	TransNet - LSI funds previously programmed but not requested/paid in year of allocation
<i>TransNet-LSI (Cash)</i>	TransNet - LSI funds which agencies have received payment, but have not spent
<i>TransNet-MC</i>	Prop. A Extension Local Transportation Sales Tax - Major Corridors
<i>TransNet-MC AC</i>	TransNet - Major Corridors - Advanced Construction; mechanism to advance TransNet funds to be reimbursed at a later fiscal year with federal/state funds
<i>TransNet-REMP</i>	Prop. A Extension Local Transportation Sales Tax - Regional Environmental Mitigation Program
<i>TransNet-SGIP</i>	Prop. A Extension Local Transportation Sales Tax - Regional Smart Growth Incentive Program
<i>TransNet-SS</i>	Prop. A Extension Local Transportation Sales Tax - Senior Services

Revenues versus Program

San Diego Association of Governments (SANDAG)
 2025 Regional Transportation Improvement Program (in \$000s) - Amendment No. 1

Legend
 Indicates change from prior amendment

Funding Source		2024/2025		2025/2026		2026/2027		2027/2028		2028/2029		TOTAL	
		Prior	Current	Prior	Current	Prior	Current	Prior	Current	Prior	Current	Prior	Current
LOCAL	Local Total	\$24,137	\$22,494	\$69,751	\$69,640	\$27,160	\$27,081	\$58,311	\$50,926	\$611,325	\$596,718	\$790,685	\$766,859
	State Highway Operations and Protection Program SHOPP (Including Augmentation) SHOPP Prior State Transportation Improvement Program STIP (Including Augmentation) STIP Prior Proposition 1 A Proposition 1 B Active Transportation Program Highway Maintenance (HM) Highway Bridge Program (HBP) Road Repair and Accountability Act of 2017 (SB1) Traffic Congestion Relief Program (TCRP) State Transit Assistance (STA)(e.g., population/revenue based, Prop Other State Total												
FEDERAL TRANSIT	5307 - Urbanized Area Formula Program	\$6,781		\$4,896	\$4,896	\$4,997	\$4,997	\$5,102	\$2,995	\$102,918	\$100,811	\$124,694	\$113,699
	5309a - Fixed Guideway Modernization												
	5309b - New and Small Starts (Capital Investment Grants)												
	5309c - Bus and Bus Related Grants												
	5310 - Elderly & Persons with Disabilities Formula Program												
	5311 - Nonurbanized Area Formula Program												
	5337 - State of Good Repair									\$71,113	\$71,113	\$71,113	\$71,113
	5339 - Bus and Bus Facilites Program	\$687	\$687	\$139	\$139	\$780	\$780	\$1,717	\$1,650	\$6,438	\$6,371	\$9,761	\$9,627
	Other												
Federal Transit Total	\$7,468	\$687	\$5,035	\$5,035	\$5,777	\$5,777	\$6,819	\$4,645	\$180,469	\$178,295	\$205,568	\$194,440	
FEDERAL HIGHWAY	Congestion Mitigation and Air Quality (CMAQ)	\$14,688	\$10,563	\$773	\$6,857	\$27,225	\$12,225	\$45,104	\$45,104	\$45,104	\$45,104	\$132,895	\$119,854
	Coordinated Border Infrastructure (SAFETEA-LU Sec.1303)												
	GARVEE Bonds (Includes Debt Service Payments)												
	Highway Infrastructure Program (HIP)												
	High Priority Projects (HPP) and Demo												
	Highway Safety Improvement Program (HSIP)												
	National Significant Freight & Highway Projects (FASTLANE/INFR)												
	Surface Transportation Program (Regional)	\$27,000	\$9,720	\$30,000	\$1,000	\$30,312	\$16,091	\$51,505	\$46,205	\$56,205	\$56,205	\$195,022	\$129,221
Other		\$420		\$1,963		\$6,020		\$6,020		\$6,020		\$20,444	
Federal Highway Total	\$41,687	\$20,704	\$30,773	\$9,820	\$57,537	\$34,337	\$96,609	\$97,330	\$101,309	\$107,330	\$327,916	\$269,520	
FRA	Passenger Rail Investment and Improvement Act of 2008 (PRIIA)												
	Other												
Federal Railroad Administration Total													
Federal Total		\$49,155	\$21,391	\$35,808	\$14,854	\$63,315	\$40,114	\$103,429	\$101,975	\$281,779	\$285,625	\$533,485	\$463,959
INNOVATIVE FINANCE	TIFIA (Transportation Infrastructure Finance and Innovation Act)												
	Innovative Financing Total												
REVENUES - PROGRAM TOTAL		\$73,293	\$43,885	\$105,559	\$84,495	\$90,475	\$67,195	\$161,740	\$152,901	\$893,104	\$882,343	\$1,324,170	\$1,230,818

FY28/29 includes programming for future years and is included here for reference only

2022/23-2027/28 Highway Bridge Program

See the appropriate FTIP/FSTIP for current funding commitments. This listing provides the backup project information to support the lump sum amounts programmed in the FTIP.

10/18/2024, 9:30 AM

- Notes:
- 1) This is the FTIP lump sum “backup” list for HBP funded projects. Please see the Local Assistance web site for the most current listings:

http://www.dot.ca.gov/hq/LocalPrograms/hbrr99/HBP_FSTIP.html
 - 2) The purpose of this list is to show which projects being advanced by local agencies have met the eligibility requirements of the federal Highway Bridge Program and have been prioritized for funding by the Department in cooperation with local agencies for funding.
 - 3) Contractual funding levels are determined at time of federal authorization/obligation for given phase of work. For details see Chapter 3 of the Local Assistance Procedures Manual.
 - 4) For FTIP/FSTIP purposes, Federal Highway Bridge Program (HBP) funding constraint is managed by Caltrans.
 - 5) Prop 1B bond funds for the Local Seismic Safety Retrofit Program (LSSRP) used for matching federal funds are also managed by Caltrans.
 - 6) Financial constraint of LOCAL matching funds (including regional STIP funds) and LOCAL Advance Construction (AC) is the responsibility of the MPOs and their local agencies.
 - 7) Some projects show that they are programmed using State STP funds. These funds are HBP funds transferred to the STP for bridge work that is not ordinarily eligible for HBP funds. See the HB Program Guidelines for details. Do not confuse these STP funds with Regional STP funds.
 - 8) Corrections to this report should be addressed to the District Local Assistance Engineer:

<https://dot.ca.gov/programs/local-assistance/other-important-issues/local-assistance-contacts>

2022/23-2027/28 Highway Bridge Program

See the appropriate FTIP/FSTIP for current funding commitments. This listing provides the backup project information to support the lump sum amounts programmed in the FTIP.

District: 11 County: San Diego

Responsible Agency HBP-ID Project Description

Chula Vista 4861 BRIDGE NO. PM00243, Bridge Preventive Maintenance Program (BPMP), various bridges in the City of Chula Vista. See Caltrans Local Assistance HBP website for backup list of projects.

New!

Phase Summary:	Prior	22/23	23/24	24/25	25/26	26/27	27/28	Beyond	Total
PE						757,000			757,000
R/W									
CON								2,271,000	2,271,000
Total						757,000		2,271,000	3,028,000
Fund Source Summary:	Prior	22/23	23/24	24/25	25/26	26/27	27/28	Beyond	Total
Fed \$						605,600		1,816,800	2,422,400
Local Match						151,400		454,200	605,600
LSSRP Bond									
Local AC									
Total						757,000		2,271,000	3,028,000
PE Summary:	Prior	22/23	23/24	24/25	25/26	26/27	27/28	Beyond	Total
Fed \$						605,600			605,600
Local Match						151,400			151,400
LSSRP Bond									
Local AC									
Total						757,000			757,000
CON Summary:	Prior	22/23	23/24	24/25	25/26	26/27	27/28	Beyond	Total
Fed \$								1,816,800	1,816,800
Local Match								454,200	454,200
LSSRP Bond									
Local AC									
Total								2,271,000	2,271,000

Project #:

2022/23-2027/28 Highway Bridge Program

See the appropriate FTIP/FSTIP for current funding commitments. This listing provides the backup project information to support the lump sum amounts programmed in the FTIP.

District: 11 County: San Diego

Responsible Agency HBP-ID Project Description

Del Mar 3408 BRIDGE NO. 57C0209, CAMINO DEL MAR, OVER SAN DIEGUITO RIVER, 0.35 MI S VIA DE LA VALLE. Bridge replacement. No adding travelled lanes. High cost project agreement required.

Phase Summary:	Prior	22/23	23/24	24/25	25/26	26/27	27/28	Beyond	Total
PE	1,623,000	696,000			1,000,000				3,319,000
R/W			130,000						130,000
CON								35,000,000	35,000,000
Total	1,623,000	696,000	130,000		1,000,000			35,000,000	38,449,000
Fund Source Summary:	Prior	22/23	23/24	24/25	25/26	26/27	27/28	Beyond	Total
Fed \$	1,436,842	616,169	115,089		885,300			30,985,500	34,038,900
Local Match	186,158	79,831	14,911		114,700			4,014,500	4,410,100
LSSRP Bond									
Local AC									
Total	1,623,000	696,000	130,000		1,000,000			35,000,000	38,449,000
PE Summary:	Prior	22/23	23/24	24/25	25/26	26/27	27/28	Beyond	Total
Fed \$	1,436,842	616,169			885,300				2,938,311
Local Match	186,158	79,831			114,700				380,689
LSSRP Bond									
Local AC									
Total	1,623,000	696,000			1,000,000				3,319,000
R/W Summary:	Prior	22/23	23/24	24/25	25/26	26/27	27/28	Beyond	Total
Fed \$			115,089						115,089
Local Match			14,911						14,911
LSSRP Bond									
Local AC									
Total			130,000						130,000
CON Summary:	Prior	22/23	23/24	24/25	25/26	26/27	27/28	Beyond	Total
Fed \$								30,985,500	30,985,500
Local Match								4,014,500	4,014,500
LSSRP Bond									
Local AC									
Total								35,000,000	35,000,000

Project #:

5356(007)
5356(008)

2022/23-2027/28 Highway Bridge Program

See the appropriate FTIP/FSTIP for current funding commitments. This listing provides the backup project information to support the lump sum amounts programmed in the FTIP.

District: 11 County: San Diego

Responsible Agency HBP-ID Project Description

Encinitas 4796 BRIDGE NO. 57C0210, CAMINO DEL MAR OVER SAN ELIJO LAGOON, 1.8MI N/O LOMAS SANTA FE. Rehabilitate existing 4-lane bridge.
Not capacity increasing. Scope not clear.

Phase Summary:	Prior	22/23	23/24	24/25	25/26	26/27	27/28	Beyond	Total
PE					2,136,000				2,136,000
R/W									
CON								14,946,400	14,946,400
Total					2,136,000			14,946,400	17,082,400
Fund Source Summary:	Prior	22/23	23/24	24/25	25/26	26/27	27/28	Beyond	Total
Fed \$					1,708,800			11,957,120	13,665,920
Local Match					427,200			2,989,280	3,416,480
LSSRP Bond									
Local AC									
Total					2,136,000			14,946,400	17,082,400
PE Summary:	Prior	22/23	23/24	24/25	25/26	26/27	27/28	Beyond	Total
Fed \$					1,708,800				1,708,800
Local Match					427,200				427,200
LSSRP Bond									
Local AC									
Total					2,136,000				2,136,000
CON Summary:	Prior	22/23	23/24	24/25	25/26	26/27	27/28	Beyond	Total
Fed \$								11,957,120	11,957,120
Local Match								2,989,280	2,989,280
LSSRP Bond									
Local AC									
Total								14,946,400	14,946,400

Project #:

2022/23-2027/28 Highway Bridge Program

See the appropriate FTIP/FSTIP for current funding commitments. This listing provides the backup project information to support the lump sum amounts programmed in the FTIP.

District: 11 County: San Diego

Responsible Agency HBP-ID Project Description

Escondido 4790 BRIDGE NO. 57C0070, SUNSET DRIVE OVER BOLAS CREEK, 400FT S/O VIA RNCHO PKWY. Standalone Paint Bridge.

Phase Summary:	Prior	22/23	23/24	24/25	25/26	26/27	27/28	Beyond	Total
PE				20,000					20,000
R/W									
CON								92,250	92,250
Total				20,000				92,250	112,250
Fund Source Summary:	Prior	22/23	23/24	24/25	25/26	26/27	27/28	Beyond	Total
Fed \$				17,706				81,669	99,375
Local Match				2,294				10,581	12,875
LSSRP Bond									
Local AC									
Total				20,000				92,250	112,250
PE Summary:	Prior	22/23	23/24	24/25	25/26	26/27	27/28	Beyond	Total
Fed \$				17,706					17,706
Local Match				2,294					2,294
LSSRP Bond									
Local AC									
Total				20,000					20,000
CON Summary:	Prior	22/23	23/24	24/25	25/26	26/27	27/28	Beyond	Total
Fed \$								81,669	81,669
Local Match								10,581	10,581
LSSRP Bond									
Local AC									
Total								92,250	92,250

Project #:

2022/23-2027/28 Highway Bridge Program

See the appropriate FTIP/FSTIP for current funding commitments. This listing provides the backup project information to support the lump sum amounts programmed in the FTIP.

District: 11 County: San Diego

Responsible Agency HBP-ID Project Description

Escondido 4703 BRIDGE NO. PM00216, Bridge Preventive Maintenance Program (BPMP), various bridges in the City of Escondido. See Caltrans Local Assistance HBP website for backup list of projects.

Phase Summary:	Prior	22/23	23/24	24/25	25/26	26/27	27/28	Beyond	Total
PE					315,093				315,093
R/W									
CON								945,278	945,278
Total					315,093			945,278	1,260,371
Fund Source Summary:	Prior	22/23	23/24	24/25	25/26	26/27	27/28	Beyond	Total
Fed \$					252,074			756,222	1,008,297
Local Match					63,019			189,056	252,074
LSSRP Bond									
Local AC									
Total					315,093			945,278	1,260,371
PE Summary:	Prior	22/23	23/24	24/25	25/26	26/27	27/28	Beyond	Total
Fed \$					252,074				252,074
Local Match					63,019				63,019
LSSRP Bond									
Local AC									
Total					315,093				315,093
CON Summary:	Prior	22/23	23/24	24/25	25/26	26/27	27/28	Beyond	Total
Fed \$								756,222	756,222
Local Match								189,056	189,056
LSSRP Bond									
Local AC									
Total								945,278	945,278

Project #:

2022/23-2027/28 Highway Bridge Program

See the appropriate FTIP/FSTIP for current funding commitments. This listing provides the backup project information to support the lump sum amounts programmed in the FTIP.

District: 11 County: San Diego

Responsible Agency HBP-ID Project Description

La Mesa 4031 BRIDGE NO. 57C0467, GROSSMONT CENTR DR OVER MTDB LRT & SDIV RR, 0.04 M S/O FLETCHER PKWY. Bridge Rehabilitation.
Widen bridge to accommodate wider lanes, shoulders and sidewalks. (No added capacity) Other federal funds must be programmed in the FSTIP.

Phase Summary:	Prior	22/23	23/24	24/25	25/26	26/27	27/28	Beyond	Total
PE	750,000								750,000
R/W	300,000								300,000
CON						3,954,300			3,954,300
Total	1,050,000					3,954,300			5,004,300

Fund Source Summary:	Prior	22/23	23/24	24/25	25/26	26/27	27/28	Beyond	Total
Fed \$	929,565					3,500,742			4,430,307
Local Match	120,435					453,558			573,993
LSSRP Bond									
Local AC									
Total	1,050,000					3,954,300			5,004,300

PE Summary:	Prior	22/23	23/24	24/25	25/26	26/27	27/28	Beyond	Total
Fed \$	663,975								663,975
Local Match	86,025								86,025
LSSRP Bond									
Local AC									
Total	750,000								750,000

R/W Summary:	Prior	22/23	23/24	24/25	25/26	26/27	27/28	Beyond	Total
Fed \$	265,590								265,590
Local Match	34,410								34,410
LSSRP Bond									
Local AC									
Total	300,000								300,000

CON Summary:	Prior	22/23	23/24	24/25	25/26	26/27	27/28	Beyond	Total
Fed \$						3,500,742			3,500,742
Local Match						453,558			453,558
LSSRP Bond									
Local AC									
Total						3,954,300			3,954,300

Project #: 5207(036)

2022/23-2027/28 Highway Bridge Program

See the appropriate FTIP/FSTIP for current funding commitments. This listing provides the backup project information to support the lump sum amounts programmed in the FTIP.

District: 11 County: San Diego

Responsible Agency HBP-ID Project Description

Oceanside 2796 BRIDGE NO. 57C0010, DOUGLAS DR, OVER SAN LUIS REY RIVER, 0.9 MI N ROUTE 76. LSSRP Seismic Retrofit.

Phase Summary:	Prior	22/23	23/24	24/25	25/26	26/27	27/28	Beyond	Total
PE	1,045,072	2,754,928							3,800,000
R/W									
CON				11,500,000					11,500,000
Total	1,045,072	2,754,928		11,500,000					15,300,000
Fund Source Summary:	Prior	22/23	23/24	24/25	25/26	26/27	27/28	Beyond	Total
Fed \$	925,202	2,438,938			10,180,950				13,545,090
Local Match	119,870	315,990		1,319,050	-1,319,050				435,860
LSSRP Bond					1,319,050				1,319,050
Local AC				10,180,950	-10,180,950				
Total	1,045,072	2,754,928		11,500,000					15,300,000
PE Summary:	Prior	22/23	23/24	24/25	25/26	26/27	27/28	Beyond	Total
Fed \$	925,202	2,438,938							3,364,140
Local Match	119,870	315,990							435,860
LSSRP Bond									
Local AC									
Total	1,045,072	2,754,928							3,800,000
CON Summary:	Prior	22/23	23/24	24/25	25/26	26/27	27/28	Beyond	Total
Fed \$					10,180,950				10,180,950
Local Match				1,319,050	-1,319,050				
LSSRP Bond					1,319,050				1,319,050
Local AC				10,180,950	-10,180,950				
Total				11,500,000					11,500,000

Project #:

5079(016)
5079(029)

2022/23-2027/28 Highway Bridge Program

See the appropriate FTIP/FSTIP for current funding commitments. This listing provides the backup project information to support the lump sum amounts programmed in the FTIP.

District: 11 County: San Diego

Responsible Agency HBP-ID Project Description

Oceanside 2821 BRIDGE NO. 57C0322, HILL ST, OVER SAN LUIS REY RIVER, 0.3 MI S OCNSIDE HRBOR DR Replace existing two lane bridge with two lane bridge. Originally LSSRP Seismic Retrofit. 7/23/2013: Toll credits used for PE and CON. 9/25/2014: Toll credits used for R/W. High cost project agreement needs to be signed for this project. 8/25/2021: Toll credits for R/W deleted. Toll credits for CON deleted.

Phase Summary:	Prior	22/23	23/24	24/25	25/26	26/27	27/28	Beyond	Total
PE	1,870,000	1,300,000			2,080,000				5,250,000
R/W					5,000,000				5,000,000
CON								36,750,000	36,750,000
Total	1,870,000	1,300,000			7,080,000			36,750,000	47,000,000
Fund Source Summary:	Prior	22/23	23/24	24/25	25/26	26/27	27/28	Beyond	Total
Fed \$	1,870,000	1,300,000			6,506,500			32,534,775	42,211,275
Local Match					573,500			3,320,565	3,894,065
LSSRP Bond								894,660	894,660
Local AC									
Total	1,870,000	1,300,000			7,080,000			36,750,000	47,000,000
PE Summary:	Prior	22/23	23/24	24/25	25/26	26/27	27/28	Beyond	Total
Fed \$	1,870,000	1,300,000			2,080,000				5,250,000
Local Match									
LSSRP Bond									
Local AC									
Total	1,870,000	1,300,000			2,080,000				5,250,000
R/W Summary:	Prior	22/23	23/24	24/25	25/26	26/27	27/28	Beyond	Total
Fed \$					4,426,500				4,426,500
Local Match					573,500				573,500
LSSRP Bond									
Local AC									
Total					5,000,000				5,000,000
CON Summary:	Prior	22/23	23/24	24/25	25/26	26/27	27/28	Beyond	Total
Fed \$								32,534,775	32,534,775
Local Match								3,320,565	3,320,565
LSSRP Bond								894,660	894,660
Local AC									
Total								36,750,000	36,750,000

Project #: 5079(030)

2022/23-2027/28 Highway Bridge Program

See the appropriate FTIP/FSTIP for current funding commitments. This listing provides the backup project information to support the lump sum amounts programmed in the FTIP.

District: 11 County: San Diego

Responsible Agency HBP-ID Project Description

San Diego 4352 BRIDGE NO. 57C0420L, FAIRMOUNT AVE OVER ALDINE DRIVE, 1.2 MI S OF RTE 8. Rehabilitation of a two lane bridge. (no added capacity) Scope is not Clear.

Phase Summary:	Prior	22/23	23/24	24/25	25/26	26/27	27/28	Beyond	Total
PE	348,000				543,000				891,000
R/W					10,000				10,000
CON								4,989,760	4,989,760
Total	348,000				553,000			4,989,760	5,890,760
Fund Source Summary:	Prior	22/23	23/24	24/25	25/26	26/27	27/28	Beyond	Total
Fed \$	308,084				489,571			4,417,435	5,215,090
Local Match	39,916				63,429			572,325	675,670
LSSRP Bond									
Local AC									
Total	348,000				553,000			4,989,760	5,890,760
PE Summary:	Prior	22/23	23/24	24/25	25/26	26/27	27/28	Beyond	Total
Fed \$	308,084				480,718				788,802
Local Match	39,916				62,282				102,198
LSSRP Bond									
Local AC									
Total	348,000				543,000				891,000
R/W Summary:	Prior	22/23	23/24	24/25	25/26	26/27	27/28	Beyond	Total
Fed \$					8,853				8,853
Local Match					1,147				1,147
LSSRP Bond									
Local AC									
Total					10,000				10,000
CON Summary:	Prior	22/23	23/24	24/25	25/26	26/27	27/28	Beyond	Total
Fed \$								4,417,435	4,417,435
Local Match								572,325	572,325
LSSRP Bond									
Local AC									
Total								4,989,760	4,989,760

Project #: 5004(200)

2022/23-2027/28 Highway Bridge Program

See the appropriate FTIP/FSTIP for current funding commitments. This listing provides the backup project information to support the lump sum amounts programmed in the FTIP.

District: 11 County: San Diego

Responsible Agency HBP-ID Project Description

San Diego 4351 BRIDGE NO. 57C0420R, FAIRMOUNT AVE OVER ALDINE DRIVE, 1.2 MI S OF RTE 8. Rehabilitation of a two lane bridge. (no added capacity)
Scope is not Clear.

Phase Summary:	Prior	22/23	23/24	24/25	25/26	26/27	27/28	Beyond	Total
PE	252,000				239,000				491,000
R/W					10,000				10,000
CON								2,748,200	2,748,200
Total	252,000				249,000			2,748,200	3,249,200
Fund Source Summary:	Prior	22/23	23/24	24/25	25/26	26/27	27/28	Beyond	Total
Fed \$	223,096				220,440			2,432,981	2,876,517
Local Match	28,904				28,560			315,219	372,683
LSSRP Bond									
Local AC									
Total	252,000				249,000			2,748,200	3,249,200
PE Summary:	Prior	22/23	23/24	24/25	25/26	26/27	27/28	Beyond	Total
Fed \$	223,096				211,587				434,682
Local Match	28,904				27,413				56,318
LSSRP Bond									
Local AC									
Total	252,000				239,000				491,000
R/W Summary:	Prior	22/23	23/24	24/25	25/26	26/27	27/28	Beyond	Total
Fed \$					8,853				8,853
Local Match					1,147				1,147
LSSRP Bond									
Local AC									
Total					10,000				10,000
CON Summary:	Prior	22/23	23/24	24/25	25/26	26/27	27/28	Beyond	Total
Fed \$								2,432,981	2,432,981
Local Match								315,219	315,219
LSSRP Bond									
Local AC									
Total								2,748,200	2,748,200

Project #: 5004(198)

2022/23-2027/28 Highway Bridge Program

See the appropriate FTIP/FSTIP for current funding commitments. This listing provides the backup project information to support the lump sum amounts programmed in the FTIP.

District: 11 County: San Diego

Responsible Agency HBP-ID Project Description

San Diego County 3683 BRIDGE NO. 00L0048, 13th STREET OVER THE SANTA MARIA CREEK. Construct new two lane bridge to replace existing two lane low water crossing. 10/1/2010: Toll Credits programmed for PE, R/W, & CON.

Phase Summary:	Prior	22/23	23/24	24/25	25/26	26/27	27/28	Beyond	Total
PE	1,425,000		650,000						2,075,000
R/W			150,000						150,000
CON								12,437,000	12,437,000
Total	1,425,000		800,000					12,437,000	14,662,000
Fund Source Summary:	Prior	22/23	23/24	24/25	25/26	26/27	27/28	Beyond	Total
Fed \$	1,425,000		800,000					12,437,000	14,662,000
Local Match									
LSSRP Bond									
Local AC									
Total	1,425,000		800,000					12,437,000	14,662,000
PE Summary:	Prior	22/23	23/24	24/25	25/26	26/27	27/28	Beyond	Total
Fed \$	1,425,000		650,000						2,075,000
Local Match									
LSSRP Bond									
Local AC									
Total	1,425,000		650,000						2,075,000
R/W Summary:	Prior	22/23	23/24	24/25	25/26	26/27	27/28	Beyond	Total
Fed \$			150,000						150,000
Local Match									
LSSRP Bond									
Local AC									
Total			150,000						150,000
CON Summary:	Prior	22/23	23/24	24/25	25/26	26/27	27/28	Beyond	Total
Fed \$								12,437,000	12,437,000
Local Match									
LSSRP Bond									
Local AC									
Total								12,437,000	12,437,000

Project #: NBIL(515)

2022/23-2027/28 Highway Bridge Program

See the appropriate FTIP/FSTIP for current funding commitments. This listing provides the backup project information to support the lump sum amounts programmed in the FTIP.

District: 11 County: San Diego

Responsible Agency HBP-ID Project Description

San Diego County 3685 BRIDGE NO. 00L0049, QUARRY ROAD OVER SPRING VALLEY CREEK. Construct new two lane bridge to replace existing two lane low water crossing. 9/23/2010: Toll Credits programmed for PE. 4/28/2016: Toll credits for R/W and CON deleted.

Phase Summary:	Prior	22/23	23/24	24/25	25/26	26/27	27/28	Beyond	Total
PE	750,000				1,100,000				1,850,000
R/W					1,100,000				1,100,000
CON								10,600,000	10,600,000
Total	750,000				2,200,000			10,600,000	13,550,000
Fund Source Summary:	Prior	22/23	23/24	24/25	25/26	26/27	27/28	Beyond	Total
Fed \$	750,000				2,073,830			9,384,180	12,208,010
Local Match					126,170			1,215,820	1,341,990
LSSRP Bond									
Local AC									
Total	750,000				2,200,000			10,600,000	13,550,000
PE Summary:	Prior	22/23	23/24	24/25	25/26	26/27	27/28	Beyond	Total
Fed \$	750,000				1,100,000				1,850,000
Local Match									
LSSRP Bond									
Local AC									
Total	750,000				1,100,000				1,850,000
R/W Summary:	Prior	22/23	23/24	24/25	25/26	26/27	27/28	Beyond	Total
Fed \$					973,830				973,830
Local Match					126,170				126,170
LSSRP Bond									
Local AC									
Total					1,100,000				1,100,000
CON Summary:	Prior	22/23	23/24	24/25	25/26	26/27	27/28	Beyond	Total
Fed \$								9,384,180	9,384,180
Local Match								1,215,820	1,215,820
LSSRP Bond									
Local AC									
Total								10,600,000	10,600,000

Project #: NBIL(520)

2022/23-2027/28 Highway Bridge Program

See the appropriate FTIP/FSTIP for current funding commitments. This listing provides the backup project information to support the lump sum amounts programmed in the FTIP.

District: 11 County: San Diego

Responsible Agency HBP-ID Project Description

San Diego County 1772 BRIDGE NO. 57C0120, IRR WILLOWS RD, OVER VIEJAS CREEK, 0.9 MI E/O ALPINE WILLOW. Construct scour countermeasure.
4/5/2010: Toll Credits programmed for R/W & Con.

Phase Summary:	Prior	22/23	23/24	24/25	25/26	26/27	27/28	Beyond	Total
PE	1,155,000		150,000						1,305,000
R/W									
CON	4,080,369	510,000							4,590,369
Total	5,235,369	510,000	150,000						5,895,369
Fund Source Summary:	Prior	22/23	23/24	24/25	25/26	26/27	27/28	Beyond	Total
Fed \$	5,004,369	510,000	120,000						5,634,369
Local Match	231,000		30,000						261,000
LSSRP Bond									
Local AC									
Total	5,235,369	510,000	150,000						5,895,369
PE Summary:	Prior	22/23	23/24	24/25	25/26	26/27	27/28	Beyond	Total
Fed \$	924,000		120,000						1,044,000
Local Match	231,000		30,000						261,000
LSSRP Bond									
Local AC									
Total	1,155,000		150,000						1,305,000
R/W Summary:	Prior	22/23	23/24	24/25	25/26	26/27	27/28	Beyond	Total
Fed \$									
Local Match									
LSSRP Bond									
Local AC									
Total									
CON Summary:	Prior	22/23	23/24	24/25	25/26	26/27	27/28	Beyond	Total
Fed \$	4,080,369	510,000							4,590,369
Local Match									
LSSRP Bond									
Local AC									
Total	4,080,369	510,000							4,590,369

Project #:
5957(062)
5957(147)

2022/23-2027/28 Highway Bridge Program

See the appropriate FTIP/FSTIP for current funding commitments. This listing provides the backup project information to support the lump sum amounts programmed in the FTIP.

District: 11 County: San Diego

Responsible Agency HBP-ID Project Description

San Diego County 3450 BRIDGE NO. 57C0270, BUCKMAN SPRINGS RD, OVER COTTONWOOD CR, 3.5 MI S ROUTE I-8. Replacement (HBP). No lanes being added.

Phase Summary:	Prior	22/23	23/24	24/25	25/26	26/27	27/28	Beyond	Total
PE	1,600,000		230,000		220,000				2,050,000
R/W									
CON							4,025,000		4,025,000
Total	1,600,000		230,000		220,000		4,025,000		6,075,000
Fund Source Summary:	Prior	22/23	23/24	24/25	25/26	26/27	27/28	Beyond	Total
Fed \$	1,416,480		203,619		194,766		3,563,333		5,378,198
Local Match	183,520		26,381		25,234		461,668		696,803
LSSRP Bond									
Local AC									
Total	1,600,000		230,000		220,000		4,025,000		6,075,000
PE Summary:	Prior	22/23	23/24	24/25	25/26	26/27	27/28	Beyond	Total
Fed \$	1,416,480		203,619		194,766				1,814,865
Local Match	183,520		26,381		25,234				235,135
LSSRP Bond									
Local AC									
Total	1,600,000		230,000		220,000				2,050,000
R/W Summary:	Prior	22/23	23/24	24/25	25/26	26/27	27/28	Beyond	Total
Fed \$									
Local Match									
LSSRP Bond									
Local AC									
Total									
CON Summary:	Prior	22/23	23/24	24/25	25/26	26/27	27/28	Beyond	Total
Fed \$							3,563,333		3,563,333
Local Match							461,668		461,668
LSSRP Bond									
Local AC									
Total							4,025,000		4,025,000

Project #: 5957(084)

2022/23-2027/28 Highway Bridge Program

See the appropriate FTIP/FSTIP for current funding commitments. This listing provides the backup project information to support the lump sum amounts programmed in the FTIP.

District: 11 County: San Diego

Responsible Agency HBP-ID Project Description

San Diego County 3451 BRIDGE NO. 57C0344, LAWSON VALLEY RD, OVER LAWSON CREEK, 3.4 MI E OF SKYLINE TRUCK. Bridge Replacement (HBP). No added lane capacity. 4/1/2010: Toll Credits programmed for PE, R/W, & Con.

Phase Summary:	Prior	22/23	23/24	24/25	25/26	26/27	27/28	Beyond	Total
PE	875,000				750,000				1,625,000
R/W					600,000				600,000
CON							6,500,000		6,500,000
Total	875,000				1,350,000		6,500,000		8,725,000
Fund Source Summary:	Prior	22/23	23/24	24/25	25/26	26/27	27/28	Beyond	Total
Fed \$	875,000				1,350,000		6,500,000		8,725,000
Local Match									
LSSRP Bond									
Local AC									
Total	875,000				1,350,000		6,500,000		8,725,000
PE Summary:	Prior	22/23	23/24	24/25	25/26	26/27	27/28	Beyond	Total
Fed \$	875,000				750,000				1,625,000
Local Match									
LSSRP Bond									
Local AC									
Total	875,000				750,000				1,625,000
R/W Summary:	Prior	22/23	23/24	24/25	25/26	26/27	27/28	Beyond	Total
Fed \$					600,000				600,000
Local Match									
LSSRP Bond									
Local AC									
Total					600,000				600,000
CON Summary:	Prior	22/23	23/24	24/25	25/26	26/27	27/28	Beyond	Total
Fed \$							6,500,000		6,500,000
Local Match									
LSSRP Bond									
Local AC									
Total							6,500,000		6,500,000

Project #: 5957(090)

2022/23-2027/28 Highway Bridge Program

See the appropriate FTIP/FSTIP for current funding commitments. This listing provides the backup project information to support the lump sum amounts programmed in the FTIP.

District: 11 County: San Diego

Responsible Agency HBP-ID Project Description

San Diego County 4029 BRIDGE NO. 57C0358, SYCAMORE DR OVER N FK SAN MARCOS CREEK, 0.35 MI N OLIVE ST. Replace two lane bridge with two lane bridge.

Phase Summary:	Prior	22/23	23/24	24/25	25/26	26/27	27/28	Beyond	Total
PE	1,181,250				100,000				1,281,250
R/W					150,000				150,000
CON						4,935,000			4,935,000
Total	1,181,250				250,000	4,935,000			6,366,250
Fund Source Summary:	Prior	22/23	23/24	24/25	25/26	26/27	27/28	Beyond	Total
Fed \$	1,045,761				221,325	4,368,956			5,636,041
Local Match	135,489				28,675	566,045			730,209
LSSRP Bond									
Local AC									
Total	1,181,250				250,000	4,935,000			6,366,250
PE Summary:	Prior	22/23	23/24	24/25	25/26	26/27	27/28	Beyond	Total
Fed \$	1,045,761				88,530				1,134,291
Local Match	135,489				11,470				146,959
LSSRP Bond									
Local AC									
Total	1,181,250				100,000				1,281,250
R/W Summary:	Prior	22/23	23/24	24/25	25/26	26/27	27/28	Beyond	Total
Fed \$					132,795				132,795
Local Match	0				17,205				17,205
LSSRP Bond									
Local AC									
Total					150,000				150,000
CON Summary:	Prior	22/23	23/24	24/25	25/26	26/27	27/28	Beyond	Total
Fed \$						4,368,956			4,368,956
Local Match						566,045			566,045
LSSRP Bond									
Local AC									
Total						4,935,000			4,935,000

Project #: 5957(118)

2022/23-2027/28 Highway Bridge Program

See the appropriate FTIP/FSTIP for current funding commitments. This listing provides the backup project information to support the lump sum amounts programmed in the FTIP.

District: 11 County: San Diego

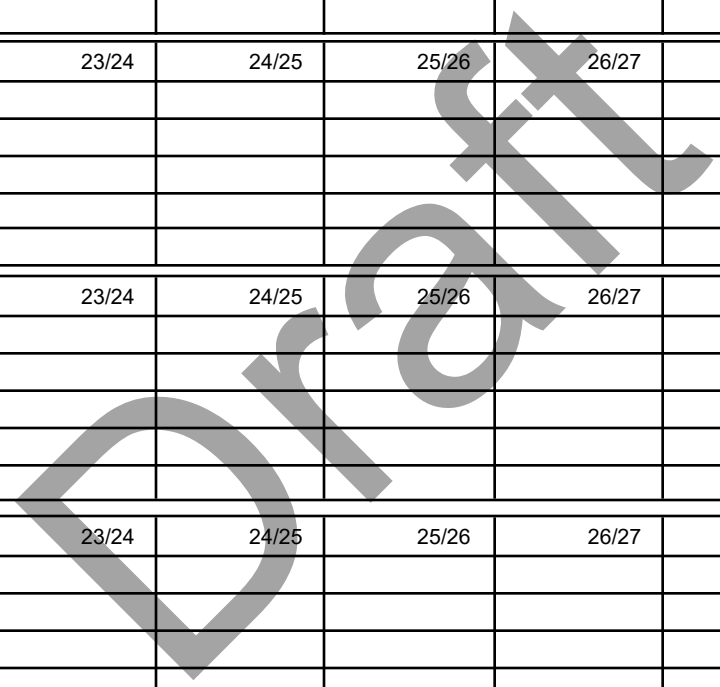
Responsible Agency HBP-ID Project Description

San Diego County 3533 BRIDGE NO. 57C0709, Live Oak Park Rd Over San Luis Rey Tributary. Replace existing 2 lane bridge with new 2 lane bridge.

Phase Summary:	Prior	22/23	23/24	24/25	25/26	26/27	27/28	Beyond	Total
PE	1,650,000								1,650,000
R/W	100,000								100,000
CON	4,600,000	500,000							5,100,000
Total	6,350,000	500,000							6,850,000
Fund Source Summary:	Prior	22/23	23/24	24/25	25/26	26/27	27/28	Beyond	Total
Fed \$	5,621,655	442,650							6,064,305
Local Match	728,345	57,350							785,695
LSSRP Bond									
Local AC									
Total	6,350,000	500,000							6,850,000
PE Summary:	Prior	22/23	23/24	24/25	25/26	26/27	27/28	Beyond	Total
Fed \$	1,460,745								1,460,745
Local Match	189,255								189,255
LSSRP Bond									
Local AC									
Total	1,650,000								1,650,000
R/W Summary:	Prior	22/23	23/24	24/25	25/26	26/27	27/28	Beyond	Total
Fed \$	88,530								88,530
Local Match	11,470								11,470
LSSRP Bond									
Local AC									
Total	100,000								100,000
CON Summary:	Prior	22/23	23/24	24/25	25/26	26/27	27/28	Beyond	Total
Fed \$	4,072,380	442,650							4,515,030
Local Match	527,620	57,350							584,970
LSSRP Bond									
Local AC									
Total	4,600,000	500,000							5,100,000

Project #:

5957(105)
5957(148)



2022/23-2027/28 Highway Bridge Program

See the appropriate FTIP/FSTIP for current funding commitments. This listing provides the backup project information to support the lump sum amounts programmed in the FTIP.

District: 11 County: San Diego

Responsible Agency HBP-ID Project Description

San Diego County 4307 BRIDGE NO. PM00130, Bridge Preventive Maintenance Program (BPMP), various bridges in the County of San Diego. See Caltrans Local Assistance HBP web site for backup list of bridges.

Phase Summary:	Prior	22/23	23/24	24/25	25/26	26/27	27/28	Beyond	Total
PE	1,650,000								1,650,000
R/W									
CON	3,000,000	654,700							3,654,700
Total	4,650,000	654,700							5,304,700
Fund Source Summary:	Prior	22/23	23/24	24/25	25/26	26/27	27/28	Beyond	Total
Fed \$	4,116,645	246,113	333,493						4,696,251
Local Match	533,355	75,094			0				608,449
LSSRP Bond									
Local AC		333,493	-333,493						
Total	4,650,000	654,700							5,304,700
PE Summary:	Prior	22/23	23/24	24/25	25/26	26/27	27/28	Beyond	Total
Fed \$	1,460,745								1,460,745
Local Match	189,255								189,255
LSSRP Bond									
Local AC									
Total	1,650,000								1,650,000
CON Summary:	Prior	22/23	23/24	24/25	25/26	26/27	27/28	Beyond	Total
Fed \$	2,655,900	246,113	333,493						3,235,506
Local Match	344,100	75,094			0				419,194
LSSRP Bond									
Local AC		333,493	-333,493						
Total	3,000,000	654,700							3,654,700

Project #:

5957(123)
5957(124)

2022/23-2027/28 Highway Bridge Program

See the appropriate FTIP/FSTIP for current funding commitments. This listing provides the backup project information to support the lump sum amounts programmed in the FTIP.

District: 11 County: San Diego

Responsible Agency HBP-ID Project Description

San Diego County 4858 BRIDGE NO. PM00240, Bridge Preventive Maintenance Program (BPMP), various bridges in San Diego County. See Caltrans Local Assistance HBP website for backup list of projects. New!

Phase Summary:	Prior	22/23	23/24	24/25	25/26	26/27	27/28	Beyond	Total
PE						600,000			600,000
R/W									
CON								2,399,000	2,399,000
Total						600,000		2,399,000	2,999,000
Fund Source Summary:	Prior	22/23	23/24	24/25	25/26	26/27	27/28	Beyond	Total
Fed \$						480,000		1,919,200	2,399,200
Local Match						120,000		479,800	599,800
LSSRP Bond									
Local AC									
Total						600,000		2,399,000	2,999,000
PE Summary:	Prior	22/23	23/24	24/25	25/26	26/27	27/28	Beyond	Total
Fed \$						480,000			480,000
Local Match						120,000			120,000
LSSRP Bond									
Local AC									
Total						600,000			600,000
CON Summary:	Prior	22/23	23/24	24/25	25/26	26/27	27/28	Beyond	Total
Fed \$								1,919,200	1,919,200
Local Match								479,800	479,800
LSSRP Bond									
Local AC									
Total								2,399,000	2,399,000

Project #:

2022/23-2027/28 Highway Bridge Program

See the appropriate FTIP/FSTIP for current funding commitments. This listing provides the backup project information to support the lump sum amounts programmed in the FTIP.

District: 11 County: San Diego

Responsible Agency HBP-ID Project Description

MPO Summary: San Diego Association Of Governments

Number of Projects: 19

Totals:

	Prior	22/23	23/24	24/25	25/26	26/27	27/28	Beyond	Total
Fed \$	25,947,699	5,553,870	1,572,201	17,706	24,083,556	8,955,297	10,063,333	108,722,882	184,916,543
Local Match	2,306,992	528,266	71,292	1,321,344	131,437	1,291,003	461,668	13,561,346	19,673,347
LSSRP Bond					1,319,050			894,660	2,213,710
Local AC		333,493	-333,493	10,180,950	-10,180,950				
Total for all Phases	28,254,691	6,415,628	1,310,000	11,520,000	15,353,093	10,246,300	10,525,000	123,178,888	206,803,600

Draft

**Grouped Projects for Safety Improvements -
SHOPP Mobility Program(CAL46A)
Through 25-01**

Project ID	Lead Agency	Project Title	Project Description	Prior Year	FY 2025	FY 2026	FY 2027	FY 2028	FY 2029	Future	Total Cost
CAL601	Caltrans	San Onofre Commercial Vehicle Enforcement Facilities.	In San Diego County about 12 Miles North of Oceanside at 1.0 mile South of San Onofre Commercial Vehicle Inspection Facilities and from 0.5 Mile South of San Onofre Commercial Vehicle Enforcement Facilities to San Onofre Commercial Vehicle Enforcement Facilities. Replace CVEF scales, repair pavement, and update signs and striping.	\$1,746,000	\$6,532,000	\$0	\$0	\$0	\$0	\$0	\$8,278,000
CAL612	Caltrans	San Marcos, modified auxiliary lane.	(In San Marcos, from 0.3 mile west to 0.3 mile east of Mission Road. Modify auxiliary lanes. This is a Construction Manager/General Contractor (CMGC) project.	\$2,396,000	\$0	\$23,641,000	\$0	\$0	\$0	\$0	\$26,037,000
CAL614	Caltrans	I-805 North Construct Operational Improvements	along I-805 from SR-52 to Nobel Drive. Construct one northbound (.5 miles) and one southbound (.4 miles) auxiliary lane	\$27,950,334	\$573,084	\$0	\$0	\$0	\$0	\$0	\$28,021,000
CAL630	Caltrans	In San Diego, Chula Vista, and National City, from Camino De La Plaza north of Old Town Avenue	In the cities of San Diego, Chula Vista, and National City, from Camino De La Plaza to 0.3 mile north of Old Town Avenue. Upgrade Transportation Management System (TMS) elements, upgrade guardrail, add pedestrian improvements, and install highway planting.	\$0	\$640,000	\$950,000	\$0	\$12,624,000	\$0	\$0	\$14,214,000
CAL631	Caltrans	In and near San Diego, La Mesa, and El Cajon, from Sunset Cliffs Boulevard to east of Lake Jennings Park Road.	In and near the cities of San Diego, La Mesa, and El Cajon, from Sunset Cliffs Boulevard to 0.1 mile east of Lake Jennings Park Road. Upgrade ramp meters and traffic signals, rehabilitate highway lighting, upgrade facilities to Americans with Disabilities Act (ADA) standards, and construct auxiliary lane.	\$0	\$3,832,000	\$4,583,000	\$54,072,000	\$0	\$0	\$0	\$62,487,000
Total				\$32,092,334	\$11,577,084	\$29,174,000	\$54,072,000	\$12,624,000	\$0	\$0	\$139,037,000

**Grouped Projects for the
State Minor Program(CAL213)
Through 25-01**

Project ID	Lead Agency	Project Title	Project Description	Prior Year	FY 2025	FY 2026	FY 2027	FY 2028	FY 2029	Future	Total Cost
CAL634	Caltrans	Census System Component Replacement - San Diego County	In San Diego County, on Route 5 at postmile R31.188/R55.155. Replacing obsolete Census system components.	\$0	\$543,000	\$0	\$0	\$0	\$0	\$0	\$543,000
CAL635	Caltrans	Pavement Rehabilitation - Chula Vista	In Chula Vista, at the Chula Vista Maintenance Station (5705). Pavement rehabilitation.	\$0	\$530,000	\$0	\$0	\$0	\$0	\$0	\$530,000
CAL636	Caltrans	Carlsbad Maintenance Station - Fuel tank and component installation	In San Diego County, at the Carlsbad Maintenance Station (5719). Install fuel tank and associated components.	\$0	\$550,000	\$0	\$0	\$0	\$0	\$0	\$550,000
CAL637	Caltrans	Signal Backplate and Tape Upgrades - San Diego	In San Diego, at various locations. Upgrade signal backplate and retroreflective yellow tape.	\$0	\$384,000	\$0	\$0	\$0	\$0	\$0	\$384,000
CAL638	Caltrans	Chula Vista Maintenance Station - Fuel tank and component installation	In San Diego County, at the Chula Vista Maintenance Station (5705). Install fuel tank and associated components.	\$0	\$550,000	\$0	\$0	\$0	\$0	\$0	\$550,000
CAL639	Caltrans	Guardrail Upgrades	In San Diego, on northbound Route 5. Upgrade existing guardrail.	\$0	\$381,000	\$0	\$0	\$0	\$0	\$0	\$381,000
CAL640	Caltrans	Guardrail Installation	In San Diego, on Route 5 southbound entrance ramp from Park Boulevard. Install new guardrail.	\$0	\$249,000	\$0	\$0	\$0	\$0	\$0	\$249,000
CAL641	Caltrans	Sidewalks and ADA Ramps	In San Diego, at northbound Route exit ramp to Via de La Valle. Upgrade sidewalks and Americans with Disabilities Act (ADA) ramps.	\$0	\$511,000	\$0	\$0	\$0	\$0	\$0	\$511,000
CAL642	Caltrans	Guardrail Installation	In San Diego, on southbound Route 5 south of Las Pulgas Road. Install guardrail.	\$0	\$445,000	\$0	\$0	\$0	\$0	\$0	\$445,000
CAL643	Caltrans	High Friction Surface Treatment (HFST)	In Oceanside, on southbound Route 5 entrance ramp from Route 78. Apply High Friction Surface Treatment (HFST).	\$0	\$202,000	\$0	\$0	\$0	\$0	\$0	\$202,000
CAL644	Caltrans	Sign Upgrades	In San Diego County, at various locations. Upgrade signs.	\$0	\$455,000	\$0	\$0	\$0	\$0	\$0	\$455,000
CAL645	Caltrans	Right Shoulder Repairs	In San Diego County, along northbound Route 5 south of Via de la Valle offramp. Repair right shoulder due to washout.	\$0	\$644,000	\$0	\$0	\$0	\$0	\$0	\$644,000

**Grouped Projects for the
State Minor Program(CAL213)
Through 25-01**

Project ID	Lead Agency	Project Title	Project Description	Prior Year	FY 2025	FY 2026	FY 2027	FY 2028	FY 2029	Future	Total Cost
CAL646	Caltrans	Crash Cushion Upgrades	In San Diego County, along southbound Route 5 west of Route 163. Upgrade crash cushion.	\$0	\$644,000	\$0	\$0	\$0	\$0	\$0	\$644,000
CAL647	Caltrans	Sign and Stripe Upgrades	In San Diego County, on Route 5 at various ramp locations. Upgrade signs and stripe.	\$0	\$280,000	\$0	\$0	\$0	\$0	\$0	\$280,000
CAL648	Caltrans	Pavement Rehabilitation	In San Diego, on northbound Route 5 onramp from Gilman Drive/La Jolla Colony. Pavement rehabilitation.	\$0	\$644,000	\$0	\$0	\$0	\$0	\$0	\$644,000
CAL649	Caltrans	Pavement Rehabilitation - India Street and Washington Street	In San Diego, northbound Route 5 offramp to India Street/Washington. Pavement rehabilitation.	\$0	\$644,000	\$0	\$0	\$0	\$0	\$0	\$644,000
CAL650	Caltrans	Pavement Rehabilitation - Carlsbad Maintenance Station	In Carlsbad, at the Carlsbad Maintenance Station (5719). Pavement rehabilitation.	\$0	\$530,000	\$0	\$0	\$0	\$0	\$0	\$530,000
CAL651	Caltrans	Census System Lifecycle Reset	In San Diego County, on various routes. Reset lifecycle of census system.	\$0	\$646,000	\$0	\$0	\$0	\$0	\$0	\$646,000
CAL652	Caltrans	Boulevard Maintenance Station - Fuel tank installation	In San Diego County, at the Boulevard Maintenance Station. Install fuel tank and associated components.	\$0	\$550,000	\$0	\$0	\$0	\$0	\$0	\$550,000
CAL653	Caltrans	ADA Curb ramps and pavement markings	In San Diego, on eastbound Route 8 exit ramp to Taylor Street intersection and on westbound Route 8 exit ramp to Camino Del Rio North intersection. Upgrade Americans with Disabilities Act (ADA) curb ramps and pavement markings.	\$0	\$328,000	\$0	\$0	\$0	\$0	\$0	\$328,000
CAL654	Caltrans	Traffic signal and census replacements	In San Diego County, on various routes. Replace loops for traffic signal and census.	\$0	\$646,000	\$0	\$0	\$0	\$0	\$0	\$646,000
CAL655	Caltrans	Rock Slope Protection (RSP) Installation	In the city of San Diego, 0.4 miles north of the 15/94 Interchange. Install Rock Slope Protection (RSP).	\$0	\$429,000	\$0	\$0	\$0	\$0	\$0	\$429,000
CAL656	Caltrans	Tunnel Lighting Upgrades	In San Diego, Route 15 at the Polk Avenue Tunnel Bridge No. 57-1013 and on southbound Route 125 at N125-W54 Connector Undercrossing Bridge No. 57-1181. Upgrade tunnel lighting.	\$0	\$543,000	\$0	\$0	\$0	\$0	\$0	\$543,000
CAL657	Caltrans	Route 15 Guardrail Upgrades	In San Diego, on southbound Route 15 Connector from westbound and eastbound Route 94. Upgrade existing guardrail.	\$0	\$434,000	\$0	\$0	\$0	\$0	\$0	\$434,000

**Grouped Projects for the
State Minor Program(CAL213)
Through 25-01**

Project ID	Lead Agency	Project Title	Project Description	Prior Year	FY 2025	FY 2026	FY 2027	FY 2028	FY 2029	Future	Total Cost
CAL658	Caltrans	Grading Restoration	In San Diego County, along southbound Route 15 north of Clairemont Mesa Boulevard. Restore grading due to washout.	\$0	\$644,000	\$0	\$0	\$0	\$0	\$0	\$644,000
CAL659	Caltrans	Census System Lifecycle Reset - San Diego County	In San Diego County, on various routes. Reset lifecycle of census system.	\$0	\$646,000	\$0	\$0	\$0	\$0	\$0	\$646,000
CAL660	Caltrans	Irrigation System Upgrades	In San Diego County, on Route 52 at Cottonwood Interchange. Upgrade irrigation system.	\$0	\$406,000	\$0	\$0	\$0	\$0	\$0	\$406,000
CAL661	Caltrans	Drainage System Upgrades	In San Diego County, along westbound Route 54 at Route 805 northbound connector. Upgrade drainage system.	\$0	\$644,000	\$0	\$0	\$0	\$0	\$0	\$644,000
CAL662	Caltrans	Irrigation System Upgrades - Camino del Sur Interchange	In San Diego County, on Route 56 at Camino del Sur Interchange and Black Mountain Interchange. Upgrade irrigation system.	\$0	\$490,000	\$0	\$0	\$0	\$0	\$0	\$490,000
CAL663	Caltrans	Irrigation System Upgrades - Carmel Valley Interchange	In San Diego, on Route 56 at the Carmel Valley Interchange and Rancho Santa Fe Interchange. Upgrade irrigation system.	\$0	\$490,000	\$0	\$0	\$0	\$0	\$0	\$490,000
CAL664	Caltrans	Trunk Line Repair - Carmel Creek Road	In San Diego County, along westbound Route 56 east of Carmel Creek Road. Repair trunk line.	\$0	\$644,000	\$0	\$0	\$0	\$0	\$0	\$644,000
CAL665	Caltrans	Pavement Rehabilitation - Black Mountain Road Offramp	In San Diego, on westbound Route 56 offramp to Black Mountain Road. Pavement rehabilitation.	\$0	\$644,000	\$0	\$0	\$0	\$0	\$0	\$644,000
CAL666	Caltrans	Pavement Rehabilitation - Black Mountain Road Onramp	In San Diego, on westbound Route 56 onramp from Black Mountain Road. Pavement rehabilitation.	\$0	\$644,000	\$0	\$0	\$0	\$0	\$0	\$644,000
CAL667	Caltrans	Pavement Rehabilitation - Santee Maintenance Station	In Santee, at the Santee Maintenance Station (5720). Pavement rehabilitation.	\$0	\$530,000	\$0	\$0	\$0	\$0	\$0	\$530,000
CAL668	Caltrans	Signal Backplate Upgrades	In San Diego County, at various locations. Upgrade signal backplate.	\$0	\$644,000	\$0	\$0	\$0	\$0	\$0	\$644,000
CAL669	Caltrans	SR 75 Backplate and Crosswalk Upgrades	In city of Coronado, on Route 75 at various locations. Upgrade signal backplate and crosswalk.	\$0	\$644,000	\$0	\$0	\$0	\$0	\$0	\$644,000
CAL670	Caltrans	Pavement Reconstruction - Couser Canyon Road	In San Diego County, along Route 76 east of Couser Canyon Road. Reconstruct pavement section.	\$0	\$644,000	\$0	\$0	\$0	\$0	\$0	\$644,000

**Grouped Projects for Rehabilitation or Reconstruction of Track Structures, Track, and
Trackbed in Existing Rights-of-Way: Coastal Rail Corridor(SAN114)
Through 25-01**

Project ID	Lead Agency	Project Title	Project Description	Prior Year	FY 2025	FY 2026	FY 2027	FY 2028	FY 2029	Future	Total Cost
SAN117	San Diego Association of Governments	Poinsettia Station Improvements	includes track reconfiguration, intertrack fence, reconstruction of pedestrian loading platforms, signals, and a new grade separated pedestrian crossing	\$36,205,182	\$375,000	\$275,000	\$25,450	\$0	\$0	\$0	\$36,880,632
SAN130	San Diego Association of Governments	Carlsbad Village Double Track	Conduct feasibility study of two rail trench alternatives; prepare final environmental document and 30 percent design for 1.0 miles of double track, a new bridge across Buena Vista Lagoon, and new signals	\$2,728,078	\$4,499	\$0	\$0	\$0	\$0	\$0	\$2,732,577
SAN149	San Diego Association of Governments	Coaster PE	preliminary engineering and environmental studies for prioritization of Coaster improvement projects to better define future projects	\$1,649,135	\$75,000	\$0	\$0	\$0	\$0	\$0	\$1,724,135
SAN182	San Diego Association of Governments	San Diego River Bridge	Construct 0.9 miles of double track and new bridge over the San Diego River	\$91,639,566	\$2,464	\$0	\$0	\$0	\$0	\$0	\$91,642,030
SAN183	San Diego Association of Governments	Batiquitos Lagoon Double Track	design and construct 0.8 miles of double-track and a new bridge over Batiquitos Lagoon	\$116,345,609	\$654,000	\$540,000	\$4,273,000	\$1,469,500	\$0	\$0	\$123,282,109
SAN259	San Diego Association of Governments	LOSSAN Corridor Improvements	includes preliminary engineering, Project Study Reports (PSRs), design criteria and funding applications for complete corridor projects.	\$4,918,717	\$10,560	\$0	\$0	\$0	\$0	\$0	\$4,929,277
SAN274	San Diego Association of Governments	Carlsbad Village Double Track Trench	Preliminary engineering for a future railroad trench in the City of Carlsbad; on coastal rail corridor in Carlsbad at Mile Post (MP) 228.0 to MP 230.6, near the city's downtown village area.	\$382,760	\$0	\$0	\$20,800,000	\$0	\$0	\$0	\$21,182,760
SAN30	San Diego Association of Governments	San Dieguito Lagoon Double Track	prepare final environmental document and design for 2.1 miles of second track and San Dieguito Bridge replacement. FTA 5307 funding is carried over from FFY 2022	\$73,732,336	\$107,352,000	\$1,134,000	\$61,591,000	\$65,044,000	\$2,584,000	\$614,000	\$311,437,336
SAN30A	San Diego Association of Governments	San Dieguito Lagoon Double Track Platform	Construct a special event platform at the Del Mar Fairgrounds	\$0	\$0	\$36,396,621	\$0	\$0	\$0	\$0	\$36,396,621
Total				\$327,601,383	\$108,473,523	\$38,345,621	\$86,689,450	\$66,513,500	\$2,584,000	\$614,000	\$630,207,477

**Grouped Projects for
Bicycle and Pedestrian Facilities - Bayshore Bikeway(SAN147)
Through 25-01**

Project ID	Lead Agency	Project Title	Project Description	Prior Year	FY 2025	FY 2026	FY 2027	FY 2028	FY 2029	Future	Total Cost
SAN195	San Diego Association of Governments	Bayshore Bikeway: Barrio Logan	Environmental clearance, design, and construction of 2.3 miles of new bike path.. Toll Credits will be used to match federal funds for the CON phase	\$45,245,637	\$2,961,500	\$3,054,500	\$363,000	\$25,000	\$0	\$0	\$51,649,637
SAN203	San Diego Association of Governments	Border to Bayshore Bikeway	Environmental clearance, design, and construction of 6.5 miles of new bikeways. Toll Credits will be used to match federal funds for the CON phase	\$27,187,171	\$90,000	\$1,912,000	\$15,000	\$0	\$0	\$0	\$29,204,171
Total				\$72,432,808	\$3,051,500	\$4,966,500	\$378,000	\$25,000	\$0	\$0	\$80,853,808

Draft

**Grouped Projects for
Bicycle and Pedestrian Facilities - Coastal Rail Trail(SAN148)
Through 25-01**

Project ID	Lead Agency	Project Title	Project Description	Prior Year	FY 2025	FY 2026	FY 2027	FY 2028	FY 2029	Future	Total Cost
SAN155	San Diego Association of Governments	Coastal Rail Trail San Diego - Rose Creek	Construct 2.1 miles Class 1 shared use path	\$27,590,420	\$12,145	\$0	\$0	\$0	\$0	\$0	\$27,602,565
SAN156	San Diego Association of Governments	Coastal Rail Trail - Encinitas	environmental clearance, design and construction for 1.3 miles of bicycle facility	\$9,799,109	\$24,000	\$9,031,000	\$0	\$0	\$0	\$238,000	\$18,854,109
Total				\$37,389,529	\$36,145	\$9,031,000	\$0	\$0	\$0	\$238,000	\$46,456,674

Draft

**Grouped Projects for Capital Purchase -
FTA Section 5310 Enhanced Mobility of Seniors and Individuals with Disabilities(SAN214)
Through 25-01**

Project ID	Lead Agency	Project Title	Project Description	Prior Year	FY 2025	FY 2026	FY 2027	FY 2028	FY 2029	Future	Total Cost
SAN168	San Diego Association of Governments	FACT Mobility Management	maintain and expand FACT's existing mobility management services throughout San Diego County	\$5,600,278	\$13,276	\$0	\$0	\$0	\$0	\$0	\$5,613,554
SAN244	San Diego Association of Governments	MTS Vehicle Purchase	Purchasing 7 Class B Vehicles	\$3,561,912	\$2,011,430	\$0	\$0	\$0	\$0	\$0	\$5,573,342
SAN280	San Diego Association of Governments	The ARC of San Diego	The Arc of San Diego MCRD Contracted Transportation Services	\$730,000	\$292,000	\$0	\$0	\$0	\$0	\$0	\$1,022,000
SAN305	San Diego Association of Governments	FACT - RideFact - Capital - Contracted Transportation Services	Capital; Provide a "one stop" transportation solution for seniors and persons with disabilities to reach medical appointments and other related services through trip reimbursement	\$343,436	\$343,434	\$0	\$0	\$0	\$0	\$0	\$686,870
Total				\$10,235,626	\$2,660,140	\$0	\$0	\$0	\$0	\$0	\$12,895,766

Draft

**Grouped Projects for Capital Purchase -
North Park/Mid-City Bikeways(SAN227)
Through 25-01**

Project ID	Lead Agency	Project Title	Project Description	Prior Year	FY 2025	FY 2026	FY 2027	FY 2028	FY 2029	Future	Total Cost
SAN158	San Diego Association of Governments	North Park/Mid-City Bikeways: Robinson Bikeway	Preliminary engineering and environmental clearance for 13 miles of bikeway in the North Park/Mid City area. Construct a 0.2-mile bikeway that consists of on-street bike facilities, traffic calming improvements, and an elevated shared-use path.	\$9,006,138	\$187,000	\$560,000	\$16,000	\$79,789	\$23,862	\$0	\$9,872,789
SAN230	San Diego Association of Governments	North Park/Mid-City Bikeways: Howard Bikeway	Environmental clearance, design, and construction of 1.2 miles of bikeway consisting of on street bike facilities and traffic calming improvements.. Toll Credits will be used to match federal funds for the PE phase	\$8,217,800	\$1,897,863	\$83,921	\$0	\$0	\$0	\$0	\$10,199,584
SAN232	San Diego Association of Governments	North Park/Mid-City Bikeways: University Bikeway	Construct 2.8 miles on-street protected bikeway. (Toll Credits will be used for ATP)	\$25,547,439	\$7,411,000	\$400,000	\$128,138	\$0	\$0	\$0	\$33,486,577
SAN233	San Diego Association of Governments	North Park/Mid-City Bikeways: Georgia-Meade Bikeway	Design 3.5 miles and construct 6.5 miles of urban bikeways including traffic calming improvements. Includes construction of Landis bikeway.	\$26,336,097	\$30,346	\$0	\$0	\$0	\$0	\$0	\$26,366,443
SAN284	San Diego Association of Governments	North Park/Mid-City Bikeways: Orange Bikeway	Construction of a 2.5 mile bikeway consisting of on-street bike facilities and traffic calming improvements.	\$1,411,000	\$10,775,000	\$0	\$0	\$0	\$0	\$0	\$12,186,000
Total				\$70,518,474	\$20,301,209	\$1,043,921	\$144,138	\$79,789	\$23,862	\$0	\$92,111,393

**Grouped Projects for
TransNet Smart Growth Incentive Program(V10)
Through 25-01**

Project ID	Lead Agency	Project Title	Project Description	Prior Year	FY 2025	FY 2026	FY 2027	FY 2028	FY 2029	Future	Total Cost
CNTY101	San Diego County	Community Based Transportation Program	Four (4) Neighborhood Mobility Plans for four (4) separate unincorporated areas which will analyze how to better connect to SANDAG's Mobility Hubs, and recommendations for future implementation actions.	\$350,000	\$250,000	\$250,000	\$0	\$0	\$0	\$0	\$850,000
EL40	El Cajon, City of	El Cajon Transit Center Community Connection Improvements	This project is the first phase of proposed improvements that will revitalize the Transit District by creating a sense of place and providing a direct link to transit by installing elements that will encourage smart growth such as wide sidewalks, enhanced crosswalks, thematic lighting, LID basins, streets trees, site furniture, a roundabout, bulb-outs, signage, and Class I bikeway approaches along Johnson Ave.	\$6,701,200	\$3,982,666	\$0	\$0	\$0	\$0	\$0	\$10,683,866
EL41	El Cajon, City of	Main Street - Green Street Gateway	Main St. is the primary access from the Transit Center to downtown El Cajon. To revitalize the corridor into an attractive "urban-forest" gateway, tree-lined widened sidewalks and Class IV bikeways, LID planters, signage, thematic site furnishing, and lighting are proposed. Also, upgraded bike and ped links to the transit center along Marshall will transform the corridor into an accessible and multi-modal Ave.	\$2,651,000	\$2,318,623	\$0	\$0	\$0	\$0	\$0	\$4,969,623
ESC48	Escondido, City of	Grand Avenue Vision Complete Streets Improvement Project	This project implements the Grand Avenue Vision Plan to improve Grand Avenue between Juniper and Escondido, including widened sidewalks, expanded outdoor dining areas, traffic circles, improved pedestrian crossings, market lighting and diagonal parking on one side of the street. Phase I was completed in 2022. Design for Phase II, that improves Grand between Maple and Juniper, is expected to be completed in November 2023. Funding is programmed in FY23/24 to complete Phase II. The five-year planning period shows continued funding toward Phase III of the project between Escondido Blvd and Maple St. Staff recommends that a concept design also be prepared to evaluate the potential expansion of the Vision Plan to extend from Centre City Parkway to Valley Blvd.	\$2,058,126	\$13,669,750	\$1,750,000	\$850,000	\$500,000	\$500,000	\$0	\$19,327,876

**Grouped Projects for
TransNet Smart Growth Incentive Program(V10)
Through 25-01**

Project ID	Lead Agency	Project Title	Project Description	Prior Year	FY 2025	FY 2026	FY 2027	FY 2028	FY 2029	Future	Total Cost
ESC54	Escondido, City of	Escondido General Plan Amendments and Environmental Review	The City of Escondido is completing amendments to the General Plan's Safety Elements and is creating a new Environmental Justice element. These amendments will reduce VMTs, increase environmental sustainability, and improve housing equity. REAP funds will be used for the environmental reviews required to implement these elements.	\$0	\$200,000	\$0	\$0	\$0	\$0	\$0	\$200,000
ESC59	Escondido, City of	Escondido General Plan Amendments and Environmental Review	Escondido General Plan Amendments to Escondido General Plan and Environmental Review	\$0	\$50,000	\$125,000	\$0	\$0	\$0	\$0	\$175,000
LG26	Lemon Grove, City of	Connect Main Street	The project will implement Phase 1 and Phase 2 of the SGIP funded Connect Main Street Plan, construction pedestrian and bicycle facilities from Broadway to San Miguel. It will enhance the north/south movement of people walking/biking by implementing a street conversion, D.G. pedestrian trail, shared-use path, pedestrian crosswalks, bulb outs, lighting, and landscape features.	\$439,188	\$1,090,000	\$972,294	\$0	\$0	\$0	\$0	\$2,501,482
SAN306	San Diego, City of	Mid-City Communities Smart Growth Study Areas	Mid-City Communities Smart Growth Study Areas	\$500,000	\$97,516	\$0	\$0	\$0	\$0	\$0	\$597,516
SAN307	San Diego Association of Governments	Santee Specific Plan	Santee Specific Plan	\$160,247	\$239,753	\$0	\$0	\$0	\$0	\$0	\$400,000
SD262	San Diego, City of	East Village Green Park Phase 1	East Village Green Park is a proposed 4.1 acre multi-block community park located in the East Village Neighborhood of Downtown. Phase 1 improvements consist of 1.2 acres of new parkland including a community center, 2 cafes, children's play area, performance pavilion, open lawn, games area, interactive fountain, dog park and the relocation of two locally historic buildings.	\$3,818,141	\$7,086	\$778,066	\$0	\$0	\$0	\$0	\$4,603,293

**Grouped Projects for
TransNet Smart Growth Incentive Program(V10)
Through 25-01**

Project ID	Lead Agency	Project Title	Project Description	Prior Year	FY 2025	FY 2026	FY 2027	FY 2028	FY 2029	Future	Total Cost
SNT31	Santee, City of	Santee Town Center Specific Plan	The proposed project involves updating the goals, policies, and objectives of the General Plan, the Town Center Specific Plan, and the Arts and Entertainment District Overlay to promote and encourage new development including commercial, housing, and mixed-use development. In addition, the project involves expanding the geographic boundary of the Art and Entertainment District Overlay and amending the land use matrix to allow entertainment-oriented uses to provide unique local experiences, attract tourism, and promote economic revitalization. The project area positioning along the San Diego River and the Trolley Station increases the potential to create a focal point that provides a mixed-use activity center with residential, commercial, open space, and entertainment oriented uses. This grant would provide additional resources by supplementing the planning effort to update the 1986 Town Center Specific Plan which will encourage new investment and housing in the City of Santee.	\$750,000	\$50,000	\$0	\$0	\$0	\$0	\$0	\$800,000
Total				\$17,427,902	\$21,955,394	\$3,875,360	\$850,000	\$500,000	\$500,000	\$0	\$45,108,656

Draft

**Grouped Projects for
Bicycle and Pedestrian Facilities.(V12)
Through 25-01**

Project ID	Lead Agency	Project Title	Project Description	Prior Year	FY 2025	FY 2026	FY 2027	FY 2028	FY 2029	Future	Total Cost
SAN204	San Diego Association of Governments	Central Avenue Bikeway	Environmental clearance, design, and construction of 1.0 miles of new bike path.	\$1,600,808	\$3,040,000	\$658,404	\$0	\$0	\$0	\$0	\$5,299,212
SAN205	San Diego Association of Governments	Pershing Bikeway	Environmental clearance, design, and construction of 3.5 miles of new bike and pedestrian facilities between North Park and Downtown San Diego.	\$24,568,916	\$919,500	\$0	\$0	\$0	\$0	\$0	\$25,488,416
SAN206	San Diego Association of Governments	Downtown to Imperial Avenue Bikeway	Design and construct 3.9 miles of urban on-street bikeways. Toll Credits will be used to match federal funds for the CON phase	\$24,744,615	\$369,500	\$207,500	\$15,500	\$0	\$0	\$0	\$25,337,115
Total				\$50,914,339	\$4,329,000	\$865,904	\$15,500	\$0	\$0	\$0	\$56,124,743

Draft

**Grouped Projects for Bicycle and pedestrian facilities -
Active Transportation Program (ATP)(V14)
Through 25-01**

Project ID	Lead Agency	Project Title	Project Description	Prior Year	FY 2025	FY 2026	FY 2027	FY 2028	FY 2029	Future	Total Cost
CAL392	Caltrans	La Jolla Band of Luiseno Indians - Active Transportation Project 2014	The La Jolla Band of Luiseno Indians, La Jolla Active Transportation Project 2014.	\$4,110,000	\$745,000	\$0	\$0	\$0	\$0	\$0	\$4,855,000
CHV96	Chula Vista, City of	Bayshore Bikeway Segment 6A	To complete design and construction of Bayshore Bikeway Segment 6A which includes a separated Class 1 bike path, prefabricated bridge, fencing, high visibility crosswalk, pedestrian/bike traffic signal. Project was awarded ATP Cycle 6 (Regional) grant funding. Local CIP# STL0451.	\$204,750	\$295,250	\$3,310,000	\$0	\$0	\$0	\$0	\$3,810,000
ENC47	Encinitas, City of	Santa Fe Drive Corridor Improvements	Improvements on Santa Fe Drive between El Camino Real & Gardena include new sidewalk to fill gaps, bike lanes, and a mid-block pedestrian crossing in front of the H.S. Project rescope approved by Council in 2021. Western Phase has protected bike lanes; Eastern Phase has buffered bike lanes & traffic signal.	\$9,135,355	\$132,213	\$0	\$0	\$0	\$0	\$0	\$9,267,568
IB22	Imperial Beach, City of	9th St Active Transportation Corridor	1.1 miles of bicycle and pedestrian improvements that include a road diet, green buffered bike lanes, sharrows, bicycle bend-outs, high-visibility crosswalks, and curb extensions	\$599,000	\$4,786,500	\$0	\$0	\$0	\$0	\$0	\$5,385,500
IB24	Imperial Beach, City of	Palm Avenue Complete Multimodal Corridor	1.5 miles of active transportation improvements including class IV bike lanes, crosswalks, curb extensions, street trees, lighting, transit islands, and ADA curb ramps/sidewalks	\$1,115,000	\$2,370,000	\$1,000,000	\$21,742,000	\$0	\$0	\$0	\$26,227,000
LG27	Lemon Grove, City of	Connect Main Street Phase 2 and 3	Connect Main Street is an active transportation corridor project including class I multi-use paths, DG pedestrian trails, and bike boulevard treatments.	\$375,000	\$516,000	\$2,000,000	\$2,000,000	\$0	\$0	\$0	\$4,891,000
LG28	Lemon Grove, City of	Connect Main Street Phases 4 thru 6	Connect Main Street is an active transportation corridor project including class I multi-use paths, DG pedestrian trails, and bike boulevard treatments.	\$115,000	\$1,275,000	\$3,347,500	\$3,347,500	\$0	\$0	\$0	\$8,085,000
NC46	National City, City of	24th Street Transit Center Connections	Construct more than two miles of separated bike lanes (Class IV), 2 curb extensions, traffic signal modifications with bike signals, continental crosswalks, and curb ramps.	\$150,000	\$445,000	\$0	\$2,903,000	\$0	\$0	\$0	\$3,498,000
NC47	National City, City of	8th Street Bicycle and Pedestrian Rail Crossing Enhancements	Construct a two-way Class 1 safe crossing of the rail tracks near 8th and Harbor in National City for bicycles and pedestrians. Removal of a vehicle free right-turn lane.	\$600,000	\$0	\$1,648,000	\$0	\$0	\$0	\$0	\$2,248,000

**Grouped Projects for Bicycle and pedestrian facilities -
Active Transportation Program (ATP)(V14)
Through 25-01**

Project ID	Lead Agency	Project Title	Project Description	Prior Year	FY 2025	FY 2026	FY 2027	FY 2028	FY 2029	Future	Total Cost
NC48	National City, City of	22nd Street Separated Bikeway	3,000 feet of separated bikeway (Class I and IV), curb extensions, a new traffic signal with bike signals, continental crosswalks, curb ramps, and 400 feet of new sidewalk.	\$150,000	\$380,000	\$0	\$2,760,000	\$0	\$0	\$0	\$3,290,000
SAN272	San Diego Association of Governments	GObyBIKE San Diego: Construction Outreach Program	The GoByBIKE San Diego Construction Outreach Program builds support for new bike infrastructure.	\$1,909,401	\$57,599	\$0	\$0	\$0	\$0	\$0	\$1,967,000
SAN310	San Diego Association of Governments	Bayshore to Imperial Bikeway	Environmental clearance for a 7.9 mile regional bikeway of continuous bicycle boulevards, buffered bike lanes, and Class III/IV facilities including 15 traffic circles, 7 roundabouts, and 35 intersection treatments.	\$4,634,000	\$40,000	\$40,000	\$440,000	\$0	\$0	\$0	\$5,154,000
SD234	San Diego, City of	Chollas Creek-Bayshore Bikeway	Final design and construction plans for 0.75 mile segment of multi-use path connecting from Southeastern San Diego along the Chollas Creek to the Bayshore Bikeway in Barrio Logan.	\$700,000	\$1,000	\$0	\$0	\$0	\$0	\$0	\$701,000
SD245	San Diego, City of	Euclid+ Market Complete Streets project	Final design and construction of new and expanded sidewalks, new bike facilities, and added crosswalks, medians, and curb extensions to slow and calm traffic (S16061)	\$14,051,553	\$193,635	\$0	\$0	\$0	\$0	\$0	\$14,245,188
Total				\$37,849,059	\$11,237,197	\$11,345,500	\$33,192,500	\$0	\$0	\$0	\$93,624,256

**Grouped Projects for Operating Assistance -
TransNet Senior Mini-Grant Program(V16)
Through 25-01**

Project ID	Lead Agency	Project Title	Project Description	Prior Year	FY 2025	FY 2026	FY 2027	FY 2028	FY 2029	Future	Total Cost
SAN185	San Diego Association of Governments	FACT - RideFact	Provide a "one stop" transportation solution for seniors and persons with disabilities to reach medical appointments and other related services through operating trip reimbursement	\$2,311,737	\$25,722	\$0	\$0	\$0	\$0	\$0	\$2,337,459
SAN87	San Diego Association of Governments	ElderHelp - Volunteer Driver Program	expand existing program	\$1,571,989	\$176,859	\$0	\$0	\$0	\$0	\$0	\$1,748,848
SAN92	San Diego Association of Governments	Travelers Aid Society - SenioRide	provides a menu of free transportation options to low-income clients ages 60 and up throughout San Diego County. This includes senior bus passes, taxicab vouchers, MTS Access and NCTD LIFT vouchers, and rides with volunteer drivers in private cars	\$3,085,199	\$312,500	\$0	\$0	\$0	\$0	\$0	\$3,397,699
Total				\$6,968,925	\$515,081	\$0	\$0	\$0	\$0	\$0	\$7,484,006

Draft

**Grouped Projects for Engineering -
Complete Corridor Studies(V20)
Through 25-01**

Project ID	Lead Agency	Project Title	Project Description	Prior Year	FY 2025	FY 2026	FY 2027	FY 2028	FY 2029	Future	Total Cost
CAL549	Various Agencies	Comprehensive Multimodal Corridor Plan (CMCP) - High Speed Transit/I-15	In the San Diego Region a comprehensive integrated management plan for increasing transportation options, decreasing congestion, and improving travel time in the I-15 Corridor from SR 76 to I-805A CMCP includes all travel modes in a defined corridor - highways and freeways, parallel and connection roadways, public transit (bus, bus rapid, light rail, intercity rail) and bikeways	\$0	\$0	\$1,500,000	\$0	\$0	\$0	\$0	\$1,500,000
CAL550	Various Agencies	Comprehensive Multimodal Corridor Plan (CMCP) - Coast, Canyons and Trails (SR 52)	In the San Diego Region a comprehensive integrated management plan for increasing transportation options, decreasing congestion, and improving travel times in the SR-52/SR-67 Corridor on SR 52 from I-5 to Sr 67 and along SR 67 from I-8 to Mapleview Street. A CMCP includes all travel modes in a defined corridor - highways and freeways, parallel and connection roadways, public transit (bus, bus rapid transit, light rail, intercity rail) and bikeways.	\$2,104,449	\$1,551	\$0	\$0	\$0	\$0	\$0	\$2,106,000
CAL551	Various Agencies	Comprehensive Multi-Modal Corridor Plan (CMCP) - High Speed Transit/SR-94	In the San Diego Region a comprehensive integrated management plan for increasing transportation options, decreasing congestion, and improving travel times along the SR 94 corridor from I-5 to SR 125. A CMCP includes all travel modes in a defined corridor - highways and freeways, parallel and connection roadways, public transit (bus, bus rapid transit, light rail, intercity rail) and bikeways.	\$1,940,000	\$199,857	\$0	\$0	\$0	\$0	\$0	\$2,139,857
CAL553	Various Agencies	Corridor System Management Plan (CSMP) - North County	In the San Diego Region, a comprehensive integrated management plan for increasing transportation options, decreasing congestion, and improving travel time between the I-5 and the I-15 freeways along the SR 76, SR 78, Palomar Airport Road and the SPRINTER rail corridor. A CSMP includes all travel modes in a defined corridor - highways and freeways, parallel and connection roadways, public transit (bus, bus transit, light rail, intercity rail) and bikeways.	\$2,996,000	\$4,000	\$0	\$0	\$0	\$0	\$0	\$3,000,000

**Grouped Projects for Engineering -
Complete Corridor Studies(V20)
Through 25-01**

Project ID	Lead Agency	Project Title	Project Description	Prior Year	FY 2025	FY 2026	FY 2027	FY 2028	FY 2029	Future	Total Cost
SAN253	Various Agencies	Comprehensive Multimodal Corridor Plan (CMCP) - Central Mobility Hub and Connections	In the San Diego Region a comprehensive integrated management plan for increasing transportation options, decreasing congestion, and improving travel times in the Central Mobility Station/I-5/Coronado & Downtown Connections Corridor. A CMCP includes all travel modes in a defined corridor - highways and freeways, parallel and connection roadways, public transit (bus, bus rapid transit, light rail, intercity rail) and bikewaysProject includes analysis to support P3 partnerships and connections to naval bases. Toll Credits will be used to match federal funds for the PE phase.Toll Credits will be used to match federal funds for the PE phase	\$9,792,000	\$1,596,800	\$0	\$0	\$0	\$0	\$0	\$11,388,800
SAN254	Various Agencies	Corridor System Management Plan - High Speed Transit/I-8	In the San Diego Region, along the I-8 corridor from I-5 to east of the SR 67, a comprehensive integrated management plan for increasing transportation options, decreasing congestion, and improving travel times in the High Speed Transit/I-8 Corridor. A CSMP includes all travel modes in a defined corridor - highways and freeways, parallel and connection roadways, public transit (bus, bus rapid transit, light rail, intercity rail) and bikeways	\$3,110,029	\$5,971	\$0	\$0	\$0	\$0	\$0	\$3,116,000
SAN255	Various Agencies	Corridor System Management Plan (CSMP) - High Speed Transit/SR 56	In the San Diego Region a comprehensive integrated management plan for increasing transportation options, decreasing congestion, and improving travel times in the SR 56 Corridor from I-5 to I-15. A CSMP includes all travel modes in a defined corridor - highways and freeways, parallel and connection roadways, public transit (bus, bus rapid transit, light rail, intercity rail) and bikeways	\$0	\$0	\$0	\$1,100,000	\$0	\$0	\$0	\$1,100,000
SAN256	Various Agencies	Corridor System Management Plan - High Speed Transit/SR 125	In the San Diego Region a comprehensive integrated management plan for increasing transportation options, decreasing congestion, and improving travel times along the SR 125 corridor from SR 905/SR 11 to SR 52. A CSMP includes all travel modes in a defined corridor - highways and freeways, parallel and connection roadways, public transit (bus, bus rapid transit, light rail, intercity rail) and bikeways.	\$2,781,254	\$796,000	\$115,000	\$0	\$0	\$0	\$0	\$3,692,254

**Grouped Projects for Engineering -
Complete Corridor Studies(V20)
Through 25-01**

Project ID	Lead Agency	Project Title	Project Description	Prior Year	FY 2025	FY 2026	FY 2027	FY 2028	FY 2029	Future	Total Cost
SAN269	Various Agencies	Comprehensive Multi-Modal Corridor Plan (CMCP) - Region Wide Plan	In the San Diego Region, a comprehensive integrated management plan for increasing transportation options, decreasing congestion, and improving travel times in all corridors in the San Diego Region. A CMCP includes all travel modes - highways and freeways, parallel and connection roadways, public transit (bus, bus rapid transit, light rail, intercity rail) and bikeways. This project is focused on scoping efforts and developing work plans for all of the CMCPs in the grouped listing	\$829,959	\$60,000	\$60,000	\$50,041	\$0	\$0	\$0	\$1,000,000
Total				\$23,553,691	\$2,664,179	\$1,675,000	\$1,150,041	\$0	\$0	\$0	\$29,042,911

Draft